



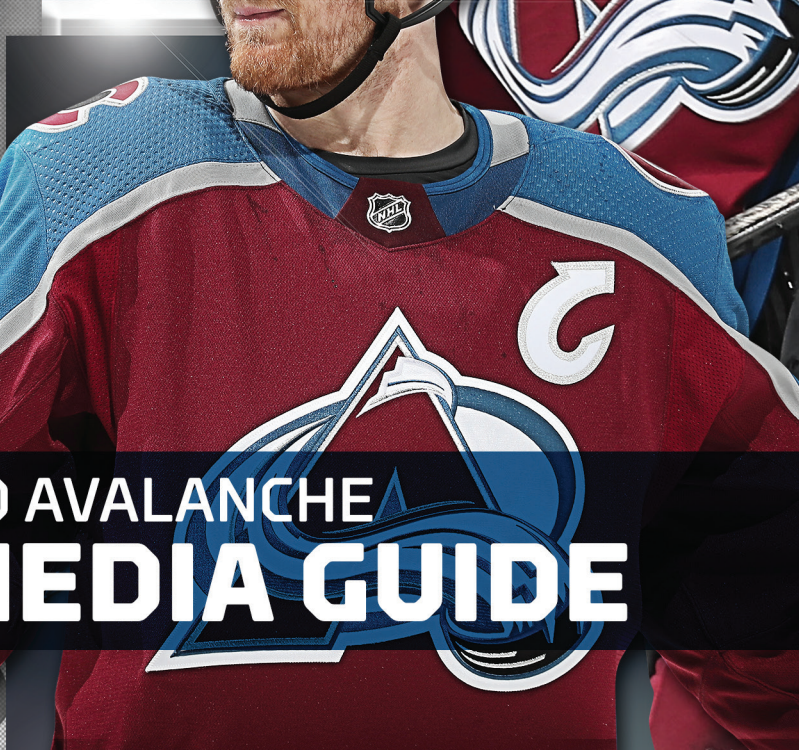

COLORADO
COLORADO
COLORADO
COLORADO
COLORADO
COLORADO
COLORADO
COLORADO

AVANLANCHE

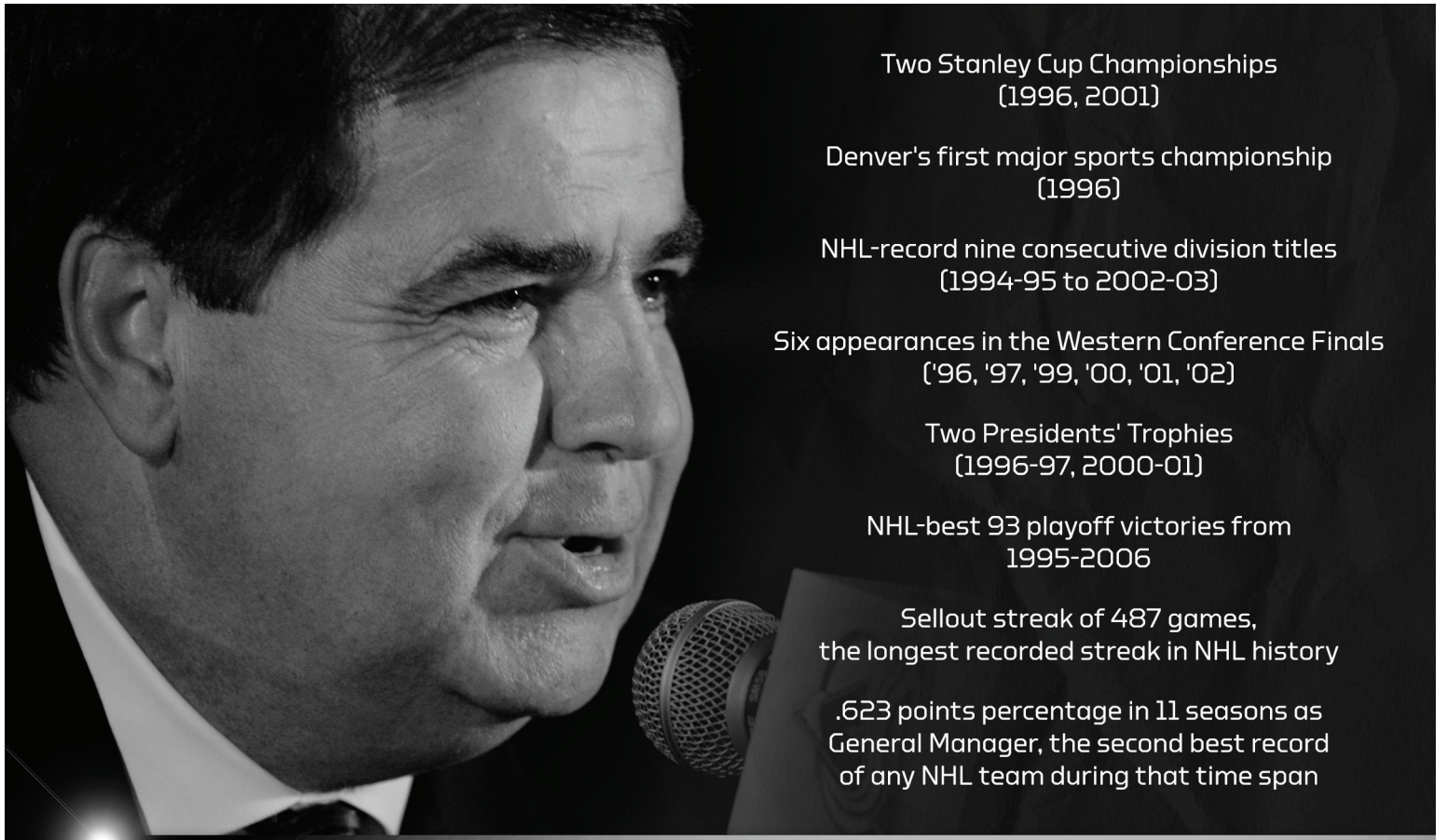
25 SEASONS 25 SEASONS

AND BLUE BURGUNDY AND BLUE

25



COLORADO AVALANCHE
2020-21 MEDIA GUIDE



Two Stanley Cup Championships
(1996, 2001)

Denver's first major sports championship
(1996)

NHL-record nine consecutive division titles
(1994-95 to 2002-03)

Six appearances in the Western Conference Finals
('96, '97, '99, '00, '01, '02)

Two Presidents' Trophies
(1996-97, 2000-01)

NHL-best 93 playoff victories from
1995-2006

Sellout streak of 487 games,
the longest recorded streak in NHL history

.623 points percentage in 11 seasons as
General Manager, the second best record
of any NHL team during that time span

PIERRE LACROIX

1948-2020

"Pierre was truly a legend and one of the greatest executives in sports. He had a 'team first' mentality that valued players and staff equally and his winning attitude was immediately evident to our family when we acquired the Avalanche in 2000. Denver is considered one of the world's towering sports cities and that would be impossible without Pierre's many contributions, including leading the Avs to Colorado's first major professional championship with the 1996 Stanley Cup title. Pierre had a unique zest for life that uplifted anyone who knew him. He treated everyone like they were a part of his family and was always available to anyone who needed his guidance. We will miss him greatly."

- E. Stanley Kroenke, Owner/Chairman, Kroenke Sports & Entertainment, LLC

"Pierre was a visionary and a true leader. From the moment he took over as GM, he established a winning culture that spread throughout the organization. As players, we knew he would do everything he could to help the team achieve that goal of hoisting the Stanley Cup. Pierre was instrumental in not only building the Avalanche into a championship team but also in the growth of hockey in Colorado. His footprint is everywhere in this hockey community.

Pierre is someone I trusted very much right from the first time I met him. I'll always remember him as not only a great GM but an even better person. He always treated everyone like family and he wanted us players to have that same mentality. He was a great example to all of us. Pierre was a mentor to me and someone I learned a lot about the business of hockey from.

We as an organization and myself personally, will really miss him."

- Joe Sakic, Executive Vice President & General Manager

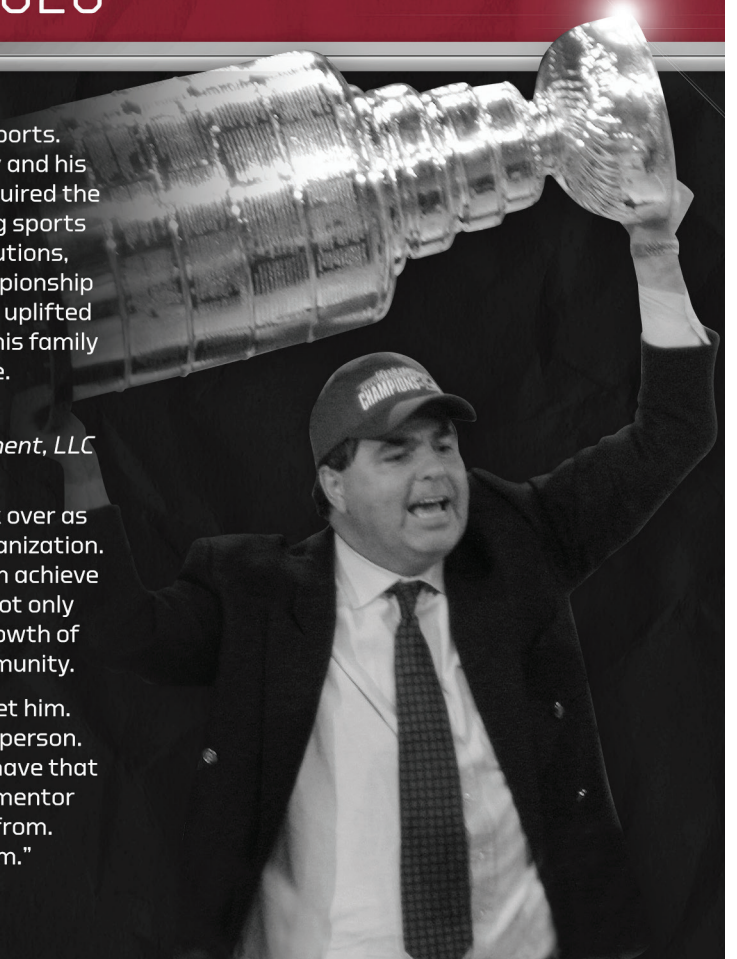


TABLE OF CONTENTS

2020-21 COLORADO AVALANCHE MEDIA GUIDE



Table of Contents1

THE COLORADO AVALANCHE

Avalanche Directory2
 E. Stanley Kroenke 4-5
 Josh Kroenke 6-7
 Joe Sakic 8-9
 Craig Billington / Chris MacFarland 10

AVALANCHE COACHING STAFF

Jared Bednar 11-12
 Assistant Coaches 13-14

AVALANCHE PLAYERS

Pierre-Edouard Bellemare 16-17
 Bowen Byram 18
 Andre Burakovsky 19-20
 Matt Calvert 21-22
 Ian Cole 23-24
 J.T. Compher 25-26
 Joonas Donskoi 27-28
 Pavel Francouz 29-30
 Dennis Gilbert 31
 Samuel Girard 32-33
 Ryan Graves 34-35
 Philipp Grubauer 36-38
 Erik Johnson 39-41
 Tyson Jost 42-43
 Nazem Kadri 44-45
 Martin Kaut 46
 Gabriel Landeskog 47-50
 Nathan MacKinnon 51-55
 Cale Makar 56-58
 Valeri Nichushkin 59-60
 Logan O'Connor 61
 Mikko Rantanen 62-64
 Brandon Saad 65-66
 Conor Timmins 67
 Devon Toews 68-69
 The Last Time It Happened 70

AVALANCHE SYSTEM

Avalanche Organizational Roster 72-73
 System Players 74-94

2019-20 SEASON RECAP

Regular Season Notes 96-105
 Regular Season Stats 106
 Season Breakdown 107
 Team Game-by-Game 108
 Player Game-by-Game 109-114
 Transactions 115-116
 Injuries & Coach's Challenges 117
 Season Highs/Lows 118-122
 Playoff Results 123
 Playoff Player Game-by-Game 124-125
 Final Playoff Stats 126

FRANCHISE RECORD BOOK

All-Time Record 128-130
 All-Time Attendance 131
 All-Time Head Coaches 132
 General Managers, Assistant Coaches, Captains 133
 Franchise Career Leaders 134
 Single Season Leaders 135-136
 Year-by-Year Leaders 136-138
 All-Time Scoring Streaks 139
 All-Time Hat Tricks 140-142
 All-Time Penalty Shots 143-144
 Team Records 145-146
 All-Time Winning/Losing Records 147
 Individual Franchise Records 148-150
 All-Time Specialty Teams 151
 Overtime Results 152-155
 NHL Awards 156
 Avalanche in the All-Star Game 157
 Retired Numbers 158-160
 Avalanche Stars of the Week, Month 161
 Franchise All-Time Roster 162-164
 Franchise Sweater Numbers 165-167
 Amateur Draft Picks 168-170
 Year-by-Year Team Results 171-184
 All-Time Record vs. Opponents 185-186
 Avalanche in the Olympics 187

PLAYOFF RECORD BOOK

All-Time Playoff Record 189
 Franchise Playoff Records 190-191
 Individual Franchise Playoff Records 192
 Franchise Playoff Leaders 193
 Single Season Playoff Leaders 194
 Hat Tricks, Save Records, Longest/Shortest Games 195
 Year-by-Year Playoff Results 196-198
 Year-by-Year Playoff Statistics 199-211

2020-21 MEDIA GUIDE CREDITS

The 2020-21 Colorado Avalanche Media Guide was written and compiled by Brendan McNicholas and Danielle Bernstein. Design and layout by Brendan McNicholas and Danielle Bernstein. Cover design by Joey Maestas. Photographers include Michael Martin, Sylvia Pecota, Harry How, Bruce Bennett Studios, Graig Abel, Brian Bahr, Doug Pensinger, NHL Images, and Getty Images. The book was printed at Ball Arena with assistance from Jeff Segura. Statistics provided by the National Hockey League, Elias Sports Bureau and STATS Inc. Special thanks to the entire NHL Stats staff, as well as Benny Ercolani and Dan Diamond. The information contained in this publication was compiled by the Colorado Avalanche Communications Department. Any commercial use of this information in whole or in part is prohibited without the prior written consent of the Colorado Avalanche Hockey Club. All NHL and team logos within are the property of NHL Enterprises and the respective teams and may not be reproduced commercially without the prior written consent of NHL Enterprises.

All information as of Jan. 7, 2021.
 Copyright © 2021 - All Rights Reserved

COLORADO AVALANCHE HOCKEY CLUB

Ball Arena, 1000 Chopper Circle, Denver, Colorado, 80204 | (303) 405-1100 main | (303) 893-0614 fax | www.ColoradoAvalanche.com

EXECUTIVE STAFF

Owner/Chairman, Kroenke Sports & Entertainment, LLC..... E. Stanley Kroenke
President & Governor, Avalanche & Vice Chairman, Kroenke Sports & Entertainment, LLC..... Josh Kroenke
Executive Vice President/General Manager/Alternate Governor..... Joe Sakic
Assistant General Manager, Avalanche & General Manager, Colorado Eagles..... Craig Billington
Assistant General Manager..... Chris MacFarland
Vice President of Hockey Administration..... Charlotte Grahame

COACHING STAFF

Head Coach..... Jared Bednar
Assistant Coaches..... Ray Bennett, Nolan Pratt
Goaltending Coach..... Jussi Parkkila
Video Coach..... Brett Heimlich
Skills Coach..... Shawn Allard

MEDICAL STAFF

Head Athletic Trainer..... Matt Sokolowski
Assistant Athletic Trainer/Physical Therapist..... Scott Woodward
Assistant Athletic Trainer..... Donovan Delarosbil

EQUIPMENT STAFF

Head Equipment Manager..... J.C. Ihrig
Assistant Equipment Manager..... Don White
Assistant Equipment Manager..... Brad Lewkow

STRENGTH & CONDITIONING / MASSAGE STAFF

Strength & Conditioning Coach..... Casey Bond
Assistant Strength & Conditioning Coach..... Chase Engdahl
Massage Therapist..... Gregorio Pradera

PRO SCOUTING STAFF

Director, Reserve List Scouting..... Brad Smith
Sr. Pro Scout..... Garth Joy
Pro Scouts..... Cody Bass, Mike Battaglia, Dan Laperriere,
..... Curtis Leschyshyn, Terry Martin
Pro Scout (Europe)..... Miroslav Zalesak

AMATEUR SCOUTING STAFF

Director of Amateur Scouting..... Alan Hepple
Head, European Scouting..... Joni Lehto
Scouts..... John Funk, Henrik Gradin, Alexei Gusarov,
..... Wade Klippenstein, Jerome Mesonero, Don Paarup,
..... Norm Robert, Neil Shea, Lyle Wingert

ANALYTICS STAFF

Hockey Analysts..... Arik Parnass, Dawson Sprigings, David Wood
Director of Video Scouting..... Mike Battaglia
Assistant Video Scout..... Mitch Sakic

PLAYER DEVELOPMENT STAFF

Development Coaches..... Brett Clark, Steven Reinprecht, Brian Willisie

HOCKEY ADMINISTRATION

Senior VP, Communications & Team Services..... Jean Martineau
Vice President of Media Relations..... Brendan McNicholas
Executive Director, Hockey Administration..... Suzanne Borchert
Director, Team Services & Immigration..... Erin DeGraff
Director of Security..... John Burbach
Media Relations Coordinator..... Danielle Bernstein

COLORADO EAGLES (AHL AFFILIATE)

Head Coach..... Greg Cronin
Assistant Coaches..... Aaron Schneekloth, Ryan Tobler
Goaltending Coach..... Ryan Bach
Business/Video Coordinator..... Steven Petrovek
Head Athletic Trainer..... Brent Woodside
Assistant Athletic Trainer..... Caleb Kurt-Hurst
Head Equipment Manager..... Cliff Halstead
Assistant Equipment Manager..... Bryce Blinkhorn

TEAM INFORMATION

Team Colors..... Burgundy, Silver, Blue and Black
Team Founded..... 1979 Quebec Nordiques
..... Relocated to Colorado 1995
Home Ice..... Ball Arena (17,809)
Practice Facility..... South Suburban Family Sports Center
Minor League Affiliates..... Colorado Eagles (AHL)
..... Utah Grizzlies (ECHL)
Television Outlet..... Altitude Sports & Entertainment Network
Radio..... Altitude Radio Network (Flagship: Altitude Sports Radio 92.5 FM)



E. STANLEY KROENKE

OWNER/CHAIRMAN

KROENKE SPORTS & ENTERTAINMENT

Mr. E. Stanley Kroenke became owner of the Denver Nuggets, Colorado Avalanche and Ball Arena on July 6, 2000.

The Avalanche have made the playoffs in each of the last three seasons—the third-longest streak in franchise history—and have advanced to the second round in back-to-back postseasons for the first time since 2006. The Nuggets are coming off a trip to the NBA Western Conference Finals in 2019-20, a run that included becoming the first team in NBA history to overcome a 3 games-to-1 series deficit twice in the same playoffs.

Since Kroenke became owner, the Avalanche won a Stanley Cup (2001), captured four division championships (2000-03, 2013-14), won the Presidents' Trophy (2001) and hosted the NHL All-Star Game (2001). During his first five years of ownership, the Avalanche sold out every home game and went on to post an NHL-record 487 consecutive game sellout streak. The Avalanche have been chosen by the NHL to host two outdoor games in the past five years, as the organization hosted the 2016 Stadium Series at Coors Field and the 2020 Stadium Series at the U.S. Air Force Academy.

Under Mr. Kroenke's leadership, the Nuggets were one of only two NBA teams to make the playoffs in all 10 seasons from 2003 through 2013, which included a trip to the Western Conference Finals in 2009. From 2006 to 2011, Denver won 50+ games in four consecutive years for the first time in team history and followed that up by winning a franchise-record 57 games in 2012-13. Kroenke has overseen two NBA Executive of the Year winners as well as one Coach of the Year award.

In the summer of 2011, Kroenke elevated Josh Kroenke to team President and Governor of the Nuggets. In his expanded role, Josh Kroenke hired Tim Connelly as General Manager and Executive Vice President of Basketball Operations in July 2013 and named Michael Malone as Head Coach in June 2015. Two years later, in the summer of 2013, Mr. Kroenke oversaw the elevation of Josh Kroenke to team President of the Avalanche. Josh Kroenke then named Joe Sakic the club's Executive Vice President of Hockey Operations.

Off the ice and court, one of Kroenke's priorities has been the Colorado community. More than \$17 million in contributions have been made to Colorado charities through Kroenke Sports Charities and the Colorado Avalanche and Denver Nuggets Community Funds. The Avalanche and Nuggets continue to be strong supporters of youth hockey and basketball in the state of Colorado through initiatives such as donating all game program sales to youth hockey and basketball teams, as well as sponsoring the Avalanche International Pee-Wee Qualifier Tournament and providing numerous youth basketball camps to help teach the game to local children. Additionally, the Kroenke family donated \$1 million to the Red Cross organization following the hurricanes that devastated the coastal regions of the country in August 2017.

Denver-based Kroenke Sports & Entertainment owns Major League Soccer's Colorado Rapids and the National Lacrosse League's Colorado Mammoth. The Rapids hosted the MLS All-Star Game in 2007 and 2015 and won the MLS Cup championship in 2010. The Mammoth has been a playoff participant in all but one of its seasons and won the NLL championship in 2006. The Mammoth also hosted the NLL All-Star Game in 2004 and 2009.

In June 2011, Kroenke became the majority shareholder of Arsenal FC, the storied English Premier League football club. The St. Louis Rams (now the Los Angeles Rams) won the Super Bowl in 2000 while Mr. Kroenke was a co-owner; he became the team's principal owner in August 2010. The Rams won the NFC championship during the 2018 season and played in Super Bowl LIII.

Overall, the Avalanche, Nuggets, Rapids and Mammoth have made 48 playoff appearances, won three league championships and hosted five All-Star Games since 2000-01. Arsenal won the 2014, 2015 and 2017 FA Cup and qualified for the Champions League in 19 consecutive seasons from 1998-99 to 2016-17, the second longest run ever.

In addition to his success as a team owner, Kroenke has been a pioneer in television programming. In September 2004, Kroenke launched Altitude Sports & Entertainment, a 24-hour regional television network that is the broadcast home for the Avalanche, Nuggets, Mammoth and Rapids. Altitude also airs professional, collegiate and high school sporting events throughout the Rocky Mountain region. KSE expanded its media position in 2013 with the acquisition of Outdoor Channel and in 2014 with the acquisition of Sportsman Channel. KSE also owns World Fishing Network.

KSE Radio owns three Denver FM radio stations, KIMN-FM (Mix 100.3), KXKL-FM (Kool 105) and KKSE-FM (Altitude Sports Radio 92.5), the radio broadcast home of the Avalanche, Nuggets, Mammoth and Rapids. KSE Radio also owns one Denver AM station, KKSE (Altitude Sports Radio 950 AM).

The Pepsi Center, a KSE-operated facility and the largest indoor arena, event center and concert venue in Colorado, is the home arena for the Avalanche, Nuggets and Mammoth. On April 7, 2007, KSE opened Dick's Sporting Goods Park, one of the largest soccer-specific complexes in the world. The state-of-the-art sports facility sits on more than 160 acres in Commerce City, Colorado, and holds 18,000 fans for field sports and up to 27,000 for concerts. KSE also owns the Paramount Theatre, a historic landmark in downtown Denver, and through Peak Entertainment, LLC, a joint venture between KSE and AEG Live Rocky Mountains, co-manages 1STBANK Center in Broomfield, a multi-use arena accommodating up to 6,500 people for a variety of events. Pepsi Center, Dick's Sporting Goods Park, the Paramount Theatre and 1STBANK Center are home to more than 300 events annually, including world-renowned acts such as Garth Brooks, U2, Madonna, Taylor Swift, Justin Timberlake, Chris Stapleton, Aerosmith and Bruce Springsteen.

Kroenke's enthusiasm and vision ensure that Denver will continue to be the top entertainment destination in the Rocky Mountain region for generations to come. Local media outlets have consistently named Kroenke one of the most significant people in the Denver arts and entertainment community, saying "no other person entertains more people more often."

Kroenke is the chairman and owner of The Kroenke Group, a private real estate investment and development company with properties located throughout the United States and Canada. Over the past four decades, he has built a reputation as one of the nation's leading real estate developers.

A member of the Missouri Sports Hall of Fame, Kroenke holds undergraduate and graduate degrees from the University of Missouri. In addition to their son Josh, who is President and Governor of the Avalanche and Nuggets and Vice Chairman of Kroenke Sports & Entertainment, Stan and his wife, Ann, have a daughter, Whitney, an award-winning documentary film producer.





JOSH KROENKE

PRESIDENT & GOVERNOR, COLORADO AVALANCHE & DENVER NUGGETS

Josh Kroenke was promoted to Vice Chairman of Kroenke Sports & Entertainment in July of 2018. He begins his 11th season as team President/Governor for the Denver Nuggets and Governor of the Avalanche, as he was named to those positions in the summer of 2010. He assumed the additional title of Avalanche team President in 2013, making the upcoming 2020-21 campaign his eighth in that role.

Over the past several seasons, Kroenke has ushered in new eras for both Nuggets basketball and Avalanche hockey. The Nuggets added to their young, energetic core in 2013 by hiring first-year General Manager/Executive Vice President of Basketball Operations Tim Connelly (now President of Basketball Operations). In 2015 Kroenke and Connelly hired Michael Malone to be the franchise's new head coach who finished third in the NBA Coach of the Year voting in 2018-19. The summer of 2017 saw Kroenke and company land one of the largest free agents in the organization's history by inking four-time All-Star Paul Millsap to a multi-year contract. He recently extended the contracts of franchise cornerstones Jamal Murray and Nikola Jokic. Jokic was named an All-Star each of the last two seasons and First Team All-NBA in 2018-19 and Second Team in 2019-20.

During Kroenke's tenure with the Nuggets they have registered six 50+ win seasons, two Western Conference Finals appearances and three Northwest Division titles. He has overseen two NBA Executive of the Year awards, one NBA Coach of the Year award, seven All-Star selections, five All-NBA selections and five players selected to All-Rookie teams. During the 2010-11 season, Kroenke helped orchestrate one of the biggest trades in league history, completing a three-team, 13-player deal with the New York Knicks and Minnesota Timberwolves on Feb. 22, 2011, retooling the Nuggets roster that went on to win a team-record 57 games during the 2012-13 season.

In the summer of 2013, Kroenke named Hockey Hall of Famer Joe Sakic as Executive Vice President/General Manager/Alternate Governor of the Avalanche. The Avalanche responded by winning the Central Division and reaching the playoffs for the first time since 2010. The past three seasons have seen the Avalanche make three consecutive postseason appearances for the first time in 14 years and advance to the second round in each of the last two years.

Kroenke, in conjunction with the National Hockey League, was instrumental in bringing the 2016 Coors Light NHL Stadium Series game to Denver. The event, which featured the Avalanche and the Red Wings playing at Coors Field on Feb. 27, 2016, was the first ever NHL outdoor game in the State of Colorado. The 2019-20 season saw the Avalanche host its second outdoor game in four years, this time at the U.S. Air Force Academy on Feb. 15, 2020 against the Los Angeles Kings.

In November 2017, the Avalanche was selected by the NHL to participate in the 2017 SAP NHL Global Series, which featured a pair of regular-season games against the Ottawa Senators in Stockholm, Sweden. These were the first regular-season games ever played by the Avs in Europe.

In addition to his responsibilities with the Nuggets and Avalanche, Kroenke serves as Alternate Governor for the Colorado Rapids (Major League Soccer) and is on the Board of Directors for Arsenal Football Club (English Premier League) in London. In his role as Vice Chairman of Kroenke Sports & Entertainment, he works closely with KSE executives on multiple business operation.

In 2014, Kroenke was named to the SportsBusiness Daily's prestigious "Forty Under 40" list. The annual list honors the most promising young executives in sports business under the age of 40.

Additionally, Kroenke has spearheaded numerous business initiatives throughout Ball Arena and the Nuggets and Avalanche organizations. In 2013 he oversaw the installation of a 4,400 square foot HD center-hung scoreboard, one of the largest and most technologically advanced scoreboards in a professional sports arena. In just the past two years he has unveiled new home, road and alternate jerseys for the Nuggets, overseen the complete redesign of the Nuggets' locker room, training room and players' lounge, and introduced Club Lexus, offering exclusive amenities and services to Nuggets and Avalanche ticket-holders.

Kroenke is also leading KSE into the fast-growing area of eSports. Instrumental in the decision to create KSE eSports, Kroenke acquired the inaugural franchise in Activision/Blizzard's Overwatch league, now known as the Los Angeles Gladiators. As co-founder of KSE eSports with his father Stan, Josh has helped guide all elements of the operation including branding and launch of the team in January 2018.

Athletic competition has always been a passion for Kroenke, who attended the University of Missouri on a full basketball scholarship. He was a contributor during Missouri's trip to the Elite Eight as a sophomore in 2002, and he earned Academic All-Big XII First Team honors while serving as team captain during his junior and senior seasons. After graduating with a degree in financial management, Kroenke completed a six-month internship with the NBA's League Office working in its Player Development Department. Upon finishing his internship, Kroenke worked on Wall Street where he assisted with the debt underwriting and securitization of numerous commercial real estate transactions.

Away from the Nuggets and Avalanche, Kroenke serves on the Board of Directors for Arsenal Football Club in London and on the Board of Strategic Development for the Trulaske College of Business at the University of Missouri. Kroenke is an active supporter of Kroenke Sports Charities and the Denver Nuggets and Colorado Avalanche Community Funds. He is involved in several other charitable endeavors, including the Todd Peglow Memorial Scholarship Fund at the University of Missouri. He is also a major supporter of the Playing For Change Foundation, which was co-founded by his sister, Whitney, and benefits children worldwide by building schools that specialize in teaching music and arts.





JOE SAKIC

EXECUTIVE VICE PRESIDENT / GENERAL MANAGER / ALTERNATE GOVERNOR

Former Avalanche captain Joe Sakic begins his eighth season as Executive Vice President of Hockey Operations, his 10th year overall in the organization's front office. He was named to his current position on May 10, 2013.

Prior to assuming his present role, Sakic, 51, spent two years as the club's Executive Advisor/Alternate Governor, a position he was hired for on March 25, 2011.

The Avs have qualified for the playoffs in each of the last three seasons, which ranks as the third-longest run of postseason appearances in franchise history. Colorado has advanced to the second round in each of the past two years, the first time the club has done that in back-to-back seasons since 2006.

The Avalanche finished second in the Western Conference and tied for third in the NHL with 92 points during the shortened 2019-20 campaign. Colorado's .657 points percentage was its third highest since relocating to Denver, trailing only the 2000-01 team (.720) and the 2013-14 squad (.683).

Sakic and his staff have assembled a core group that is headlined by Nathan MacKinnon, a finalist for the Hart Trophy in two of the last three seasons. The first overall pick in the 2013 NHL Draft, MacKinnon was the first player selected by Sakic as GM.

MacKinnon, the recipient of the 2020 Lady Byng Memorial Trophy, was one of two Avalanche award winners this past season, as Cale Makar captured the Calder Memorial Trophy as rookie of the year. Selected fourth overall in the 2017 NHL Draft, Makar was the third Avalanche player to win the Calder since Sakic joined the front office, joining MacKinnon (2014) and Gabriel Landeskog (2012). No team has had as many rookie-of-the-year winners during that span.

One of the organization's priorities heading into last season was to add significant scoring depth. The Avs acquired Nazem Kadri and Andre Burakovsky via trade and signed free agents Pierre-Edouard Bellemare, Joonas Donskoi and Valeri Nichushkin. Burakovsky (20 goals), Kadri (19), Donskoi (16) and Nichushkin (13) all finished among the Avalanche's top-seven goal scorers, accounting for 68 (almost 30%) of the club's 236 goals. If you also include Bellemare (nine), those five additions had 77 of the 236 goals (33%).

Burakovsky and Nichushkin were both re-signed for another two years in October.

The club further added to that forward depth this offseason by acquiring two-time Stanley Cup champion Brandon Saad from the Blackhawks. The 28-year-old is coming off his fifth career 20-goal campaign in 2019-20.

Sakic also added to the Avalanche's defense corps this fall by acquiring blueliner Devon Toews from the Islanders. Toews, who has ranked first among Isles defensemen in scoring during each of the last two postseasons, was signed to a four-year contract just a few weeks after his acquisition.

The organization further cemented its blueline by re-signing Ryan Graves to a three-year contract. His deal begins at the same time that Samuel Girard's seven-year contract extension kicks in. Graves, who was acquired from the Rangers during the 2017-18 season, led the NHL with a +40 plus/minus rating in 2019-20. Part of a three-team trade with Nashville and Ottawa in November 2017, Girard currently has a 220 consecutive games-played streak, the third-longest run by a defenseman in franchise history.

Just prior to the start of the 2019-20 season, the Avs locked up another member of its core, signing Mikko Rantanen to a six-year contract through 2024-25. Rantanen was Colorado's first-round choice (10th overall) in the 2015 NHL Draft and has the fourth-highest points-per-game average (1.08) of any right wing over the last three seasons.

The Avalanche's goaltending tandem of Philipp Grubauer and Pavel Francouz helped the club finish sixth in team goals-against average (2.69) during the 2019-20 campaign, the first time that Colorado finished among the top 10 in that category since 2002-03. Grubauer was acquired from Washington at the 2018 NHL Draft and was immediately signed to a three-year contract. Francouz, who originally signed with Colorado as a free agent in 2018, was the first Avs netminder to finish in the top 10 in both GAA and save percentage since 2003-04. Francouz was signed to a two-year contract in February.

As Sakic and his staff continue to assemble the current NHL roster, the club is also committed to building for the future as well. The Avalanche organization

was tabbed as having the NHL's best farm system by *The Hockey News* in their 2020 Future Watch issue. Colorado also boasted the NHL's No. 1 prospect, defenseman Bowen Byram, the fourth overall selection in the 2019 NHL Draft. Fellow 2019 first rounder, Alex Newhook (16th overall), was No. 13 on the publication's list, as the Avs and Florida Panthers were the only teams to feature two of the top 13 prospects. Newhook, a forward at Boston College, was named the NCAA freshman of the year for 2019-20.

Head coach Jared Bednar, hired in August 2016, is beginning the first year of a two-year contract extension he signed in the summer of 2019. A Jack Adams Award finalist in 2018, Bednar is just the third Avalanche coach since the franchise relocated to lead the club to three straight playoff berths.

In Sakic's first season of overseeing all hockey-related decisions, the Avalanche won the 2013-14 Central Division championship and tied a franchise record with 52 wins. Colorado took home three trophies at the 2014 NHL Awards, tying Boston for the most of any team.

The 2017-18 Avalanche, the NHL's youngest team, enjoyed one of the greatest turnaround seasons in NHL history, as Colorado's 47-point increase from 2016-17 equaled the fourth-highest, year-to-year improvement ever.

A month into that 2017-18 campaign, the Avalanche orchestrated a three-team trade that provided an immediate and long-term impact. Colorado acquired Girard, Vladislav Kamenev and a second-round pick in the 2018 NHL Draft from the Nashville Predators, as well as Shane Bowers, Andrew Hammond, a first-round selection in the 2019 NHL Draft (Byram) and a third-round pick in the 2019 NHL Draft (Matthew Stienburg) from the Ottawa Senators. In addition to the first, second and third-round draft picks, the Avalanche added a former first rounder (Bowers) and two former second rounders (Girard, Kamenev).

Sakic announced his retirement from the game of hockey on July 9, 2009, following a career that spanned 20 seasons and 1,378 games with the same organization. He wore the 'C' as team captain for 16 consecutive seasons (17 seasons overall), making him the second-longest serving captain in NHL history. Sakic led the Avalanche to two Stanley Cup titles (1996, 2001), which included the city of Denver's first major professional sports championship in 1996. The Burnaby, B.C., native captured the franchise's first Hart Trophy as league MVP in 2001, won the Conn Smythe Trophy as playoff MVP in 1996, earned the Lester B. Pearson Award (NHLPA MVP) and Lady Byng Trophy (sportsmanship) in 2001 and was named to the NHL's First All-Star Team on three occasions (2001, 2002 and 2004).

Sakic was elected to the Hockey Hall of Fame in 2012, his first year of eligibility. The only player who spent his entire career with the Avalanche organization to achieve that honor, Sakic was officially inducted into the Hockey Hall of Fame on Nov. 12, 2012. He was named one of "The 100 Greatest NHL Players" honoring 100 years of NHL hockey in 2017.

Sakic retired as the eighth-highest scorer in NHL history with 1,641 career points. He ranked seventh all-time in both playoff goals (84) and playoff points (188-tied), and still holds the NHL record with eight postseason overtime goals.

Selected by the Quebec Nordiques in the first round (15th overall) of the 1987 Entry Draft, Sakic is the franchise's all-time leader in nearly every statistical category. With Sakic as team captain, the Avalanche/Nordiques captured an NHL-record nine consecutive division championships from 1995 to 2003. In addition to its two Stanley Cup titles, the Avalanche also won two Presidents' Trophies and made six appearances in the Western Conference Finals during that time span.

Sakic's No. 19 jersey was retired by the Avalanche during a pre-game ceremony on Oct. 1, 2009.

Joe and his wife, Debbie, have three children: Mitchell and twins Chase and Kamryn. The Sakics are active with the Food Bank of the Rockies charity, and Joe hosts his own charity golf tournament to benefit the Food Bank every summer in Denver. Sakic was awarded the 2007 NHL Foundation Player Award in recognition of his commitment and service to charities in his community.



CRAIG BILLINGTON

ASSISTANT GENERAL MANAGER

Craig Billington begins his 19th year with the Avalanche's front office and his eighth as Assistant General Manager. He also serves as General Manager of the Avalanche's American Hockey League affiliate, the Colorado Eagles.

Billington has played a key role in the Avalanche's partnership with the Eagles, as he oversaw the club's ECHL affiliation agreement in 2016 and then assisted in their successful bid to become an AHL expansion franchise a year later. The Eagles advanced to the Calder Cup Playoffs during their inaugural AHL season in 2018-19.

Billington's duties also include overseeing the team's rookie camp each year. In 2016, the Avalanche hosted the inaugural Rookie Showcase, a three-day tournament that included the Anaheim Ducks and San Jose Sharks at the Ice Centre at the Promenade in Westminster, Colorado.

Prior to assuming his current role, Billington, 54, most recently held the title of Vice President of Player Development/Minor League Operations. The London, Ontario, native started as the club's goaltending consultant before being named Director of Player Development. He added the title of vice president in the summer of 2008 and was named to his current role on June 24, 2013.

The former netminder enjoyed a 15-year playing career in the NHL, compiling a 110-149-31 record in 332 appearances. He spent three years with the Avalanche from 1996-97 to 1998-99, where he still ranks fourth in franchise history in career goals-against average (2.61) and eighth in save percentage (.910).

New Jersey's second-round pick (23rd overall) in the 1984 NHL Draft, Billington began his NHL career with the Devils before joining the Ottawa Senators, Boston Bruins, Avalanche and Washington Capitals. He was selected to play in the 1993 NHL All-Star Game. Prior to his professional career, Billington backstopped Team Canada to the gold medal at the 1985 IIHF World Junior Championship in Finland.

Craig resides in Denver with his family.



CHRIS MacFARLAND

ASSISTANT GENERAL MANAGER

Chris MacFarland was hired by the Colorado Avalanche on May 21, 2015 and begins his sixth season as Assistant General Manager.

MacFarland, 50, works closely with Executive Vice President/General Manager Joe Sakic regarding all hockey-related matters.

A member of the Columbus Blue Jackets' hockey operations department for 16 years, MacFarland most recently assisted the team in scouting at the professional and amateur level, player contract research and negotiations, salary cap management and arbitration, collective bargaining agreement administration, budgeting and team scheduling issues. He also served as a liaison to the National Hockey League regarding matters pertaining to the collective bargaining agreement and oversaw the hockey operations efforts of the Blue Jackets' minor-league affiliates.

MacFarland joined Columbus prior to the 1999-00 NHL campaign and served as the club's manager of hockey operations from 2001-07 before being promoted to assistant to the general manager in July 2007. He moved to the position of assistant general manager a year later in July 2008.

Born on March 28, 1970 in the Bronx, New York, he played college hockey at Pace University where he received a bachelor's degree in business in 1992 and later graduated from the university's law school in 1998.

He began his career on the business side of the sport as an intern in the National Hockey League's New York office from 1993-94 and worked in the NHL Productions office while attending law school.

Chris and his wife, Chandra, have three sons, Jake, Gavin, Sawyer, and a daughter, Cara.



JARED BEDNAR

HEAD COACH

Jared Bednar begins his fifth season as Colorado's head coach. Hired on Aug. 25, 2016, Bednar is the seventh head coach in Avalanche history and the 15th in the history of the franchise. He signed a two-year contract extension through the 2021-22 campaign on July 9, 2019.

The Avs have qualified for the playoffs in each of the last three seasons, which ranks as the third-longest run of postseason appearances in franchise history. Colorado has advanced to the second round in each of the past two years, the first time the club has done that in back-to-back seasons since 2006.

Bednar led the Avalanche to a second-place finish in the Central Division and the Western Conference with 92 points in 70 games during the shortened 2019-20 campaign. The Avs were two points behind St. Louis (94) but played one fewer contest than the Blues when the regular season was paused and eventually concluded. The Avalanche tied Tampa Bay for the third-most points in the NHL behind the Blues and Boston Bruins (100). Colorado's .657 points percentage was its third highest since relocating to Denver, trailing only the 2000-01 team (.720) and the 2013-14 squad (.683).

The Avalanche went on to compile a 9-5-1 record during the 2020 postseason in Edmonton, coming within a Game 7 overtime period of advancing to the Conference Final.

Bednar became just the third Avalanche coach since the franchise relocated to lead the club to three straight playoff berths, joining Bob Hartley (four, 1998-99 to 2001-02) and Marc Crawford (three, 1995-96 to 1997-98).

Bednar, 48, owns a 145-136-35 (.514) record in four seasons behind the bench, which includes a 123-80-31 (.592) mark over the past three years. Only Hartley (193) has more wins in Avalanche history. Bednar's 145 victories rank fourth in franchise annals behind Michel Bergeron (265), Hartley (193) and Crawford (165 including one season with Quebec).

Bednar during the 2019-20 season passed Joe Sacco and Patrick Roy (130) for fourth on the Avs win list on Jan. 20, passed Joel Quenneville (131) for third on Feb. 4 and passed Crawford (135) for second on Feb. 11.

The 2020-21 campaign will mark Bednar's 19th season of coaching professional hockey, 11 of which have been as a head coach. He posted a .603 winning percentage as a minor league head coach (251-158-23-19), winning championships at both the AHL and ECHL levels.

Bednar was a finalist for the Jack Adams Award as the NHL's coach of the year during his second season behind the bench in 2017-18. He led the Avs to a berth in the Stanley Cup Playoffs with a 43-30-9 record (95 points), a jump of 47 points from the previous year. Colorado's 47-point turnaround equaled the fourth-highest year-to-year improvement in NHL history.

Bednar joined Harry Sinden as the only coaches in NHL history to record at least 20 more wins in their second season as a head coach than in their first (with the first year being a full season). Sinden led the Boston Bruins to 37 victories in 1967-68 after winning 17 games in 1966-67. Leading what was the NHL's youngest team (25.8 average age), Bednar helped guide the 2017-18 Avs to their first postseason berth since 2013-14. Colorado dressed 11 rookies, tied for second in the league, with that group combining for an NHL-high and team-record 419 games.

Prior to joining the Avalanche organization, Bednar guided the Columbus Blue Jackets' AHL affiliate, the Lake Erie Monsters, to the 2016 Calder Cup championship. The Monsters finished second in the Central Division with a 43-22-6-5 record (97 points) and then proceeded to go 15-2 during the postseason, sweeping both the Western Conference Final and Calder Cup Final.

Bednar served as the head coach of the Blue Jackets' previous AHL affiliate, the Springfield Falcons, in 2014-15 and also spent two seasons as the head coach of the AHL's Peoria Rivermen from 2010-12.

Bednar began his coaching career as an assistant with the South Carolina Stingrays of the ECHL in 2002-03. He took over the Stingrays' head coaching job in 2007-08 and in his second season led South Carolina to the 2009 Kelly Cup championship. He posted a .654 winning percentage (89-45-9) in two years as an ECHL head coach. The Yorkton, Saskatchewan, native was an assistant coach in the AHL with Abbotsford in 2009-10 and later served two seasons as an assistant with Springfield from 2012-14.

The defenseman played nine seasons of professional hockey, a career that spanned parts of eight seasons in the ECHL with the Huntington Blizzard and South Carolina Stingrays (1993-2002), parts of three seasons in the AHL with the St. John's Maple Leafs and Rochester Americans (1996-2000), and one season in the IHL with the Grand Rapids Griffins in 1998-99. He was part of two Kelly Cup championship teams as a player, 1997 and 2001 with South Carolina. Prior to turning pro, Bednar spent three seasons in the Western Hockey League from 1990-93, competing with the Saskatoon Blades, Spokane Chiefs, Medicine Hat Tigers and Prince Albert Raiders.

Bednar was inducted into the ECHL Hall of Fame in 2020.

Jared and his wife, Susan, have a son, Kruz (20) and a daughter, Savega (15). Bednar, who lived in Humboldt, Saskatchewan, on two different occasions for a decade during his youth and also played for the Humboldt Broncos, is personally involved in helping the victims and families of the 2018 Humboldt Broncos bus accident, which includes co-hosting a golf tournament each summer.

BEDNAR'S NHL COACHING RECORD

Year	Team	LGE	GP	REGULAR SEASON						PLAYOFFS				
				W	L	OT	PTS	W%	Div	GP	W	L	T	Playoff Result
2016-17	Colorado	NHL	82	22	56	4	48	.293	7th/Central	-	-	-	-	---
2017-18	Colorado	NHL	82	43	30	9	95	.579	4th/Central	6	2	4	-	Lost 1st Round
2018-19	Colorado	NHL	82	38	30	14	90	.549	5th/Central	12	7	5	-	Lost in 2nd Round
2019-20	Colorado	NHL	70	42	20	8	92	.657	2nd/Central	15	9	5	1	Lost in 2nd Round
Totals			316	145	136	35	325	.514		33	18	14	1	

BEDNAR'S MINOR LEAGUE COACHING RECORD

Year	Team	LGE	GP	REGULAR SEASON						PLAYOFFS				
				W	L	OL	SL	PTS	W%	Div	GP	W	L	Playoff Result
2007-08	S. Carolina	ECHL	72	47	22	2	1	97	.674	2nd/South	20	10	10	Lost Conf. Final
2008-09	S. Carolina	ECHL	71	42	23	2	4	90	.634	2nd/South	23	16	7	Won Kelly Cup
2010-11	Peoria	AHL	80	42	30	3	5	92	.575	3rd/West	4	0	4	Lost 1st round
2011-12	Peoria	AHL	76	39	33	2	2	82	.539	4th/Midwest	-	-	-	---
2014-15	Springfield	AHL	76	38	28	8	2	86	.566	3rd/NE	-	-	-	---
2015-16	Lake Erie	AHL	76	43	22	6	5	97	.638	2nd/Central	17	15	2	Won Calder Cup
Professional Totals			451	251	158	23	19	544	.603		64	41	23	.641
AHL Totals			308	162	113	19	14	357	.580		21	15	6	.714
ECHL Totals			143	89	45	4	5	187	.654		43	26	17	.605

BEDNAR'S CAREER PLAYING STATISTICS

Season	Team	Lge	REGULAR SEASON						PLAYOFFS				
			GP	G	A	Pts	PIM	GP	G	A	Pts	PIM	
1990-91	Saskatoon	WHL	28	1	5	6	30	-	-	-	-	-	
1991-92	Spokane	WHL	62	7	17	24	200	7	2	1	3	9	
1992-93	Spokane	WHL	16	2	14	16	62	-	-	-	-	-	
	Medicine Hat	WHL	9	1	4	5	20	-	-	-	-	-	
	Prince Albert	WHL	37	6	16	22	56	-	-	-	-	-	
1993-94	Huntington	ECHL	66	8	11	19	115	-	-	-	-	-	
1994-95	Huntington	ECHL	64	9	36	45	211	2	0	2	2	4	
1995-96	Huntington	ECHL	25	4	10	14	90	-	-	-	-	-	
	South Carolina	ECHL	39	2	22	24	126	8	0	0	0	26	
1996-97	St. John's	AHL	55	1	2	3	151	-	-	-	-	-	
	South Carolina	ECHL	15	1	2	3	28	15	1	4	5	59	
1997-98	Rochester	AHL	19	0	2	2	49	-	-	-	-	-	
	South Carolina	ECHL	36	4	4	8	126	5	1	2	3	17	
1998-99	Grand Rapids	IHL	74	3	18	21	220	-	-	-	-	-	
1999-00	South Carolina	ECHL	61	4	13	17	214	10	0	2	2	25	
	Rochester	AHL	-	-	-	-	-	1	0	0	0	0	
2000-01	South Carolina	ECHL	57	6	9	15	155	15	0	5	5	24	
2001-02	South Carolina	ECHL	71	5	23	28	145	1	0	0	0	2	



RAY BENNETT

ASSISTANT COACH

Ray Bennett is in his fourth season with the Avalanche after being named an assistant coach on July 7, 2017.

The Avalanche has ranked in the top 10 in scoring in each of Bennett's first three campaigns, including a top-5 finish last season. Colorado averaged 3.37 goals-per-game in 2019-20, the highest scoring average by a Colorado team since 2005-06 (3.41).

Bennett, 58, came to the Avalanche after spending 10 seasons as an assistant coach with the St. Louis Blues from 2007-17. Prior to his time with the Blues, the Innisfail, Alberta, native spent seven seasons as an assistant coach with the Los Angeles Kings (1999-2006).

On the international stage, Bennett served as the manager of high performance/video for the Canadian Hockey Association for two years. He was an assistant coach in charge of video for Canada's silver medal-winning entry at the 1999 IIHF World Junior Championship, the gold medal-winning Canadian National Women's Team at the 1999 IIHF Women's World Championship, as well as Canada's Men's National Team at the 1999 IIHF World Championship. Bennett was also an assistant coach with Canada's silver medal-winning women's team at the 1998 Winter Olympics in Nagano, Japan.

Bennett has also been the head coach at Red Deer College and held positions with the Spokane Chiefs, the World Junior Hockey Championship Association, Hockey Canada, the Moose Jaw Warriors and the Alberta Amateur Hockey Association.

Ray and his wife, Karla, have three children: Kale (24), Kassie (22) and Max (18).



NOLAN PRATT

ASSISTANT COACH

Nolan Pratt is beginning his fifth season with the Avalanche after being named an assistant coach on July 15, 2016.

Pratt's duties with the team include overseeing the defense and penalty kill. From Feb. 1 through the end of the 2019-20 regular season, the Avs' penalty kill ranked fifth in the league (87.1%), including an 11-game stretch from Feb. 15 to March 6 in which it did not allow a power-play goal, equaling the longest such run in franchise history. Defensively, the 2019-20 Avs surrendered the sixth fewest goals-per-game in the NHL (2.71). It was the club's best ranking in that category since 2001-02 (2.06, 1st). During Pratt's second season in 2017-18, Colorado set an NHL record for the fewest power-play goals allowed on home ice (10).

The 2016-17 campaign was Pratt's first behind the bench in the NHL after spending five seasons as an assistant coach in the American Hockey League with the Lake Erie Monsters (2015-16) and the Springfield Falcons (2011-15). Pratt, 44, helped guide the Monsters to the 2016 Calder Cup as AHL champions and has coached alongside current Avalanche head coach Jared Bednar since the two served as assistant coaches for Springfield during the 2012-13 campaign.

A native of Fort McMurray, Alberta, Pratt spent 11 seasons in the NHL, playing 592 games with Hartford/Carolina, Colorado, Tampa Bay and Buffalo. He was a member of the Avalanche's 2001 Stanley Cup championship team, and also won a Cup as a member of the Lightning in 2003-04. Selected by the Whalers in the fifth round (115th overall) of the 1993 Entry Draft, Pratt finished with 65 points (nine goals, 56 assists) and 537 penalty minutes during his career, which included three points (one goal, two assists) in 46 games during his lone season with the Avs in 2000-01.

Nolan and his wife, Deborah, have two daughters, Ella (17) and Kira (11).



JUSSI PARKKILA

GOALTENDING COACH

Jussi Parkkila begins his fourth season as Colorado's goaltending coach after being named to his position on July 7, 2017.

After ranking 30th in team goals-against average prior to Parkkila's arrival, the Avs have improved from 16th to 15th to sixth, where they ranked in team goals-against average (2.69) to close out the 2019-20 campaign, finishing in the top 10 of the category for the first time since 2002-03. The Avs also ranked fourth in team save percentage (.913).

Prior to joining the Avs, Parkkila, 43, spent 12 seasons coaching goaltenders in Europe, which included a five-year stint in Russia's KHL and two seasons in Finland's top professional league (Liiga). He spent the 2016-17 campaign coaching goalies for the Grazz 99ers in Austria. Prior to that, Parkkila served as goaltending coach in the KHL with Avangard Omsk (2014-15), SKA St. Petersburg (2011-14) and Atlant Mytischi (2010-11).

After three years with the Ilves U-20 team in Finland, Parkkila began his pro coaching career with Yaroslavl Lokomotiv in 2007-08. The Tampere, Finland, native then moved on to coach with Tappara in Finland's top league for two seasons (2008-10).

Jussi resides in his native Finland during the offseason with his wife, Niina, and daughter, Julia.



BRETT HEIMLICH

VIDEO COACH

Brett Heimlich enters his sixth season with the Avalanche and fourth as Video Coach after spending the previous two years as a coordinator.

In his current role, Heimlich presents video breakdowns of game situations to coaches and players, formulates scouting reports on opposing clubs and creates highlight and specialty films for use by the coaches and players. In addition, he provides video reports for postgame individual-player performance reviews as well as statistical analysis for the coaching staff. He is also in charge of video replay.

Heimlich, 34, joined the Avalanche after nine years with the San Jose Sharks. He first joined the Sharks organization in 2004 in event services before working his way up to video assistant, where he directly assisted the coaching staff. He was later promoted to video coordinator, where he communicated on headset with the club's assistant coaches during games while controlling the team's video capture and editing system.

A native of San Jose, Brett resides in Lone Tree with his wife, Amanda, and son, Holden.



SHAWN ALLARD

SKILLS COACH

Shawn Allard begins his third season with the Avalanche organization and his first as Skills Coach after previously serving as an On-Ice Development Consultant the previous two campaigns.

In his role, Allard works with players on skating technique, on-ice individual skill development and game performance. Allard is a former European Elite League player, head coach and creator of the Perfect Skating Methodology. He previously consulted with 200+ NHL players and several NHL teams during his career prior to arriving in Colorado.

Allard resides in Ottawa in the offseason with his wife Andrea and sons Sutton, Tristan, and Owen and daughter Ashley.



41 PIERRE-EDOUARD BELLEMARE

CENTER HEIGHT: 6-0 WEIGHT: 198 LBS. SHOOTS: LEFT
BORN: MARCH 6, 1985 (LE BLANC-MESNIL, FRANCE)

TRANSACTIONS: Signed by Philadelphia as a free agent, June 11, 2014... Claimed by Vegas in the 2017 Expansion Draft, June 21, 2017... Signed by Colorado as a free agent, July 1, 2019.

CAREER HIGHS

Goals/Game: 2, Dec 23, 2019 at Vegas
Assists/Game: 2 (3x), last: Dec. 27, 2019 vs. Minnesota
Points/Game: 3, Oct. 25, 2019 at Vegas
Point Streak: 2 games (11x), last: March 9-11, 2020
Goal Streak: 2 games (4x), last: Oct. 5-10, 2019
Assist Streak: 2 games (4x), last: Jan. 16-18, 2020
Shots/Game: 6, March 24, 2016 at Colorado
Ice Time/Game: 21:17, Dec. 6, 2016 vs. Florida
Plus/Minus: +3, Oct. 25, 2019 at Vegas
Consec. GP: 186 games, Nov. 14, 2015–Jan. 2, 2018
Mult. Point Games: 7 total – 3 pts (1), 2 pts (6)
Career Shootouts: No attempts
Career Penalty Shots: No attempts

2019-20 SEASON

Set career highs in points (22), goals (9) and assists (13)...Led the Avalanche in takeaways (53)...Ranked second on the club in shorthanded goals (2-tied)... Won 53.0% of his faceoffs, second among Avalanche players who qualified...Had seven points (3g/4a) in October, a career high for a single month...Scored goals in back-to-back games, Oct. 5-10, matching his career-long goal streak...Recorded his first career three-point game (1g/2a) on Oct. 25 at Vegas...Appeared in his 400th NHL game on Nov. 5 at Dallas...Became the third French-born player in NHL history to reach 400 contests, joining Paul MacLean (719) and Antoine Roussel (478)...Left the Nov. 9 game vs. Columbus due to a head injury, forcing him to sit out on Nov. 12 at Winnipeg...Recorded his first career two-goal game on Dec. 23 at Vegas. **PLAYOFFS:** Scored his first career playoff goal in Game 3 of the second round at Dallas on Aug. 26...Ranked second among Colorado forwards in average shorthanded time on ice (2:15)...Recorded a postseason career-high six hits in Game 2 of Colorado's second-round series versus Dallas on Aug. 24.

CAREER

2018-19: Spent his second season with the Vegas Golden Knights, tallying 15 points (6g/9a) in 76 games while serving as an alternate captain...Led the Golden Knights in faceoff percentage at 54.7% (394-326)...Finished second on the club with two shorthanded goals...Ranked first among Vegas forwards and third

overall in the team in average shorthanded time-on-ice (1:57)...Registered his third career multi-point game on Nov. 8 at Ottawa (1g/1a). **PLAYOFFS:** Dressed in six playoff contests for the Knights (0g/0a)...Missed Game 7 of the first round series at San Jose due to injury...Led all Vegas forwards in average shorthanded ice time (2:52) during the postseason.

2017-18: Finished with 16 points (6g/10a) in 72 contests during Vegas' inaugural season...Led all Knights forwards with 63 blocked shots...Recorded an assist in a 5-2 win against Arizona during the first regular season game at T-Mobile Arena (Oct. 10)...Had a career-high two assists at Washington on Feb. 4...Returned to action on March 6 against Columbus after missing seven games due to injury. **PLAYOFFS:** Helped Vegas reach the Stanley Cup Final in its inaugural season... Appeared in all 20 postseason games and finished with three points (0g/3a)... Ranked first among Knights forwards in average shorthanded ice time (2:28).

2016-17: Appeared in all 82 games for the Philadelphia Flyers (4g/4a).

2015-16: Recorded a career-high seven goals and added seven assists for 14 points in 74 games for Philadelphia. **PLAYOFFS:** Appeared in five games during the postseason and recorded one assist...Made his Stanley Cup Playoff debut in Game 1 of the first round series at Washington on April 14...Notched his first playoff point with an assist in Game 5 at Washington on April 22.

2014-15: Appeared in 81-of-82 games during his first NHL season with the Flyers...Made his NHL debut on Oct. 8 at Boston...Scored his first NHL goal on Oct. 22 at Pittsburgh.

Other: Played five seasons with Skelleftea of the Swedish Hockey League from 2009-14, producing 125 points (64g/61a) in 238 career regular-season contests and 41 points (16g/25a) in 66 total postseason outings...Served as an alternate captain for three seasons from 2011-14 and helped Skelleftea earn back-to-back SHL championships in 2013 and 2014...Prior to Skelleftea, played in Sweden's Allsvenskan league for Leksands IF...Also played professionally in France before moving over to Sweden, posting 69 points (26g/43q) in 87 career games with Rouen.

INTERNATIONAL

Has competed internationally for France every year since 2001...He's registered 34 points (13g/21a) in 60 total IIHF World Championship games and was an alternate captain for his nation for five consecutive tournaments from 2012-16...In 2016, Bellemare suited up for Team Europe at the World Cup of Hockey, the only player to represent France at the tournament...He notched two points (1g/1a) in six games, helping Europe to a second-place finish...At the 2017 IIHF World Championship, hosted in part in his birthplace of Paris, he had two goals and two assists for France...Had a goal and an assist in France's 5-1 upset of Finland on home ice, the country's first-ever win over Finland in IIHF World Championship history...At the 2014 IIHF World Championship, he led France in assists (5) and finished third on the team in points (8)...Scored the shootout winner when France upset Canada in the preliminary round and helped lead France to the quarterfinals.

PERSONAL

Pierre-Edouard and his wife, Hannah, have a son, Leandre, and a daughter, Lilia Rose...His father was born overseas on the Caribbean island of Martinique...His sister, Rose-Ellandre, participated in the 2008 Summer Olympics in Beijing as an artistic gymnast...Became the ninth French-born player to appear in the NHL when he made his debut on Oct. 8, 2014.

STATISTICS

SEASON	TEAM	LEAGUE	REGULAR SEASON									PLAYOFFS					
			GP	G	A	PTS	PIM	+/-	PP	SH	GW	GP	G	A	PTS	PIM	
2003-04	Rouen U22	France U22	14	12	18	30	40	-	-	-	-	2	4	4	8	2	
	Rouen	France	22	10	10	20	16	-	-	-	-	4	1	1	2	4	
	France	WJC D1	5	0	0	0	6	-	-	-	-	-	-	-	-	-	
2004-05	Rouen U22	France U22	4	4	9	13	6	-	-	-	-	-	-	-	-	-	
	Rouen	France	28	4	15	19	20	-	-	-	-	12	7	5	12	6	
	France	WJC D1	5	5	1	6	18	-	-	-	-	-	-	-	-	-	
2005-06	Rouen U22	France U22	3	2	3	5	0	-	-	-	-	-	-	-	-	-	
	Rouen	France	26	12	17	29	24	-	-	-	-	9	2	7	9	6	
	France	WJC D1	5	1	0	1	0	-	-	-	-	-	-	-	-	-	
2006-07	Leksands	Allsvenskan	44	8	11	19	24	-	-	-	-	-	-	-	-	-	
	France	WC D1	5	2	3	5	2	-	-	-	-	-	-	-	-	-	
	2007-08	Leksands J20	SuperElit	2	1	0	1	4	-	-	-	-	-	-	-	-	
2008-09	Leksands	Allsvenskan	40	14	15	29	12	-	-	-	-	-	-	-	-	-	
	France	WC	5	0	0	0	18	-	-	-	-	-	-	-	-	-	
	2008-09	Leksands	Allsvenskan	41	31	18	49	113	-	-	-	-	-	-	-	-	
2009-10	France	WC	6	2	1	3	2	-	-	-	-	-	-	-	-	-	
	2009-10	Skellefteå	SHL	49	9	5	14	16	-	-	-	-	12	2	7	9	8
	France	WC	6	1	2	3	4	-	-	-	-	-	-	-	-	-	
2010-11	Skellefteå	SHL	53	10	8	18	20	-	-	-	-	16	1	4	5	0	
	France	WC	6	1	1	2	2	-	-	-	-	-	-	-	-	-	
	2011-12	Skellefteå	SHL	55	19	17	36	40	-	-	-	-	15	4	8	12	12
2012-13	France	WC	5	2	4	6	4	-	-	-	-	-	-	-	-	-	
	2012-13	Skellefteå AIK	SHL	29	6	16	22	47	-	-	-	-	9	0	1	1	2
	France	WC	7	1	3	4	0	-	-	-	-	-	-	-	-	-	
2013-14	Skellefteå	SHL	52	20	15	35	32	-	-	-	-	14	9	5	14	6	
	France	WC	8	3	5	8	6	-	-	-	-	-	-	-	-	-	
	2014-15	Philadelphia	NHL	81	6	6	12	18	-3	0	0	1	-	-	-	-	-
2015-16	Philadelphia	NHL	74	7	7	14	27	-8	0	1	1	5	0	1	1	15	
	France	WC	7	1	3	4	0	-	-	-	-	-	-	-	-	-	
	2016-17	Philadelphia	NHL	82	4	4	8	20	-1	0	0	0	-	-	-	-	-
2017-18	Team Europe	W-Cup	6	1	1	2	4	-	-	-	-	-	-	-	-	-	
	France	WC	7	2	2	4	4	-	-	-	-	-	-	-	-	-	
	2017-18	Vegas	NHL	72	6	10	16	14	+5	0	0	1	20	0	3	3	14
2018-19	Vegas	NHL	76	6	9	15	6	+2	0	2	0	6	0	0	0	2	
2019-20	Colorado	NHL	69	9	13	22	17	+2	0	2	0	15	2	1	3	6	
NHL TOTALS			454	38	49	87	102	-3	0	5	3	46	2	5	7	37	

VS. NHL

	GP	G	A	PTS	PIM		GP	G	A	PTS	PIM		GP	G	A	PTS	PIM
Anaheim	16	0	3	3	5	Edmonton	15	4	2	6	0	Pittsburgh	18	2	3	5	7
Arizona	17	1	2	3	6	Florida	15	1	3	4	4	San Jose	15	0	1	1	0
Boston	15	3	1	4	0	Los Angeles	16	1	0	1	2	St. Louis	14	1	4	5	2
Buffalo	14	0	0	0	9	Minnesota	15	3	5	8	4	Tampa Bay	15	1	1	2	2
Calgary	14	0	1	1	9	Montreal	14	1	0	1	2	Toronto	15	1	1	2	6
Carolina	20	1	1	2	9	Nashville	14	0	0	0	0	Vancouver	14	3	3	6	2
Chicago	15	1	1	2	11	New Jersey	17	2	2	4	10	Vegas	2	3	2	5	0
Colorado	10	1	1	2	4	NY Islanders	19	2	0	2	4	Washington	17	1	3	4	0
Columbus	19	1	1	2	2	NY Rangers	18	0	2	2	2	Winnipeg	11	1	0	1	0
Dallas	16	0	1	1	0	Ottawa	14	1	2	3	0						
Detroit	14	1	1	2	0	Philadelphia	6	1	2	3	0						



4 BOWEN BYRAM

DEFENSEMAN HEIGHT: 6-1 WEIGHT: 190 LBS. SHOOTS: LEFT
BORN: JUNE 13, 2001 (CRANBROOK, BRITISH COLUMBIA)

TRANSACTIONS: Colorado's first selection (first round, fourth overall) in the 2019 NHL Draft

CAREER HIGHS

- Goals/Game: ---
- Assists/Game: ---
- Points/Game: ---
- Point Streak: ---
- Goal Streak: ---
- Assist Streak: ---
- Shots/Game: ---
- Ice Time/Game: ---
- Plus/Minus: ---
- Consec. GP: ---
- Mult. Point Games: ---
- Career Shootouts: ---
- Career Penalty Shots: ---

STATISTICS

SEASON	TEAM	LEAGUE	REGULAR SEASON									PLAYOFFS					
			GP	G	A	PTS	PIM	+/-	PP	SH	GW	GP	G	A	PTS	PIM	
2016-17	Vancouver	WHL	11	0	0	0	8	-	-	-	-	-	-	-	-	-	-
	Lethbridge Midget AAA	AMHL	8	3	5	8	6	-	-	-	-	-	-	-	-	-	
	Yale Acad. Prep	CSSHL	20	5	24	29	32	-	-	-	-	3	1	3	4	2	
2017-18	Vancouver	WHL	60	6	21	27	52	-3	3	0	2	7	3	4	7	6	
2018-19	Vancouver	WHL	67	26	45	71	80	+33	7	1	9	22	8	18	26	18	
2019-20	Vancouver	WHL	50	14	38	52	76	+19	4	0	1	-	-	-	-	-	
	Canada	WJC	7	0	2	2	0	-	-	-	-	-	-	-	-	-	

VS. NHL

	GP	G	A	PTS	PIM		GP	G	A	PTS	PIM		GP	G	A	PTS	PIM
Anaheim	-	-	-	-	-	Edmonton	-	-	-	-	-	Pittsburgh	-	-	-	-	-
Arizona	-	-	-	-	-	Florida	-	-	-	-	-	San Jose	-	-	-	-	-
Boston	-	-	-	-	-	Los Angeles	-	-	-	-	-	St. Louis	-	-	-	-	-
Buffalo	-	-	-	-	-	Minnesota	-	-	-	-	-	Tampa Bay	-	-	-	-	-
Calgary	-	-	-	-	-	Montreal	-	-	-	-	-	Toronto	-	-	-	-	-
Carolina	-	-	-	-	-	Nashville	-	-	-	-	-	Vancouver	-	-	-	-	-
Chicago	-	-	-	-	-	New Jersey	-	-	-	-	-	Vegas	-	-	-	-	-
Colorado	-	-	-	-	-	NY Islanders	-	-	-	-	-	Washington	-	-	-	-	-
Columbus	-	-	-	-	-	NY Rangers	-	-	-	-	-	Winnipeg	-	-	-	-	-
Dallas	-	-	-	-	-	Ottawa	-	-	-	-	-						
Detroit	-	-	-	-	-	Philadelphia	-	-	-	-	-						

2019-20 SEASON

Was named to the WHL (West) Second All-Star Team, finishing the campaign with 52 points (14g/38a) in 50 games for the Vancouver Giants... Tied for fourth among WHL defensemen in points per game (1.04)... Tied for fifth among league blueliners in goals and ranked seventh in points... Was named the WHL Player of the Month for February after recording 24 points (7g/17a) and a plus-17 rating in 12 games as the Giants went 11-1-0-0 in the calendar month.

CAREER

2018-19: Was named to the WHL (West) First All-Star Team after recording 71 points (26g/45a) in 67 regular-season games for the Vancouver Giants... Led all WHL defensemen in goals and finished third in points... Added 26 points (8g/18a) in 22 playoff games, leading all skaters in assists and points to become the first defenseman to ever lead the WHL in postseason scoring.

INTERNATIONAL

Represented his country at the 2020 IIHF World Junior Championship, recording two points (0g/2a) in seven games to help Canada to a gold medal... Competed for Canada at the 2018 IIHF U18 World Championship in Russia, recording one point (0g/1a) in five contests... Tallied four points (1g/3a) in five games to help his nation capture the 2018 Hlinka Gretzky Cup... Also suited up for Team Canada Red at the 2017 World Under-17 Hockey Challenge, registering five points (1g/4a) in six outings.

OTHER

Signed a three-year entry-level contract with the Avalanche on July 19, 2019... Was rated as the second-best North American skater in NHL Central Scouting's final rankings for the 2019 draft, having moved up from the fourth spot in the mid-term rankings... Was the top-rated defenseman.



95 ANDRE BURAKOVSKY

LEFT WING HEIGHT: 6-3 WEIGHT: 201 LBS. SHOOTS: LEFT
BORN: FEBRUARY 9, 1995 (KLAGENFURT, AUSTRIA)

TRANSACTIONS: Washington's first selection (first round, 23rd overall) in the 2013 NHL Draft...Acquired by Colorado in exchange for Scott Kosmachuk, a second-round pick in the 2020 NHL Draft (Tristen Robins) and a third-round selection (previously acquired from Arizona - Jake Boltman) in the 2020 NHL Draft, June 28, 2019.

CAREER HIGHS

Goals/Game: 2 (8x), last: Jan. 18, 2020 vs. St. Louis
Assists/Game: 3 (2x), last: Feb. 4, 2020 at Buffalo
Points/Game: 4, Feb. 4, 2020 at Buffalo
Point Streak: 8 games, Jan. 17–Feb. 9, 2016
Goal Streak: 5 games, Jan. 19–Feb. 6, 2016
Assist Streak: 4 games, Jan. 20–Feb. 6, 2020
Shots/Game: 10, Feb. 2, 2016 vs. Florida
Ice Time/Game: 24:28, Feb. 17, 2020 vs. Tampa Bay
Plus/Minus: +3 (6x), last: Feb. 4, 2020 at Buffalo
Consec. GP: 70 games, Dec. 29, 2014–Nov. 27, 2015
Mult. Pt. Games: 42 total – 2 pts (37), 3 pts (4), 4 pts (1)
Career Shootouts: 0-1 (0.0%)
Career Penalty Shots: No attempts

2019-20 SEASON

Reached the 20-goal mark for the first time in his career and also set personal highs in points (45) and assists (25)...Finished third on the Avalanche in goals and points and was fourth in assists...Led the team with a career-high six game-winning goals, tied for 10th in the NHL...Led the club and ranked sixth in the NHL in shooting percentage (19.4%)...Shared the team lead in multi-goal games (4) and ranked second in multi-point efforts (13)...Missed nine of the final 10 games of the season due to injury...Scored his second career OT goal on Oct. 12 vs. Arizona...Missed three games due to an upper-body injury, Nov. 29–Dec. 4...Tallied his 100th career assist on Jan. 18 vs. St. Louis...Recorded a career-high four points (1g/3a) on Feb. 4 at Buffalo. **PLAYOFFS:** Set postseason career highs in points (17), goals (7) and assists (10)...Ranked fourth on the team in points and tied for third in goals...Recorded a single-game playoff career high with three points (2g/1a) in Game 5 vs. Dallas on Aug. 31...Scored the game-winning goal with 2:53 left in regulation in Colorado's 3-2 victory in Game 2 vs. Arizona (Aug. 14), his second career game-winning goal in the postseason and first since May 6, 2015 vs. NY Rangers...Finished with two points (1g/1a) in Game 7 of Colorado's second-round series versus Dallas and now has four goals and five points in six career Game 7 appearances.

CAREER

2018-19: Appeared in 76 games for the Capitals, tallying 25 points (12g/13a)... Played in his 300th career NHL game on Feb. 7 vs. Colorado. **PLAYOFFS:** Dressed in all seven games of Washington's first-round series loss to Carolina...Scored a goal in Game 7 against the Hurricanes at home on April 24.

2017-18: Ranked third on the Capitals with five game-winning goals...Recorded his 100th career point on Dec. 12 against Colorado...Missed 19 games due to injury (Oct. 26 to Dec. 6). **PLAYOFFS:** Helped Washington capture its first Stanley Cup championship, returning to the lineup after missing the first two rounds and recording six points (2g/4a) in 13 postseason games...Scored two goals in Game 7 of the Eastern Conference Final at Tampa Bay on May 23...Registered two assists in Game 2 of the Stanley Cup Final at Vegas on May 30, which included a helper on the game-winning goal.

2016-17: Recorded a career high in plus/minus (+13)...Missed 15 games due to injury from Feb. 11 to March 16. **PLAYOFFS:** Tallied six points (3g/3a) in 13 playoff contests for Washington...Scored two goals in Game 6 of the second-round series at Pittsburgh on May 8.

2015-16: Set career highs in games played (79) and then career-bests in goals (17) and points (38)...Had an eight-game point streak, Jan. 17 to Feb. 9, which included a five-game goal streak from Jan. 19 to Feb. 6...Burakovsky's eight-game point streak was the longest by a Caps player since Nicklas Backstrom recorded a nine-game scoring streak during the 2012-13 season...Played in his 100th NHL game and scored a goal at New Jersey on Feb. 6, extending his goal streak to five games...Became the eighth player in franchise history to reach 100 contests before his 21st birthday (Bob Carpenter, Scott Stevens, Kevin Hatcher, Gaetan Duchesne, Tom Wilson, Mike Marson, Nicklas Backstrom). **PLAYOFFS:** Recorded one goal (1g/0a) in 12 postseason contests.

2014-15: Spent most of his first professional season in North America with the Capitals but also saw action with the Hershey Bears (AHL)...Tallied 22 points (9g/13a) in 53 games for the Capitals...For Hershey, he notched seven points (3g/4a) in 13 regular-season outings and one goal in one playoff appearance... Scored 6:43 into the first period in his NHL debut on Oct. 9 vs. Montreal, marking the second-fastest first career goal in franchise history...Jim Hryciuk (5:06) scored the quickest on Oct. 9, 1974–Washington's first game in franchise history...Burakovsky became the 13th player in Capitals history to score his first goal in his first NHL game and just the fourth Capitals player in the past 32 years to do so, following Steve Poapst (April 10, 1996), Alex Ovechkin (Oct. 5, 2005) and Jakub Klepis (Nov. 4, 2005). **PLAYOFFS:** Recorded three points (2g/1a) in 11 postseason contests for Washington...Made his Stanley Cup Playoff debut in Game 4 of the first round series at the NY Islanders on April 21...Earned his first career playoff point with an assist in Game 3 of the second round series vs. NY Rangers on May 4...Scored two goals, including the game-winning tally, in Game 4 vs. NY Rangers on May 6...Became only the second rookie in the last 75 years to record a multi-goal playoff game while scoring every one of his team's goals, joining Gilbert Dionne, who scored each of Montreal's goals in the Canadiens' 2-0 victory against the Hartford Whalers on April 19, 1992...Burakovsky is the fourth rookie in Capitals playoff history to score his first two playoff goals in the same game and the second to do so that year, joining Evgeny Kuznetsov (April 23 vs. NY Islanders)...In addition, Burakovsky became the fifth rookie in franchise history to score two goals in a playoff game, joining Kuznetsov, Marcus Johansson (April 20, 2011 at NY Rangers), Richard Zednik (May 28, 1998 at Buffalo) and Sergei Gonchar (May 6, 1995 at Pittsburgh).

2013-14: Spent the 2013-14 season with the Ontario Hockey League's Erie Otters, finishing third on the team in goals (41) and assists (46) while ranking fourth in points (87)...Ranked ninth in the OHL in goals, sixth in power-play goals (15-tied), third in game-winning tallies (10) and eighth in plus/minus (+46-tied)... Paced the Otters with 10 goals during the playoffs and finished the 2014 post-season with 13 points (10g/3a) in 14 outings...Signed a three-year, entry-level contract with the Capitals prior to the season on Sept. 4, 2013.

Other: Spent three seasons with the Malmo Redhawks organization in Sweden from 2010-13, totaling 12 points (4g/8a) in 53 games in Allsvenskan, the second-highest professional league in the Swedish ice hockey system...He accumulated 49 points (20g/29a) in 55 contests in SuperElit, Sweden's top junior league.

INTERNATIONAL

Represented Sweden at the 2016 IIHF World Championship, notching one goal (1g/0a) in three contests...Helped his nation capture the silver medal at the 2014 IIHF World Junior Championship, tallying seven points (3g/4a) in seven games.

PERSONAL

Andre's father, Robert, was drafted by the New York Rangers (217th overall in 1985) and played nearly 20 seasons of professional hockey, including one year with the Ottawa Senators in 1993-94 (2g/3a in 23 games)...Andre is a Swedish citizen but was born in Austria while his father played for Klagenfurt AC...First player in franchise history to wear #95...Participated in the Future Goals program, a league-wide initiative that teaches kids key STEM (science, technology, engineering and math) concepts through the sport of hockey.

STATISTICS

SEASON	TEAM	LEAGUE	REGULAR SEASON								PLAYOFFS					
			GP	G	A	PTS	PIM	+/-	PP	SH	GW	GP	G	A	PTS	PIM
2011-12	Malmo J18	J18 Elit	9	6	8	14	14	-	-	-	-	4	2	4	6	0
	Malmo J20	SuperElit	42	17	25	42	43	-	-	-	-	5	1	4	5	2
	Malmo	Allsvenskan	10	0	1	1	0	-	-	-	-	3	0	0	0	0
2012-13	Malmo J18	J18 Elit	1	2	2	4	0	-	-	-	-	-	-	-	-	-
	Malmo J18	J18 Allsvenskan	2	4	2	6	2	-	-	-	-	4	3	3	6	0
	Malmo J20	SuperElit	13	3	4	7	8	-	-	-	-	3	1	2	3	8
	Malmo	Allsvenskan	43	4	7	11	8	-	-	-	-	-	-	-	-	-
2013-14	Erie	OHL	57	41	46	87	35	-	-	-	-	14	10	3	13	2
	Sweden	WJC	7	3	4	7	0	-	-	-	-	-	-	-	-	-
2014-15	Washington	NHL	53	9	13	22	10	+12	2	0	2	11	2	1	3	0
	Hershey	AHL	13	3	4	7	6	0	-	-	-	1	1	0	1	0
2015-16	Washington	NHL	79	17	21	38	12	+4	0	0	1	12	1	0	1	6
	Sweden	WC	3	1	0	1	12	0	-	-	-	-	-	-	-	-
2016-17	Washington	NHL	64	12	23	35	14	+13	2	0	1	13	3	3	6	2
2017-18	Washington	NHL	56	12	13	25	27	+3	2	0	5	13	2	4	6	4
2018-19	Washington	NHL	76	12	13	25	14	+2	1	0	4	7	1	1	2	0
2019-20	Colorado	NHL	58	20	25	45	22	+11	2	0	6	15	7	10	17	4
NHL TOTALS			386	82	108	190	99	+45	9	0	19	71	16	19	35	16

VS. NHL

	GP	G	A	PTS	PIM		GP	G	A	PTS	PIM		GP	G	A	PTS	PIM
Anaheim	9	3	1	4	8	Edmonton	8	4	5	9	0	Pittsburgh	20	5	6	11	0
Arizona	11	2	2	4	0	Florida	15	5	6	11	0	San Jose	9	1	3	4	0
Boston	14	3	3	6	2	Los Angeles	8	1	3	4	6	St. Louis	13	4	4	8	6
Buffalo	12	4	4	8	4	Minnesota	11	2	5	7	4	Tampa Bay	15	1	2	3	4
Calgary	11	3	4	7	4	Montreal	13	3	4	7	6	Toronto	15	1	1	2	6
Carolina	16	0	5	5	0	Nashville	7	2	3	5	0	Vancouver	10	1	6	7	4
Chicago	10	3	5	8	0	New Jersey	17	7	2	9	19	Vegas	6	0	1	1	0
Colorado	8	1	2	3	0	NY Islanders	20	5	1	6	6	Washington	2	1	2	3	2
Columbus	18	4	3	7	4	NY Rangers	18	2	5	7	0	Winnipeg	11	1	2	3	2
Dallas	13	5	4	9	2	Ottawa	14	0	5	5	0						
Detroit	14	1	6	7	2	Philadelphia	18	7	3	10	8						



11 MATT CALVERT

LEFT WING HEIGHT: 5-11 WEIGHT: 186 LBS. SHOOTS: LEFT
BORN: DECEMBER 24, 1989 (BRANDON, MANITOBA)

TRANSACTIONS: Columbus' fifth selection (fifth round, 127th overall) in the 2008 NHL Entry Draft...Signed by Colorado as a free agent, July 1, 2018.

CAREER HIGHS

Goals/Game: 3, Feb. 25, 2011 vs. Phoenix
Assists/Game: 3, Feb. 25, 2016 vs. New Jersey
Points/Game: 4, Feb. 25, 2011 vs. Phoenix
Point Streak: 4 games, Feb. 18-27, 2011
Goal Streak: 4 games, Feb. 18-27, 2011
Assist Streak: 3 games (2x), last: Oct. 3-10, 2019
Shots/Game: 7 (2x), last: Feb. 7, 2015 at Ottawa
Ice Time/Game: 21:33, Dec. 27, 2014 vs. Boston
Plus/Minus: +4 (2x), last: Nov. 4, 2016 vs. Montreal
Consec. Games: 114, March 15, 2018 - Nov. 16, 2019
Mult. Pt. Games: 26 total - 2 pts (23), 3 pts (2), 4 pts (1)
Career Shootouts: 1-10 (10%), 1 GDG
Career Penalty Shots: No attempts

2019-20 SEASON

Led the Avalanche with three shorthanded goals, tied for fifth in the NHL...Finished tied for fourth on the club in plus/minus rating (+13)...Ranked first on the squad in fighting majors (5)...Missed the final 13 games of the regular season due to a lower-body injury...Was placed on IR, Feb. 16 (retroactive to Feb. 15)...Opened the season by recording helpers in each of the first three games (Oct. 5-10), matching his career-long assist streak...Appeared in his 500th NHL game on Oct. 5 vs. Minnesota...Logged two fighting majors on Oct. 19 at Tampa Bay, the first Avs player to have two fights in the same game since Cody McLeod on Feb. 14, 2015 against Dallas...Did not dress on Dec. 7 at Boston (personal)...Picked up his 100th NHL assist on Nov. 12 at Winnipeg...Missed six games after leaving the Nov. 16th contest at Vancouver (head injury)...Placed on IR, Nov. 18 (retro to Nov. 16) and activated on Dec. 4...Finished third on the club with six goals in December, his second-most ever in one month (eight in February 2010)...Recorded his 200th NHL point on Feb. 9 at Minnesota. **PLAYOFFS:** Tied his career playoff high with two points (1g/1a) in Game 4 of Colorado's first-round series against Arizona (Aug. 17), his fourth career multi-point game in the postseason...Missed the Avs' second-round series against the Dallas Stars (unfit to play).

CAREER

2018-19: Appeared in all 82 games for the first time in his career and set a personal high with 26 points (11g/15a) during his first season with the Avalanche...His 15 assists tied a career best...Finished fifth on the team in hits (115)...Led the club and tied for the NHL lead in fighting majors (6). **PLAYOFFS:** Appeared in eight of Colorado's 12 postseason contests, missing four games of the second-round series against San Jose due to an upper-body injury...Set a playoff career high with two assists in Game 2 at San Jose on April 28.

2017-18: Registered 24 points (9g/15a) in 69 games for the Columbus Blue Jackets...Led the team with two short-handed goals...Missed 12 games due to an upper-body injury, Nov. 6 to Dec. 1...Was placed on Injured Reserve, Nov. 6, and activated on Dec. 2...Skated in his 400th career NHL game on March 2 at Anaheim. **PLAYOFFS:** Led the Blue Jackets with three goals (3g/1a) in six games during the 2018 postseason...Also ranked first on the club in plus/minus rating (+4) and his four points tied him for third on the squad...Scored the overtime winner in Game 2 of the first-round series at Washington on April 15...It was his second career OT goal in the Stanley Cup Playoffs (also April 19, 2014 at Pittsburgh)...Tied his career playoff high with two goals in Game 5 at Washington on April 21.

2016-17: Scored three short-handed goals, tied for first on the team and fifth in the NHL...Surpassed the 10+ goal mark for the third straight year...Appeared in his 300th career NHL game on Dec. 3 at Arizona...Missed nine games with an oblique strain from Feb. 25-March 11 and five games with an upper-body injury from Nov. 23-Dec. 1...Notched the short-handed game-winner on Nov. 18 vs. NY Rangers after receiving 30+ stitches when he was struck in the face by the puck earlier in the game. **PLAYOFFS:** Skated in four of Columbus' five postseason contests, tallying a goal and one assist...Was suspended for Game 3 of the first-round series against Pittsburgh for cross-checking during Game 2 on April 14.

2015-16: Played in a career-high 73 games and tied his career best in points (24)...Had a personal-high three assists on Feb. 25 vs. New Jersey...Tallied his 100th career NHL point with an assist on March 4 vs. Edmonton.

2014-15: Set a career high with 13 goals, tied for fifth on the Blue Jackets...Also established a personal best with three game-winning tallies, which tied for third on the club...Skated in his 200th NHL game on Feb. 22 at NY Rangers.

2013-14: Established career highs in points (24), assists (15), penalty minutes (53) and average time-on-ice (16:06)...Skated in his 100th NHL game on Oct. 10 at Buffalo. **PLAYOFFS:** Recorded four points (2g/2a) while appearing in all six postseason contests for the Blue Jackets...Shared the team lead in plus/minus rating (+2) and finished tied for third in goals...Made his Stanley Cup Playoff debut in Game 1 of the first-round series at Pittsburgh on April 16...Scored his first two career playoff goals, including the OT game winner, in Game 2 at Pittsburgh on April 19.

2012-13: Finished tied for fifth on the Blue Jackets with nine goals (9g/7a) in 42 games during the shortened NHL season...Scored his first career overtime goal on March 7 vs. Vancouver...Tallied his first career shootout marker (also the game-deciding goal) on March 10 at Detroit...Prior to the start of the NHL season, Calvert recorded 21 points (10g/11a) in 34 games for Springfield (AHL).

2011-12: Began his second professional season with Columbus before playing the last 56 games with Springfield (AHL).

2010-11: Split his first professional campaign between the Blue Jackets and Springfield (AHL)...Recorded 11 goals and 20 points (11g/9a) in just 42 games for the Blue Jackets, finishing tied for third on the club in plus/minus (+3) and tied for fifth in power-play tallies (3)...Was first recalled by Columbus on Jan. 6 and made his NHL debut on Jan. 7 at Anaheim...Scored his first NHL goal the next night on Jan. 8 at Los Angeles...Was recalled for the third and final time on Jan. 30 and spent the rest of the season with the Blue Jackets...Became the first NHL player to score at least 11 goals in his first 25 career games since Pittsburgh's Evgeni Malkin scored 15 goals in his first 25 in the fall of 2006...Became just the second rookie in Blue Jackets history to register a hat trick when he had three goals and one assist, including the first game-winning tally of his NHL career, on Feb. 25 vs. Phoenix...Scored a goal in four straight games, Feb. 18-27.

MATT CALVERT

2009-10: Was named to the WHL (East) Second All-Star Team while serving as team captain for the Brandon Wheat Kings...Finished tied for fourth in the WHL in points (99), tied for third in goals (47), tied for second in game-winning goals (10) and led the league in short-handed tallies (9)...Ranked first on the Wheat Kings in goals and shared the team scoring lead along with Brayden Schenn...Went on to lead Brandon in playoff goals (9) and ranked second in points (16) in 15 postseason contests...Was named to the Memorial Cup All-Star Team after helping the host Wheat Kings reach the final against the eventual-champion Windsor Spitfires... Tied for the team lead with three goals (3g/1a) in five games during the Memorial Cup tournament.

2008-09: Led Brandon in power play goals (12) and was second in plus/minus rating (+10) while recording 67 points (28g/39a) in 58 games...Served as an alternate captain...Ranked first on the team in playoff goals (9), while finishing third in points (17) in 12 postseason contests.

2007-08: Led the Wheat Kings in plus/minus rating (+26), finished second in both points (64) and assists (40), and ranked fourth in goals (24-tied) during his first season with Brandon...Finished fourth among WHL rookies in points and goals (tied), while ranking third in assists...Tied for first among league rookies with three short-handed goals...Added three points (1g/2a) in six playoff contests.

Other: Prior to joining the WHL Wheat Kings, Calvert played for the Brandon Wheat Kings Midget AAA team (MMHL).

PERSONAL


Matt and his wife, Courtney, have two children, Kasey and Beau...Hosts the Matt Calvert Charity Shootout in Manitoba each summer to benefit KidSport, which provides support to children in order to remove financial barriers that prevent them from playing organized sport.

STATISTICS

SEASON	TEAM	LEAGUE	REGULAR SEASON								PLAYOFFS					
			GP	G	A	PTS	PIM	+/-	PP	SH	GW	GP	G	A	PTS	PIM
2007-08	Brandon	WHL	72	24	40	64	53	-	-	-	-	6	1	2	3	2
2008-09	Brandon	WHL	58	28	39	67	58	-	-	-	-	12	9	8	17	22
2009-10	Brandon	WHL	68	47	52	99	70	-	-	-	-	15	9	7	16	15
2010-11	Springfield	AHL	38	13	12	25	12	-	-	-	-	-	-	-	-	-
2011-12	Columbus	NHL	42	11	9	20	12	3	3	0	1	-	-	-	-	-
	Columbus	NHL	13	0	3	3	16	-5	0	0	0	-	-	-	-	-
2012-13	Springfield	AHL	56	17	19	36	52	-	-	-	-	-	-	-	-	-
	Springfield	AHL	34	10	11	21	39	-	-	-	-	-	-	-	-	-
2013-14	Columbus	NHL	42	9	7	16	32	-9	0	1	2	-	-	-	-	-
	Columbus	NHL	56	9	15	24	53	-1	2	0	1	6	2	2	4	4
2014-15	Columbus	NHL	56	13	10	23	28	1	0	0	3	-	-	-	-	-
2015-16	Columbus	NHL	73	11	13	24	51	1	1	0	1	-	-	-	-	-
2016-17	Columbus	NHL	65	10	5	15	48	-4	0	3	1	4	1	1	2	4
2017-18	Columbus	NHL	69	9	15	24	33	-10	1	2	0	6	3	1	4	4
2018-19	Colorado	NHL	82	11	15	26	58	-10	1	0	0	8	0	4	4	18
2019-20	Colorado	NHL	50	12	13	25	39	+13	0	3	1	8	1	2	3	4
NHL TOTALS			548	95	105	200	370	-21	8	9	10	32	7	10	17	34

VS. NHL

	GP	G	A	PTS	PIM		GP	G	A	PTS	PIM		GP	G	A	PTS	PIM
Anaheim	17	1	1	2	14	Edmonton	16	3	7	10	29	Pittsburgh	21	6	4	10	6
Arizona	19	5	1	6	8	Florida	20	2	8	10	8	San Jose	16	4	4	8	10
Boston	17	5	3	8	13	Los Angeles	19	4	3	7	13	St. Louis	23	5	3	8	18
Buffalo	16	5	2	7	4	Minnesota	20	2	6	8	39	Tampa Bay	15	0	2	2	14
Calgary	14	4	7	11	10	Montreal	12	1	2	3	11	Toronto	16	4	8	12	7
Carolina	16	2	2	4	0	Nashville	23	5	3	8	13	Vancouver	18	4	0	4	4
Chicago	25	5	3	8	17	New Jersey	19	4	5	9	8	Vegas	7	5	0	5	2
Colorado	12	0	1	1	2	NY Islanders	21	0	2	2	9	Washington	21	2	9	11	27
Columbus	4	0	0	0	2	NY Rangers	19	4	0	4	14	Winnipeg	18	1	6	7	18
Dallas	23	4	2	6	9	Ottawa	14	1	3	4	11						
Detroit	22	2	5	7	15	Philadelphia	25	5	3	8	15						



28 IAN COLE

DEFENSEMAN HEIGHT: 6-1 WEIGHT: 225 LBS. SHOOTS: LEFT
BORN: FEBRUARY 21, 1989 (ANN ARBOR, MICHIGAN)

TRANSACTIONS: St. Louis' second pick (first round, 18th overall) in the 2007 NHL Entry Draft...Acquired by Pittsburgh in exchange for Robert Bortuzzo and Pittsburgh's seventh-round pick (Filip Helt) in the 2016 NHL Draft, March 2, 2015...Acquired by Ottawa, along with Filip Gustavsson and Pittsburgh's first-round pick (later traded to NY Rangers – Rangers selected K'Andre Miller) in the 2018 NHL Draft, in exchange for Vincent Dunn and Ottawa's third-round choice (later traded to Colorado – Avalanche selected Justus Annunen) in the 2018 NHL Draft, Feb. 23, 2018...Acquired by Columbus in exchange for Nick Moutrey and Columbus' third-round pick in the 2020 NHL Draft (Alex Laferriere), Feb. 26, 2018...Signed by Colorado as a free agent, July 1, 2018.

CAREER HIGHS

Goals/Game: 1 (26x), last: Jan. 4, 2020 at New Jersey
Assists/Game: 2 (12x), last: Jan. 18, 2020 vs. St. Louis
Points/Game: 2 (20x), last: Jan. 18, 2020 vs. St. Louis
Point Streak: 5 games, March 29–April 7, 2015
Goal Streak: None
Assist Streak: 5 games, March 29–April 7, 2015
Shots/Game: 5 (3x), last: Feb. 13, 2020 vs. Washington
Ice Time/Game: 27:20, April 11, 2015 at Buffalo
Plus/Minus: +4, Oct. 18, 2019 at Florida
Consec. Games: 106, Feb. 21, 2016 - April 8, 2017
Mult. Point Games: 20 total – 2 pts (20)
Career Shootouts: No attempts
Career Penalty Shots: No attempts

2019-20 SEASON

Set a new career high in assists (22) and tied his personal best in points (26)... Finished second on the team in blocked shots (122) and third in plus/minus rating (+21)... Cole's +21 rating was the second-highest mark of his career... Finished third among Avalanche defensemen in goals (4-tied), assists (22) and points (26-tied)... Began the season as Injured Non-Roster (hip), forcing him to miss the first four games... Was a career-best +4 on Oct. 18 at Florida... Tallied his 100th career assist on Nov. 30 vs. Chicago... Scored the game-winning goal in his 500th NHL contest on Dec. 7 at Boston. **PLAYOFFS:** Ranked second on the club in blocked shots (29)... Tallied two points (0g/2a) in 15 postseason contests.

CAREER

2018-19: Led the Avalanche and ranked fifth in the league in blocked shots

(178)... Finished third in the NHL in average shorthanded time-on-ice (3:17)... Ranked first on the club in penalty minutes (115) and second in fighting majors (4)... Set an Avalanche record for blocked shots in the month of October with 39... Recorded his 100th NHL point on Oct. 18 at New Jersey... Missed 11 games due to a facial injury, Feb. 9-27... Was placed on Injured Reserve, Feb. 8 (retro to Feb. 7) and activated on March 1. **PLAYOFFS:** Shared the team lead in plus/minus rating (+6) and ranked first on the club in blocked shots (35)... Finished third among Colorado defensemen in scoring with five points (0g/5a)... Tied his playoff career high with two assists in Game 3 of the first round vs. Calgary on April 15, his second career multi-point outing in the postseason.

2017-18: Recorded 13 points (3g/10a) in 47 games with Pittsburgh before being traded to Ottawa on Feb. 23 and then to Columbus three days later on Feb. 26... Notched seven points (2g/5a) in 20 games for the Blue Jackets... His five combined goals between the two teams equaled a career high, while his 20 combined points were the second most of his career... Skated in his 400th NHL game on March 27 at Edmonton. **PLAYOFFS:** Recorded three assists (0g/3a) in six playoff contests for Columbus.

2016-17: Set career highs in points (26), plus/minus (+26), shots (89), average ice time (19:49) and games played (81), while matching a career high in goals (5)... Set a Penguins record with 194 blocked shots, third most in the league. **PLAYOFFS:** Helped the Penguins capture their second-straight Stanley Cup, the first franchise to win back-to-back championships since the Detroit Red Wings in 1997 and 1998... Appeared in all 25 postseason contests and tallied nine points (0g/9a), second among Pittsburgh defensemen... His nine assists tied for first among Pens rearguards and he led the NHL with 62 blocked shots... Finished second on the club in short-handed time-on-ice (2:31)... Recorded his first career playoff multi-point game with a pair of assists in Game 2 of the first-round series against Columbus (April 14 in Pittsburgh)... Posted a "plus" rating in six consecutive playoff contests from May 19-31.

2015-16: Tied for the team lead with 122 blocked shots in 70 contests. **PLAYOFFS:** Skated in all 24 playoff games in helping the Penguins win the 2016 Stanley Cup... Led the Pens in blocked shots (52) and short-handed time-on-ice (2:46)... Scored his first career playoff goal in Game 4 of the Stanley Cup Final at San Jose (June 6), giving the Penguins a 1-0 lead en route to a 3-1 victory and 3-1 series lead... It was his only goal of the 2015-16 campaign, including the regular season.

2014-15: Was acquired by Pittsburgh at the trade deadline on March 2 and recorded eight points (1g/7a) in 20 contests with the Penguins... Skated in 54 games with the Blues prior to the trade, tallying nine points (4g/5a). **PLAYOFFS:** Appeared in all five postseason contests with the Penguins (0g/2a)... Recorded his first career playoff point with an assist in Game 2 of the first-round series at Madison Square Garden.

2013-14: Tallied 11 points (3g/8a) with a +15 rating in 56 games for the Blues. **PLAYOFFS:** Did not dress during the postseason.

2012-13: Appeared in 15 games (0g/1a) for the Blues during the shortened campaign... Prior to the start of the NHL season, had 14 points (3g/11a) in 34 contests with Peoria (AHL).

2011-12: Split the year between St. Louis and Peoria. **PLAYOFFS:** Saw his first action in the postseason, dressing in two games for the Blues... Made his Stanley Cup Playoff debut in Game 2 of the Western Conference Semifinal against Los Angeles on April 20.

2010-11: Split time between Peoria (AHL) and the Blues in his first professional campaign... Made his NHL debut on Nov. 6 at Boston... Recorded his first NHL goal and assist on March 9 at Columbus.

2009-10: Had 19 points (3g/16a) in 30 games as a junior at Notre Dame... Joined Peoria (AHL) at the completion of his NCAA season.

2008-09: Named to the CCHA First All-Star Team and the NCAA (West) First All-American Team as a sophomore... Was the first Notre Dame defenseman to be named an all-american since 1999 (Benoit Cotnoir)... Led all Irish blueliners with 26 points (6g/20a)... Was named to the CCHA All-Tournament Team after helping the Irish win the conference championship.

2007-08: Helped Notre Dame to its first-ever Frozen Four and first national title game as a freshman.

Other: Spent two seasons with the U.S. NTDP.

INTERNATIONAL

Represented the United States at the 2008 and 2009 IIHF World Junior Championship... Finished tied for second among USA defensemen with four points

(2g/2a) in six games at the 2009 event... Won a silver medal at the 2007 U18 World Championship in Finland, leading all tournament defensemen with four goals and finishing tied for second among rearguards with five points (4g/1a) in seven games... Won silver at the 2006 World U-17 Hockey Challenge.

PERSONAL


Ian and his wife, Jordan, welcomed their first child, Ian Jr., in 2020... Participates in the Avalanche's Team Fit program which teaches children the value of exercise and nutrition... On Oct. 31, 2019, dressed up with teammate Mark Barberio as Mario and Luigi from the Nintendo video games and delivered toys and Halloween treats to kids at Rocky Mountain Hospital for Children... Played in the Chicago Charity Hockey Classic to benefit Special Olympics Chicago in August 2018.

STATISTICS

SEASON	TEAM	LEAGUE	REGULAR SEASON								PLAYOFFS					
			GP	G	A	PTS	PIM	+/-	PP	SH	GW	GP	G	A	PTS	PIM
2005-06	U.S. Nat'l U-17	USA	18	2	1	3	14	-	-	-	-	-	-	-	-	-
	U.S. Nat'l U-17	NAHL	40	2	8	10	75	-	-	-	-	-	-	-	-	
2006-07	U.S. Nat'l U-18	USA	42	6	11	17	36	-	-	-	-	-	-	-	-	
	U.S. Nat'l U-18	NAHL	16	2	7	9	28	-	-	-	-	-	-	-	-	
2007-08	Notre Dame	CCHA	43	8	12	20	40	-	-	-	-	-	-	-	-	
	United States	WJC	6	0	0	0	6	-	-	-	-	-	-	-	-	
2008-09	Notre Dame	CCHA	38	6	20	26	58	-	-	-	-	-	-	-	-	
	United States	WJC	6	2	2	4	4	-	-	-	-	-	-	-	-	
2009-10	Notre Dame	CCHA	30	3	16	19	55	-	-	-	-	-	-	-	-	
	Peoria	AHL	9	1	4	5	4	-	-	-	-	-	-	-	-	
2010-11	Peoria	AHL	44	5	10	15	63	-	-	-	-	-	-	-	-	
	St. Louis	NHL	26	1	3	4	35	+6	0	0	0	-	-	-	-	
2011-12	Peoria	AHL	22	1	3	4	26	-	-	-	-	-	-	-	-	
	St. Louis	NHL	26	1	5	6	22	+7	0	0	0	2	0	0	0	
2012-13	Peoria	AHL	34	3	11	14	43	-	-	-	-	-	-	-	-	
	St. Louis	NHL	15	0	1	1	10	-4	0	0	0	-	-	-	-	
2013-14	St. Louis	NHL	46	3	8	11	31	+15	0	0	0	-	-	-	-	
2014-15	St. Louis	NHL	54	4	5	9	44	+16	0	0	0	-	-	-	-	
	Pittsburgh	NHL	20	1	7	8	7	-2	0	0	0	5	0	2	2	
2015-16	Pittsburgh	NHL	70	0	12	12	59	-3	0	0	0	24	1	2	3	
2016-17	Pittsburgh	NHL	81	5	21	26	72	+26	0	0	1	25	0	9	9	
2017-18	Pittsburgh	NHL	47	3	10	13	52	+3	0	0	0	-	-	-	-	
	Columbus	NHL	20	2	5	7	24	+11	0	0	0	6	0	3	3	
2018-19	Colorado	NHL	71	2	13	15	115	-1	0	0	0	12	0	5	5	
2019-20	Colorado	NHL	65	4	22	26	36	+21	0	0	1	15	0	2	2	
NHL TOTALS			541	26	112	138	507	+95	0	0	2	89	1	23	24	

VS. NHL

	GP	G	A	PTS	PIM		GP	G	A	PTS	PIM		GP	G	A	PTS	PIM
Anaheim	23	2	4	6	25	Edmonton	21	1	5	6	17	Pittsburgh	8	1	3	4	8
Arizona	17	0	3	3	10	Florida	12	1	3	4	10	San Jose	21	1	9	10	40
Boston	14	1	2	3	10	Los Angeles	21	0	2	2	24	St. Louis	15	0	2	2	11
Buffalo	17	0	2	2	13	Minnesota	20	1	4	5	12	Tampa Bay	12	0	3	3	7
Calgary	16	1	5	6	30	Montreal	15	2	1	3	8	Toronto	14	0	4	4	10
Carolina	18	1	3	4	12	Nashville	21	1	3	4	17	Vancouver	16	2	1	3	16
Chicago	25	2	6	8	20	New Jersey	17	1	4	5	17	Vegas	7	3	2	5	6
Colorado	19	0	4	4	16	NY Islanders	17	0	2	2	21	Washington	20	0	2	2	44
Columbus	28	2	5	7	31	NY Rangers	18	0	8	8	14	Winnipeg	15	0	4	4	4
Dallas	21	2	3	5	6	Ottawa	15	1	4	5	13						
Detroit	22	0	5	5	19	Philadelphia	16	0	4	4	16						



37 J.T. COMPHER

CENTER HEIGHT: 6-0 WEIGHT: 190 LBS. SHOOTS: RIGHT
BORN: APRIL 8, 1995 (NORTHBROOK, ILLINOIS)

TRANSACTIONS: Buffalo's third choice (second round, 35th overall) in the 2013 NHL Draft...Acquired by Colorado, along with Mikhail Grigorenko, Nikita Zadorov and a second-round pick (later traded to San Jose – San Jose selected Jeremy Roy) in the 2015 NHL Draft, in exchange for Jamie McGinn and Ryan O'Reilly, June 26, 2015.

CAREER HIGHS

Goals/Game: 2 (4x), last: Jan. 7, 2020 at NY Rangers
Assists/Game: 2 (7x), last: March 8, 2020 at San Jose
Points/Game: 3 (2x), last: Nov. 29, 2019 at Chicago
Point Streak: 3 games (3x), last: Dec. 21-27, 2018
Goal Streak: 2 games (3x), last: Nov. 23-24, 2018
Assist Streak: 2 games (7x), last: Dec. 9-11, 2019
Shots/Game: 5 (5x), last: Nov. 27, 2019 vs. Edmonton
Ice Time/Game: 25:38, March 11, 2020 vs. NY Rangers
Plus/Minus: +3 (2x), last: Feb. 6, 2018 vs. San Jose
Consec. Games: 65 games, Oct. 16, 2019 - present
Mult. Pt. Games: 14 total – 2 pts (12), 3 pts (2)
Career Shootouts: 0-1 (0.0%)
Career Penalty Shots: No attempts

2019-20 SEASON

Set a career high with 20 assists and his 31 points fell one shy of his career-best total set in 2018-19...Tied for the league lead with three shorthanded assists, the most by an Avalanche player since 2009-10 (T.J. Galiardi, three)...Recorded a personal-high +9 plus/minus rating...Missed three games, Oct. 10-14, due to a lower-body injury...Placed on IR (retroactive to Oct. 5) on Oct. 14 and activated on Oct. 16...Tied his career high with three points (1g/2a) on Nov. 29 at Chicago, his second three-point game (his first was also in Chicago in 2018-19)...Matched his career best with two goals on Jan. 7 at NY Rangers (fourth multi-goal effort)...Dressed in his 200th NHL game on Jan. 16 vs. San Jose...Scored his third career overtime goal on March 11 vs. NY Rangers. **PLAYOFFS:** Finished with eight points (3g/5a) in 15 games...Scored the tying goal with 1:02 left in regulation on Aug. 8 vs. Vegas...Finished first among Avalanche forwards in average shorthanded time on ice (2:20).

CAREER

2018-19: Finished fifth on the Avalanche with 16 goals and tied for the club lead with three shorthanded tallies...His 16 goals, 16 assists and 32 points all surpassed his rookie season totals from 2017-18...Was one of eight NHL players

with at least three shorthanded, power-play and game-winning goals (Sebastian Aho, Cam Atkinson, Patrice Bergeron, Blake Coleman, Leon Draisaitl, Brad Marchand, Brandon Saad)...Was the first Avalanche player with at least three SHG, PPG and GWG in a season since Joe Sakic in 2000-01...Missed 16 games due to a head injury, Oct. 16–Nov. 21...Placed on IR, Oct. 17 (retro to Oct. 13) and activated on Nov. 23...Scored two shorthanded goals on the same penalty kill on Nov. 23 at Arizona, tying the franchise record for shorthanded goals in a game (fourth time) and a period (second time)...He set a new franchise record for the fastest two shorthanded goals (1:25) and also became the first player in franchise history to score two SHG on the same opponent power-play chance...Skated in his 100th NHL game on Nov. 30 vs. St. Louis...Recorded a "Gordie Howe hat trick" on Dec. 14 at St. Louis, the first by an Avalanche player since Steve Downie on Oct. 2, 2013 vs. Anaheim...Recorded his first career three-point game (2g/1a) on Feb. 22 at Chicago. **PLAYOFFS:** Finished tied for third on the Avalanche with four goals and added two assists in 12 contests...Scored the equalizer with 2:39 left in regulation for his first career playoff goal in Colorado's 3-2 overtime victory at Calgary in Game 2 of the first round series (April 13)...Finished with three points (2g/1a) in five games during the first round, with both goals coming in the third period of overtime victories (Games 2 and 4)...Set a playoff career high with two goals and three points in Game 6 of the second-round series against San Jose, becoming the first Avalanche player to record three or more points in an elimination game since Alex Tanguay in Game 7 of the 2001 Stanley Cup Final.

2017-18: Totaled 23 points (13g/10a) in 69 games during his first full NHL season...Was the first rookie in Avalanche/Nordiques franchise history to score two overtime goals in a season...Was one of four NHL rookies with two or more OT winners in 2017-18, joining Kyle Connor (3), Christian Fischer (2) and Clayton Keller (2)...Tied for second among NHL rookies with two short-handed goals, the first Avalanche rookie with two SHG in a season since Ryan O'Reilly in 2009-10...Finished tied for second on the team with three game-winning goals...Was the first rookie in Avalanche history (since 1995-96) to score two or more PPG, SHG and GWG in the same season...Suffered a hand injury on Oct. 19 vs. St. Louis, forcing him to miss six games...Was placed on IR, Oct. 22 (retroactive to Oct. 19) and activated on Nov. 10...Scored his first career OT goal on Dec. 29 vs. Toronto and notched his second on Feb. 1 at Edmonton...Missed six games due to an upper-body injury, Dec. 31–Jan. 15...Was placed on IR, Jan. 1 (retroactive to Dec. 29) and activated on Jan. 18...Did not dress on Jan. 25 at St. Louis (illness). **PLAYOFFS:** Recorded three assists (0g/3a) in six postseason games...His three helpers tied for third on the squad...Made his Stanley Cup Playoff debut in Game 1 of the first-round series at Nashville on April 12...Recorded his first career playoff point with an assist in Game 2 at Nashville on April 14...Assisted on the game-winning goal with 1:28 left in regulation in Game 5 at Nashville on April 20.

2016-17: Split his first professional season between San Antonio (AHL) and the Avalanche...Was recalled by the Avs on March 1 and appeared in each of Colorado's final 21 games to end the year (3g/2a)...Made his NHL debut on March 2 at Ottawa...Scored his first NHL goal, the game winner, on March 15 vs. Detroit...Picked up his first assist on April 2 at Minnesota.

2015-16: Named one of 10 finalists for the Hobey Baker Award after tallying 63 points (16g/47a) in 38 games while captaining the University of Michigan as a junior...Named a Second-Team (West) All-American and earned All-Big Ten First Team honors...Led the nation in assists and finished second in points behind teammate Kyle Connor (71)...His 47 assists were the most by a Michigan player since Brendan Morrison had 57 in 1996-97...Finished second in the country in points-per-game (1.66)...Led the conference in plus/minus rating (+35)...Played most of the season on a line with Connor and Tyler Motte ("CCM Line")...Joined the 100-point club on Feb. 19 vs. Ferris State, the first UM junior to reach 100 points since Carl Hagelin in 2010...Named to the NCAA Midwest Regional All-Tournament Team after scoring two goals in the Regional Final against North Dakota on March 26...Ended his college career with 118 points (39g/79a) in 107 games...Signed a three-year, entry-level contract with Colorado after the season on April 25.

2014-15: Had 24 points (12g/12a) as a sophomore at Michigan.

2013-14: Named the Big Ten Rookie of the Year...Earned spots on the Big Ten Second All-Star Team and All-Rookie Team...Led the Wolverines in points (31), assists (20), plus/minus rating (+13) and short-handed goals (3)...Recipient of the Hal Downes Award as Team MVP.

Other: Prior to enrolling at Michigan, played for the U.S. NTDP.

INTERNATIONAL

Represented Team USA at the 2016 and 2017 IIHF World Championship and the 2015 IIHF World Junior Championship...Captained Team USA to a silver medal at the 2013 IIHF U18 World Championship, recording seven points (3g/4a) in seven games...Won a gold medal with the United States at the 2012 IIHF U18

World Championship...Played in the 2013 Five Nations Tournament...Won a silver medal with Team USA at the 2011-12 World Under-17 Hockey Challenge.

PERSONAL

Full name is Joseph Taylor Compher...Hosted a 3-on-3 hockey tournament near his hometown in August 2017 to raise money for the Northbrooke Bluehawks Scholarship fund...Helped raise money for prostate cancer research in 2011 when the U.S. Under-17 team played the Chicago Steel (USHL) after his father Bob's successful recovery from treatment...On Nov. 30, 2017, participated in a floor hockey clinic with 200 elementary school children from Playworks Colorado as part of the Avalanche Street/Floor Hockey program and NHL's Hockey is for Everyone initiative.

STATISTICS

SEASON	TEAM	LEAGUE	REGULAR SEASON								PLAYOFFS					
			GP	G	A	PTS	PIM	+/-	PP	SH	GW	GP	G	A	PTS	PIM
2011-12	U.S. Nat'l U-17	NTDP	17	8	15	23	18	-	-	-	-	-	-	-	-	-
	U.S. Nat'l U-17	USHL	32	13	14	27	37	-	-	-	-	-	-	-	-	
	U.S. Nat'l U-18	NTDP	9	4	3	7	4	-	-	-	-	-	-	-	-	
2012-13	U.S. Nat'l U-18	NTDP	31	11	15	26	18	-	-	-	-	-	-	-	-	
	U.S. Nat'l U-18	USHL	21	7	17	24	23	-	-	-	-	-	-	-	-	
2013-14	Univ. of Michigan	Big Ten	35	11	20	31	22	-	-	-	-	-	-	-	-	
2014-15	Univ. of Michigan	Big Ten	34	12	12	24	40	-	-	-	-	-	-	-	-	
	United States	WJC	5	0	0	0	0	-	-	-	-	-	-	-	-	
2015-16	Univ. of Michigan	Big Ten	38	16	47	63	28	-	-	-	-	-	-	-	-	
	United States	WC	10	1	2	3	2	-	-	-	-	-	-	-	-	
2016-17	San Antonio	AHL	41	13	17	30	22	-	-	-	-	-	-	-	-	
	Colorado	NHL	21	3	2	5	4	0	1	0	1	-	-	-	-	
	United States	WC	8	2	0	2	0	-	-	-	-	-	-	-	-	
2017-18	Colorado	NHL	69	13	10	23	20	-29	4	2	3	6	0	3	3	2
2018-19	Colorado	NHL	66	16	16	32	31	-8	4	3	3	12	4	2	6	0
2019-20	Colorado	NHL	67	11	20	31	18	+9	1	0	3	15	3	5	8	4
NHL TOTALS			223	43	48	91	73	-28	10	5	10	33	7	10	17	6

VS. NHL

	GP	G	A	PTS	PIM		GP	G	A	PTS	PIM		GP	G	A	PTS	PIM
Anaheim	7	1	3	3	2	Edmonton	9	2	0	2	4	Pittsburgh	6	1	0	1	2
Arizona	8	3	2	5	0	Florida	6	1	4	5	2	San Jose	8	1	4	5	0
Boston	4	1	2	3	0	Los Angeles	8	0	1	1	4	St. Louis	16	3	2	5	5
Buffalo	6	1	2	3	2	Minnesota	12	4	3	7	0	Tampa Bay	5	0	2	2	4
Carolina	5	0	1	1	2	Montreal	5	1	1	2	2	Toronto	6	1	2	3	6
Calgary	9	2	2	4	2	Nashville	9	1	2	3	4	Vancouver	7	1	2	3	0
Chicago	14	5	3	8	2	New Jersey	6	1	1	2	2	Vegas	7	1	4	5	2
Colorado	-	-	-	-	-	NY Islanders	4	1	0	1	2	Washington	5	0	0	0	2
Columbus	5	0	0	0	2	NY Rangers	5	3	1	4	2	Winnipeg	10	1	2	3	4
Dallas	12	3	1	4	4	Ottawa	7	1	0	1	4						
Detroit	8	2	0	2	0	Philadelphia	4	1	1	2	6						



72 JOONAS DONSKOI

RIGHT WING HEIGHT: 6-0 WEIGHT: 190 LBS. SHOOTS: RIGHT
BORN: APRIL 13, 1992 (RAAHE, FINLAND)

TRANSACTIONS: Florida's 10th selection (fourth round, 99th overall) in the 2010 NHL Entry Draft...Signed by San Jose as a free agent, May 19, 2015...Signed by Colorado as a free agent, July 1, 2019.

CAREER HIGHS

Goals/Game: 3, Nov. 7, 2019 vs. Nashville
Assists/Game: 2 (13x), last: Dec. 7, 2019 at Boston
Points/Game: 4, Nov. 30, 2019 vs. Chicago
Point Streak: 5 games, Jan. 16-24, 2016
Goal Streak: 3 games (2x), last: Jan. 7-10, 2019
Assist Streak: 5 games, Jan. 16-24, 2016
Shots/Game: 8, Dec. 27, 2019 vs. Minnesota
Ice Time/Game: 23:41, Nov. 23, 2019 vs. Toronto
Plus/Minus: +3 (6x), last: Nov. 30, 2019 vs. Chicago
Consec. Games: 75 games, March 31, 2018–March. 14, 2019
Mult. Pt. Games: 30 total – 2 pts (25), 3 pts (4), 4 pts (1)
Career Shootouts: 6-13 (46.2%), 2 GDG
Career Penalty Shots: 0-1 (0.0%)

2019-20 SEASON

Set a career high with 16 goals, ranking sixth on the team...Finished eighth on the Avalanche in points (33)...Tied for fourth on the team with a career-high four power-play goals...Scored twice in his Avalanche debut on Opening Night (Oct. 3) vs. Calgary...His points (14), goals (6) and assists (8) in November were all personal highs for a single month...Tallied his first career hat trick on Nov. 7 vs. Nashville...Skated in his 300th NHL game on Nov. 9 vs. Columbus...Recorded a career-high four points (2g/2a) on Nov. 30 vs. Chicago...Set a career high with eight shots on Dec. 27 vs. Minnesota...Left the Jan. 7th contest at NY Rangers due to injury (head), forcing him to miss five games (Jan. 10-20)...Scored the lone goal of the shootout in Colorado's 2-1 victory at Los Angeles on Feb. 22.
PLAYOFFS: Led the Avs with two goals during the round robin...Finished with six points (3g/3a) in nine postseason contests...Missed Colorado's final five games of the playoffs (unfit to play).

CAREER

2018-19: Completed his fourth NHL season with the San Jose Sharks, setting career highs in games (80), points (37), goals (14-tied), game-winning goals (4) and plus/minus rating (+10-tied)...He tied for third on the Sharks in plus/minus and tied for fourth in game-winning tallies...Had a pair of career high, three-game goal streaks, Dec. 29–Jan. 2 and Jan. 7-10. **PLAYOFFS:** Added three points

(1g/2a) in 12 playoff games...Missed five contests due to injury, April 23–May 2...Scored the winning goal in San Jose's Game 7 victory over Colorado in the second round series (May 8).

2017-18: Set a career high with 14 goals while finishing second on the team with a +10 plus/minus rating...Set a personal best with 129 shots-on-goal...Had a career-high three points (2g/1a) on Jan. 13 vs. Arizona...Skated in his 200th NHL game on March 31 vs. Vegas. **PLAYOFFS:** Tallied four points (2g/2a) in nine post-season contests with the Sharks...Recorded a playoff career high three points (1g/2a) in Game 3 of the first round series vs. Anaheim on April 16.

2016-17: Notched 17 points (6g/11a) in 61 contests during his second NHL season...Attempted his first career penalty shot on Nov. 12 at Tampa Bay (unsuccessful vs. Ben Bishop). **PLAYOFFS:** Had two assists in five games during San Jose's first-round series loss to Edmonton.

2015-16: Finished sixth among NHL rookies in assists (25), was 11th in points (36-tied) and 14th in goals (11)...Scored a goal in his NHL debut on Opening Night (Oct. 7) at Los Angeles...Recorded his first career assist on Nov. 3 vs. Columbus...Had a five-game assist/point streak from Jan. 16-24. **PLAYOFFS:** Skated in all 24 playoff contests and finished second among league rookies with 12 points (6g/6a) in helping the Sharks reach the Stanley Cup Final...Had an assist in his Stanley Cup Playoff debut on April 14 at Los Angeles...Scored his first two career playoff goals, including the game winner, in San Jose's series-clinching Game 5 victory over the Kings on April 22 in Los Angeles...Became just the sixth rookie in NHL history to score an overtime goal in the Stanley Cup Final on June 4 vs. Pittsburgh (Game 3).

Other: Played for Karpat in Finland's top professional league (Liiga) from 2009-15...Helped his team win back-to-back league championships in 2013-14 and 2014-15, winning the Jari Kurri Award as league playoff MVP in 2015...Helped his Karpat U20 team win the Jr. A SM-liiga Championship in 2009-10.

INTERNATIONAL

Represented Finland at the 2016 World Cup of Hockey, the 2015 IIHF World Championship, the 2011 and 2012 IIHF World Junior Championship and the 2010 IIHF U18 World Championship, where he won a silver medal...Led his country in goals (5) and game-winning goals (3) at the 2015 IIHF World Championship.

PERSONAL

Joonas and his wife, Devin, were married in Nov. 2020...Together, the couple helped spearhead the Holidays for Paradise toy/clothes collection drive following the wildfires in Paradise, California...Name is pronounced YOH-nuhs DAWN-skoj.

STATISTICS

SEASON	TEAM	LEAGUE	REGULAR SEASON								PLAYOFFS					
			GP	G	A	PTS	PIM	+/-	PP	SH	GW	GP	G	A	PTS	PIM
2009-10	Karpat U20	Jr. A SM-liiga	18	14	15	29	2	-	-	-	-	12	5	10	15	4
	Karpat	Liiga	18	2	2	4	4	-	-	-	-	-	-	-	-	-
2010-11	Suomi U20	Mestis	4	1	0	1	0	-	-	-	-	-	-	-	-	-
	Karpat	Liiga	52	16	11	27	10	-	-	-	-	3	1	0	1	0
	Suomi U20	Mestis	2	1	0	1	0	-	-	-	-	-	-	-	-	-
2011-12	Finland	WJC	6	3	3	6	2	-	-	-	-	-	-	-	-	-
	Karpat	Liiga	52	8	17	25	12	-	-	-	-	6	3	3	6	0
	Finland	WJC	7	2	3	5	0	-	-	-	-	-	-	-	-	-
2012-13	Karpat	Liiga	31	4	10	14	8	-	-	-	-	3	0	1	1	2
2013-14	Karpat	Liiga	60	11	26	37	10	-	-	-	-	16	4	2	6	4
2014-15	Karpat	Liiga	58	19	30	49	10	-	-	-	-	19	6	16	22	6
	Finland	WC	8	5	3	8	0	-	-	-	-	-	-	-	-	-
2015-16	San Jose	NHL	76	11	25	36	20	+4	3	0	1	24	6	6	12	4
2016-17	San Jose	NHL	61	6	11	17	10	-5	1	0	0	5	0	2	2	0
	Finland	W-Cup	3	0	0	0	0	-	-	-	-	-	-	-	-	-
2017-18	San Jose	NHL	66	14	18	32	26	+10	1	0	2	9	2	2	4	0
2018-19	San Jose	NHL	80	14	23	37	10	+10	1	0	4	12	1	2	3	4
2019-20	Colorado	NHL	65	16	17	33	26	+2	4	0	2	9	3	3	6	2
NHL TOTALS			348	61	94	155	92	+21	10	0	9	59	12	15	27	10

VS. NHL

	GP	G	A	PTS	PIM		GP	G	A	PTS	PIM		GP	G	A	PTS	PIM
Anaheim	19	3	4	7	4	Edmonton	18	4	8	12	0	Pittsburgh	9	0	2	2	4
Arizona	18	3	6	9	8	Florida	8	3	2	5	4	San Jose	1	1	0	1	0
Boston	8	2	3	5	4	Los Angeles	19	2	8	10	6	St. Louis	13	3	3	6	2
Buffalo	9	2	4	6	4	Minnesota	14	2	2	4	4	Tampa Bay	9	1	3	4	4
Calgary	18	11	9	20	8	Montreal	9	0	3	3	2	Toronto	9	2	3	5	0
Carolina	8	0	1	1	2	Nashville	12	5	2	7	0	Vancouver	17	0	5	5	4
Chicago	14	3	8	11	2	New Jersey	7	1	1	2	4	Vegas	9	1	3	4	2
Colorado	12	2	0	2	4	NY Islanders	9	2	1	3	0	Washington	9	0	1	1	2
Columbus	10	2	2	4	2	NY Rangers	9	2	1	3	2	Winnipeg	11	2	3	5	4
Dallas	14	0	2	2	8	Ottawa	8	0	2	2	0						
Detroit	9	2	0	2	0	Philadelphia	9	0	2	2	2						



39 PAVEL FRANCOUZ

GOALTENDER HEIGHT: 6-0 WEIGHT: 179 LBS. CATCHES: RIGHT
BORN: JUNE 3, 1990 (PLZEN, CZECH REPUBLIC)

TRANSACTIONS: Signed by Colorado as a free agent, May 2, 2018.

CAREER HIGHS

Most Saves: 45, Feb. 28, 2020 at Carolina
Win Streak: 6 games, Feb. 19-29, 2020
Streak w/o Reg. Loss: 9 decisions, Nov. 7-Dec. 23, 2019
Shutout Streak: 87:50, Nov. 9-29, 2019
Consec. Starts: 7 games, Feb. 17-29, 2020
Shootouts: 1-0 record, 3 att, 0 goals (1.00%)
Penalty Shots: 2 attempts, 1 goal allowed (.500 Sv%)

2019-20 SEASON

Finished the season tied for fifth in the NHL in save percentage (.923) and ranked seventh in goals-against average (2.41)...Was the first Avalanche netminder to finish among the league's top 10 in BOTH categories since David Aebischer in 2003-04...Led the team in wins (21)...Made 31 starts and appeared three times in relief...Stopped 34 shots to earn the victory in his first NHL start on Oct. 12 vs. Arizona...Was the first Avs netminder to win his first NHL start since Vitaly Kolesnik on Dec. 7, 2005 vs. Boston...Joined Sergei Mylnikov (31 years, 162 days on March 17, 1990) as the second goaltender in Avalanche/Nordiques history to record his first win at age 29 or older...Made 44 saves on Oct. 19 at Tampa Bay (6-2 win), which included stopping Nikita Kucherov on a penalty shot...Left the Nov. 12 contest due to injury, forcing him to miss two games (Nov. 14-16)...Posted a 9-0-1 record over 12 appearances from Nov. 7-Dec. 23, the longest streak without a regulation loss by an Avs netminder since Semyon Varlamov (11-0-5) in 2013-14...Agreed to a two-year contract extension on Feb. 21 and recorded his first career NHL shutout that night in Anaheim (1-0)...Registered a career-high six-game win streak, Feb. 19-29, allowing two goals or fewer in each game for a .957 Sv% and 1.32 GAA...Was named the NHL's First Star of the Week for Feb. 17-23 and Third Star for Feb. 24-March 1, becoming the first Avalanche player to ever be named one of the weekly stars in consecutive weeks...Started a career-high seven straight games, Feb. 17-29, which included a pair of back-to-backs, Feb. 21-22 and Feb. 28-29...Made a career-high 45 saves on Feb. 28 at Carolina (3-2 win)...Finished the month of February with a 7-1-1 record, 1.79 GAA and .942 Sv% in nine appearances...His seven wins tied for the NHL lead and were the second-most by an Avalanche/Nordiques goalie in February, trailing only Patrick Roy's nine in 2003...Pavel's .942 Sv% equaled the highest number in a single February in Avalanche history (Varlamov, 2011-12). **PLAYOFFS:** Made his Stanley Cup Playoff debut on Aug. 5 vs. Dallas (4-0 win) and stopped all 27 shots he faced, becoming the first goalie in franchise history to record a shutout in his postseason debut...Was the 15th goalie in NHL history to post a shutout in his

playoff debut...Started five games in the postseason and appeared once in relief, posting a .892 save percentage and a 3.23 goals-against average...Did not dress in Games 5-7 vs. Dallas (unfit to play).

CAREER

2018-19: Spent the majority of his first season in North America with the Colorado Eagles (AHL) but also saw his first NHL action with the Avalanche...Posted a 27-17-3 record with a 2.68 goals-against average, .918 save percentage and three shutouts in 49 games for the Eagles...Led the AHL in saves (1403), finished second in games played and minutes (2803), was tied for third in wins and tied for fifth in Sv%...Also made two appearances with the Avalanche, both in relief, posting a 1.97 goals-against average and .943 save percentage...Was first recalled by the Avalanche on Dec. 22 and made his NHL debut that night in relief at Arizona, stopping 21-of-22 shots...Recalled for a second time on Jan. 1 and stopped 12-of-13 shots against San Jose...Was re-signed on Jan. 5...Was selected to represent the Eagles at the 2019 AHL All-Star Classic...Posted an eight-game winning streak from Feb. 26 to March 16...Was named the CCM/AHL Player of the Week for the period ending March 3 (4-0-0, 1.48 GAA, .959 Sv%)...Went on to start all four playoff contests for the Eagles, posting a 1-3 record with a 3.31 GAA. **PLAYOFFS:** Joined the Avalanche at the conclusion of his AHL season but did not dress in any playoff contests.

2017-18: Spent his third season with Traktor Chelyabinsk in Russia where he was named the KHL's top goaltender and selected to the KHL First All-Star Team...Posted a 15-11-5 record with a 1.80 goals-against average and a league-best .946 save percentage in 35 appearances...Added a 6-5 record with a 1.90 GAA and .949 Sv% in 12 postseason outings for Traktor Chelyabinsk...In three seasons with Chelyabinsk, Francouz compiled a 32-27-11 record with a 1.73 goals-against average and a .945 save percentage in 83 career regular-season contests and was 8-9 in 18 career postseason games with a 1.98 GAA and a .943 Sv%.

2016-17: Led the KHL with a .953 save percentage to go alongside a 14-9-3 record and a 1.43 goals-against average in 30 contests for Chelyabinsk...Was selected to participate in the KHL All-Star Game.

2015-16: Spent his first season with Traktor Chelyabinsk in the KHL, posting a 2.21 GAA and .924 Sv%.

2014-15: In his third and final season with Litvinov, Francouz was named the Czech Extraliga's best goalie during the regular season as well as the playoff MVP after backstopping his team to the league championship...Led the Czech Extraliga in wins (34), shutouts (7) and save percentage (.931) during the regular season, and then went on to also lead the league in playoff goals-against average (1.38) and save percentage (.953).

Other: Was also named the Czech Extraliga's top goalie during his first season with Litvinov in 2012-13.

INTERNATIONAL

Competed for the Czech Republic at the 2019 IIHF World Championship in Slovakia, the sixth time he has represented his country at the annual event...Appeared in three games during the 2019 tournament, posting shutouts in both of his starts while finishing with a 0.77 GAA and .957 Sv%...Represented the Czech Republic at the 2018 Olympic Winter Games in PyeongChang, South Korea, where he started all six games while posting a 2-2 record with a 2.27 GAA and .905 Sv%...Played for his nation at the 2018 IIHF World Championship in Denmark, fashioning a 3-1 record with a 2.38 GAA, .904 Sv% and one shutout in five outings...Split time with Petr Mrazek at the 2017 IIHF World Championship in Germany/France, going 3-1 with a 1.49 goals-against average and .910 save percentage in four appearances...Competed for his nation at the 2016 IIHF World Championship in Russia, going 3-0 with a 2.45 GAA...Appeared in two games in relief at the 2013 IIHF World Championship in Stockholm and Helsinki...Was named to his country's roster for the 2014 IIHF World Championship but did not see any action during the tournament...Also suited up for the Czech Republic at the 2010 IIHF World Junior Championship in Saskatchewan.

PERSONAL

Pavel and his wife, Karolina, have a daughter, Claudie...Last name is pronounced FRAN-sohs.

STATISTICS

SEASON	CLUB	LGE	REGULAR SEASON										PLAYOFFS							
			GP	W	L	OT	MIN	GA	SO	GAA	Sv%	GP	W	L	MIN	SO	GAA			
2010-11	Slovan Lvi	Czech U20	3	-	-	-	-	-	-	-	-	3.02	.917	-	-	-	-	-	-	-
	Slovan Lvi	Czech 2	15	-	-	-	-	-	-	-	-	2.08	.926	10	-	-	-	-	-	1.79
	Horacka	Czech 2	15	-	-	-	-	-	-	-	-	1.77	.952	-	-	-	-	-	-	-
2011-12	Slovan Lvi	Czech 2	16	-	-	-	-	-	-	-	-	1.77	.938	-	-	-	-	-	-	-
	Trinec	Czech	1	-	-	-	-	-	-	-	-	6.00	.800	-	-	-	-	-	-	-
2012-13	Litvinov	Czech	46	26	20	-	-	-	-	1	2.59	.920	7	-	-	-	-	-	-	2.18
	Czech	WC	2	0	0	-	7	0	0	0.00	1.000	-	-	-	-	-	-	-	-	-
2013-14	Litvinov	Czech	48	24	24	0	-	-	-	6	2.02	.932	-	-	-	-	-	-	-	-
2014-15	Litvinov	Czech	46	34	12	0	-	-	-	7	2.08	.931	17	-	-	-	-	-	-	1.38
2015-16	Chelyabinsk	KHL	18	3	7	3	787	29	0	2.21	.924	-	-	-	-	-	-	-	-	-
	Czech	WC	4	3	0	-	245	10	0	2.45	.896	-	-	-	-	-	-	-	-	-
2016-17	Chelyabinsk	KHL	30	14	9	3	1719	41	5	1.43	.953	6	2	4	335	0	2.15	-	-	-
	Czech	WC	4	3	1	-	241	-	1	1.49	.910	-	-	-	-	-	-	-	-	-
2017-18	Chelyabinsk	KHL	35	15	11	5	1964	59	5	1.80	.946	12	6	5	696	0	1.90	-	-	-
	Czech	Olympics	6	2	2	-	371	14	0	2.27	.905	-	-	-	-	-	-	-	-	-
	Czech	WC	5	3	1	-	303	12	1	2.38	.904	-	-	-	-	-	-	-	-	-
2018-19	Colorado	AHL	49	27	17	3	2803	125	3	2.68	.918	4	1	3	236	0	3.31	-	-	-
	Colorado	NHL	2	0	2	0	61	2	0	1.97	.943	-	-	-	-	-	-	-	-	-
	Czech	WC	3	2	0	-	-	-	2	0.77	.957	-	-	-	-	-	-	-	-	-
2019-20	Colorado	NHL	34	21	7	4	1915	77	1	2.41	.923	6	2	4	316	1	3.23	-	-	-
NHL TOTALS			36	21	9	4	1976	79	1	2.40	.923	6	2	4	316	1	3.23	-	-	-

VS. NHL

	GP	MIN	WL-O	SO	GAA	SV%		GP	MIN	WL-O	SO	GAA	SV%		GP	MIN	WL-O	SO	GAA	SV%
Anaheim	3	184	1-1-1	1	2.61	.902	Edmonton	-	-	-	-	-	-	Pittsburgh	1	63	0-0-1	0	3.81	.867
Arizona	3	152	1-2-0	0	2.37	.930	Florida	-	-	-	-	-	-	San Jose	2	92	1-1-0	0	2.61	.895
Boston	1	43	1-0-0	0	0.00	1.00	Los Angeles	3	140	1-2-0	0	2.14	.921	St. Louis	-	-	-	-	-	-
Buffalo	1	60	1-0-0	0	2.00	.939	Minnesota	2	119	1-1-0	0	3.53	.897	Tampa Bay	2	123	1-0-1	0	2.93	.918
Calgary	1	62	0-0-1	0	4.84	.848	Montreal	1	60	1-0-0	0	2.00	.950	Toronto	1	37	0-0-0	0	0.00	1.00
Carolina	1	60	1-0-0	0	2.00	.957	Nashville	2	120	2-0-0	0	3.00	.893	Vancouver	1	60	0-1-0	0	5.00	.792
Chicago	2	120	2-0-0	0	1.50	.956	New Jersey	1	60	1-0-0	0	1.00	.974	Vegas	1	60	1-0-0	0	3.00	.906
Colorado	-	-	-	-	-	-	NY Islanders	2	118	1-1-0	0	1.02	.967	Washington	-	-	-	-	-	-
Columbus	1	60	1-0-0	0	2.00	.951	NY Rangers	1	63	1-0-0	0	1.90	.938	Winnipeg	1	1	0-0-0	0	0.00	-
Dallas	-	-	-	-	-	-	Ottawa	-	-	-	-	-	-	-	-	-	-	-	-	-
Detroit	1	60	1-0-0	0	3.00	.880	Philadelphia	1	60	1-0-0	0	1.00	.970	-	-	-	-	-	-	-



9 DENNIS GILBERT

DEFENSEMAN HEIGHT: 6-2 WEIGHT: 216 LBS. SHOOTS: LEFT
BORN: OCTOBER 30, 1996 (BUFFALO, NEW YORK)

TRANSACTIONS: Chicago's second pick (third round, 91st overall) in the 2015 NHL Draft...Acquired from Chicago, along with Brandon Saad, in exchange for Nikita Zadorov and Anton Lindholm, Oct. 10, 2020.

CAREER HIGHS

Goals/Game: 1, Dec. 27, 2019 vs. NY Islanders
Assists/Game: 1 (2x), last: Dec. 21, 2019 at Colorado
Points/Game: 1 (3x), last: Dec. 27, 2019 vs. NY Islanders
Point Streak: None
Goal Streak: None
Assist Streak: None
Shots/Game: 2 (2x), last: Dec. 5, 2019
Ice Time/Game: 19:48, Dec. 10, 2019 at Vegas
Plus/Minus: +2 (2x), last: Dec. 31, 2019 at Calgary
Consec. Games: 17 games, Dec. 5, 2019-Jan. 7, 2020
Multiple Point Games: None
Career Shootouts: No attempts
Career Penalty Shots: No attempts

2019-20 SEASON

Split the season between the Chicago Blackhawks and their American Hockey League affiliate, the Rockford IceHogs...Skated in 21 games with Chicago, tallying three points (1g/2a)...Collected seven points (1g/6a) in 30 games for Rockford...Scored his first NHL goal on Dec. 27 vs. NY Islanders.

CAREER

2018-19: Spent most of the season with Rockford...Skated in one game with Chicago, making his NHL debut on April 3, 2019 vs. St. Louis...Appeared in 63 contests with the IceHogs, recording 14 points (5g/9a).

2017-18: Tied for first on the team in short-handed goals (2) during his third and final season at Notre Dame.

2016-17: Named Hockey East's Best Defensive Defenseman and was a Hockey East Third Team All-Star in his sophomore season.

2015-16: Led the team with 70 blocked shots as a freshman.

2014-15: Tallied 27 points (4g/23a) in 59 games for the USHL's Chicago Steel, his first and only USHL campaign...Ranked second among all first-year defensemen in points...Led Steel blueliners with four power-play goals...Named to the USHL All-Rookie Team.

STATISTICS

SEASON	TEAM	LEAGUE	REGULAR SEASON									PLAYOFFS				
			GP	G	A	PTS	PIM	+/-	PP	SH	GW	GP	G	A	PTS	PIM
2013-14	Buffalo	OJHL	35	4	13	17	36	-	-	-	-	10	0	3	3	8
2014-15	Chicago	USHL	59	4	23	27	89	+2	4	0	0	-	-	-	-	-
2015-16	Notre Dame	NCAA	37	2	8	10	34	+5	-	-	-	-	-	-	-	-
2016-17	Notre Dame	NCAA	40	0	22	22	22	+27	-	-	-	-	-	-	-	-
2017-18	Notre Dame	NCAA	39	4	6	10	16	+3	-	-	-	-	-	-	-	-
2018-19	Rockford	AHL	63	5	9	14	67	-8	0	0	1	-	-	-	-	-
	Chicago	NHL	1	0	0	0	2	0	0	0	0	-	-	-	-	-
2019-20	Chicago	NHL	21	1	2	3	38	-8	0	0	0	-	-	-	-	-
	Rockford	AHL	30	1	6	7	46	-1	0	0	0	-	-	-	-	-
NHL TOTALS			22	1	2	3	40	-8	0	0	0	-	-	-	-	-

VS. NHL

	GP	G	A	PTS	PIM	GP	G	A	PTS	PIM	GP	G	A	PTS	PIM
Anaheim	-	-	-	-	-	Edmonton	-	-	-	-	Pittsburgh	-	-	-	-
Arizona	2	0	1	1	17	Florida	-	-	-	-	San Jose	-	-	-	-
Boston	1	0	0	0	0	Los Angeles	1	0	0	0	St. Louis	2	0	0	0
Buffalo	-	-	-	-	-	Minnesota	1	0	0	0	Tampa Bay	-	-	-	-
Calgary	2	0	0	0	0	Montreal	-	-	-	-	Toronto	-	-	-	-
Carolina	-	-	-	-	-	Nashville	1	0	0	0	Vancouver	1	0	0	0
Chicago	-	-	-	-	-	New Jersey	2	0	0	0	Vegas	1	0	0	0
Colorado	2	0	1	1	7	NY Islanders	1	1	0	1	Washington	-	-	-	-
Columbus	1	0	0	0	0	NY Rangers	-	-	-	-	Winnipeg	1	0	0	0
Dallas	-	-	-	-	-	Ottawa	-	-	-	-					
Detroit	2	0	0	0	0	Philadelphia	1	0	0	0					



49 SAMUEL GIRARD

DEFENSEMAN HEIGHT: 5-10 WEIGHT: 170 LBS. SHOOTS: LEFT
BORN: MAY 12, 1998 (ROBERVAL, QUEBEC)

TRANSACTIONS: Nashville's second selection (second round, 47th overall) in the 2016 NHL Draft...Acquired by Colorado, along with Vladislav Kamenev and a second-round pick in the 2018 NHL Draft (later traded to Pittsburgh—Pittsburgh selected Filip Hallander), as well as Shane Bowers, Andrew Hammond, a first-round pick in the 2019 NHL Draft (Bowen Byram) and a third-round pick in the 2019 NHL Draft (Matthew Stienburg) from Ottawa; the Avalanche sent Matt Duchene to Ottawa, and Nashville received Kyle Turris from Ottawa to complete the trade, Nov. 5, 2017.

CAREER HIGHS

Goals/Game: 1 (12x), last: Feb. 28, 2020 at Carolina
Assists/Game: 4, Jan. 2, 2020 vs. St. Louis
Points/Game: 4, Jan. 2, 2020 vs. St. Louis
Point Streak: 3 games (4x), last: Feb. 26-29, 2020
Goal Streak: None
Assist Streak: 3 games (4x), last: Feb. 26-29, 2020
Shots/Game: 4 (11x), last: March 4, 2020 vs. Anaheim
Ice Time/Game: 28:41, March 4, 2020 vs. Anaheim
Plus/Minus: +4, Feb. 20, 2019 vs. Winnipeg
Consec. Games: 220 games, Nov. 10, 2017 – present
Multiple Point Games: 14 total – 2 pts (13), 4 pts (1)
Career Shootouts: No attempts
Career Penalty Shots: No attempts

2019-20 SEASON

One of two Avalanche players to appear in all 70 contests...Extended his ironman streak to 220 consecutive regular-season games, the longest active streak on the team and the third-longest streak ever by an Avs defenseman...He trails only Martin Skoula (285 straight from Jan. 11, 2000 – April 4, 2003) and Karlis Skrastins (226 straight from Oct. 10, 2003 – Feb. 24, 2007)...Led Colorado in average ice time (21:18)...Also paced the club in even-strength ice time (18:49 per game)...Set career highs in points (34) and assists (30) and tied his career best in goals (4)...Finished second among Avalanche blueliners in points and assists and tied for third in goals...Had three straight multi-point games, Dec. 31–Jan. 4 (0g/8a), becoming only the third Avalanche defenseman (fourth time) to accomplish that feat...He joined John-Michael Liles (Dec. 23-29, 2008 and Oct. 10-14, 2005) and Sandis Ozolinsh (Feb. 16-23, 1996)...Recorded a career-high four points (0g/4a) on Jan. 2 vs. St. Louis, which tied the franchise record for assists by a defenseman in a single game...Was the first blueliner in Avalanche/

Nordiques history to record nine assists in a five-game span from Dec. 31–Jan. 7...Appeared in his 200th NHL game on Jan. 10 vs. Pittsburgh...Skated in his 200th consecutive game on Feb. 1 at Philadelphia, becoming just the fourth Avalanche defenseman to ever dress in 200 or more straight contests...Scored Colorado's lone goal at the NHL Stadium Series game against the Kings at Air Force on Feb. 15...Tallied his first career game-winning goal on Feb. 28 at Carolina, the go-ahead score with 2:37 left...Logged a career-high 28:41 of ice time on March 4 vs. Anaheim. **PLAYOFFS:** Finished second among Avalanche defensemen with 10 points (1g/9a) in 15 postseason games...Was third on the club in ice time (21:42)...Notched his first career playoff goal, the game winner, in Game 5 vs. Arizona on Aug. 19...Became the third defenseman in Avalanche/Nordiques history to score his first postseason goal in a series-clinching game, joining Erik Johnson (Game 7 of 2014 R1 vs. Minnesota) and Dave Pichette (Game 7 of the 1982 DF vs. Boston)...Recorded his first playoff multi-point game on Aug. 5 vs. Dallas.

CAREER

2018-19: Appeared in all 82 games and extended his ironman streak to 150 consecutive contests, the longest active streak on the team...Finished second among Colorado defensemen with 27 points (4g/23a), surpassing his rookie season total (23) from 2017-18...Finished sixth on the club in average ice time (19:53) and was third in even-strength ice time (17:44)...Posted a +8 plus/minus rating, tied for sixth on the team...Committed only three minor penalties all season, as he and Chicago's Dominik Kahun were the only NHL players to play all 82 games with six or fewer penalty minutes...Girard's 19:53 of ice time was the second-highest average of any player who had six or fewer PIM, as Pittsburgh's Justin Schultz committed only two minors while averaging 20:30...Logged a career-high 26:36 of ice time on Nov. 30 vs. St. Louis...Appeared in his 100th NHL game on Dec. 2 at Detroit...Was a team-best +11 in February, the best plus/minus by an Avalanche player in February since 2002-03 (Peter Forsberg +13, Alex Tanguay +12)...Committed his first penalty of the season in his 57th contest on Feb. 14 at Winnipeg (delay of game)...Posted a career-best +4 rating on Feb. 20 vs. Winnipeg. **PLAYOFFS:** Dressed in nine playoff contests, notching two assists (0g/2a)...Missed the final three games of the first-round series against Calgary due to an upper-body injury...Recorded his first career playoff point with an assist in Game 3 of the second-round series vs. San Jose on April 30.

2017-18: Appeared in all 68 games after being acquired by the Avalanche, tallying 20 points (3g/17a) while averaging 17:42 of ice time...Became just the fourth Avalanche rookie defenseman to reach 20 points since the franchise moved to Denver, joining John-Michael Liles (34 in 2003-04), Kevin Shattenkirk (26 in 2010-11) and Ryan Wilson (21 in 2009-10)...Appeared in 73 games combined between the Avalanche and Predators, tallying 23 points (4g/19a)...Girard's 73 games ranked fourth among NHL rookie defensemen behind Will Butcher (81), Mikhail Sergachev (79) and Vince Dunn (75)...Was acquired by Colorado from Nashville in a three-team trade on Nov. 5...Made his Avalanche debut on Nov. 10 vs. Ottawa in Sweden, picking up an assist...At 19 years, 182 days, he became the youngest defenseman to ever play for the Avalanche, surpassing Martin Skoula (19.342 on Oct. 5, 1999)...Scored late in the first period to give Colorado a 1-0 lead in its playoff-clinching victory over St. Louis in the season finale on April 7 at Pepsi Center...Prior to the trade, notched three points (1g/2a) in five games with the Predators...Picked up an assist in his NHL debut on Oct. 10 vs. Philadelphia...Scored his first NHL goal and added an assist in his second career game, Oct. 12 vs. Detroit. **PLAYOFFS:** Appeared in three postseason games for the Avalanche...Made his Stanley Cup Playoff debut in Game 1 of the first-round series at Nashville on April 12...Missed three contests due to an upper-body injury, April 14-18.

2016-17: Was named to the QMJHL First All-Star Team for the second straight season with Shawinigan...Ranked first among QMJHL defensemen with 75 points (9g/66a) and led the entire league with 66 assists in 68 games...Tied for first on the Cataractes in scoring...Added a team-high nine points (1g/8a) in five playoff games...Joined the Milwaukee Admirals (AHL) at the conclusion of his major junior season and appeared in six regular-season games (1g/0a) and two postseason contests (0g/0a) with the Admirals...Finished his QMJHL career with 192 points (24g/168a) in 190 career games.

2015-16: Won the QMJHL's Emile Bouchard Trophy (top defenseman), Frank J. Selke Trophy (most sportsmanlike player) and was named to the QMJHL First All-Star Team...Led all QMJHL defensemen in points (74) and assists (64) in 67 games with Shawinigan...His 64 assists finished third in the league...Participated in the CHL Top Prospects Game...Went on to record 22 points (2g/20a) in 21 playoff games, tops among league defenders, as Shawinigan advanced to the President Cup Final against Rouyn-Noranda.

2014-15: Was named to the QMJHL All-Rookie Team and won the Raymond Lagacé Trophy as the league's defensive rookie of the year in his first season with Shawinigan...Led all QMJHL rookie defensemen with 43 points (5g/38a) in 64 games.

Other: Prior to joining Shawinigan, Girard played Midget AAA for Jonquiere Elites in Quebec...In 2013-14, he was named to the QMAAA First All-Star Team selected as the QMAAA Top Defenseman.

INTERNATIONAL

Won gold with Team Canada at the 2015 Ivan Hlinka Memorial Tournament in August 2015.

PERSONAL


Lives in his home province of Quebec during the offseason...Participates in the Avalanche's Break The Ice clinics, which teaches kids how to skate.

STATISTICS

SEASON	TEAM	LEAGUE	REGULAR SEASON										PLAYOFFS				
			GP	G	A	PTS	PIM	+/-	PP	SH	GW	GP	G	A	PTS	PIM	
2014-15	Shawinigan	QMJHL	64	5	38	43	8	-	-	-	-	7	0	2	2	2	
2015-16	Shawinigan	QMJHL	67	10	64	74	10	-	-	-	-	21	2	20	22	4	
2016-17	Shawinigan	QMJHL	59	9	66	75	29	-	-	-	-	5	1	8	9	4	
	Milwaukee	AHL	6	1	0	1	0	-	-	-	-	2	0	0	0	2	
2017-18	Nashville	NHL	5	1	2	3	2	-3	0	0	0	-	-	-	-	-	
	Colorado	NHL	68	3	17	20	6	-8	1	0	0	3	0	0	0	0	
2018-19	Colorado	NHL	82	4	23	27	6	+8	0	0	0	9	0	2	2	0	
2019-20	Colorado	NHL	70	4	30	34	17	+1	1	0	1	15	1	9	10	6	
NHL TOTALS			225	12	72	84	31	-2	2	0	1	27	1	11	12	6	

VS. NHL

	GP	G	A	PTS	PIM		GP	G	A	PTS	PIM		GP	G	A	PTS	PIM
Anaheim	8	0	2	2	0	Edmonton	8	2	1	3	2	Pittsburgh	6	1	2	3	0
Arizona	8	0	1	1	0	Florida	6	0	2	2	0	San Jose	9	1	5	6	2
Boston	4	0	2	2	0	Los Angeles	9	1	0	1	2	St. Louis	12	1	6	7	4
Buffalo	6	1	2	3	0	Minnesota	12	0	5	5	2	Tampa Bay	6	0	1	1	0
Calgary	9	0	1	1	0	Montreal	5	0	0	0	0	Toronto	6	0	3	3	0
Carolina	5	1	2	3	0	Nashville	9	0	6	6	0	Vancouver	8	0	2	2	0
Chicago	14	0	5	5	5	New Jersey	5	0	3	3	2	Vegas	7	0	2	2	2
Colorado	-	-	-	-	-	NY Islanders	5	0	2	2	0	Washington	6	0	2	2	2
Columbus	6	2	2	4	2	NY Rangers	5	0	1	1	0	Winnipeg	11	0	3	3	2
Dallas	12	1	4	5	0	Ottawa	6	1	2	3	0						
Detroit	6	0	1	1	0	Philadelphia	6	0	2	2	4						



27 RYAN GRAVES

DEFENSEMAN HEIGHT: 6-5 WEIGHT: 220 LBS. SHOOTS: LEFT
BORN: MAY 21, 1995 (YARMOUTH, NOVA SCOTIA)

TRANSACTIONS: New York Rangers' fourth selection (fourth round, 110th overall) in the 2013 NHL Draft...Acquired by Colorado in exchange for Chris Bigras, Feb. 26, 2018.

CAREER HIGHS

Goals/Game: 1 (12x), last: Feb. 22, 2020 at Los Angeles

Assists/Game: 2, Nov. 7, 2019 vs. Nashville

Points/Game: 3, Nov. 7, 2019 vs. Nashville

Point Streak: 3 games, Nov. 27-30, 2019

Goal Streak: 2 games, Jan. 4-8, 2019

Assist Streak: 2 games (3x), last: Feb. 9-11, 2020

Shots/Game: 7, Dec. 28, 2019 at Dallas

Ice Time/Game: 26:43, March 4, 2020 vs. Anaheim

Plus/Minus: +4, Feb. 4, 2020 vs. Buffalo

Consec. Games: 58 games, Nov. 1, 2019-present

Mult. Pt. Games: 4 total – 2 pts (3), 3 pts (1)

Career Shootouts: No attempts

Career Penalty Shots: No attempts

2019-20 SEASON

Led the NHL with a +40 plus/minus rating...First Avalanche player to lead the league in that category since Milan Hejduk and Peter Forsberg (+52) in 2002-03...Graves' +40 mark was the highest ever by a Colorado defenseman and tied for the second-highest rating by a blueliner in franchise history (Quebec's Mario Marois was +49 in 1983-84)...Became the first NHL defenseman to finish +40 or better in 10 years (Jeff Schultz +50 with Washington in 2009-10)...Was a "plus player" in 35 of his 69 games and posted a "minus" rating only 11 times...Finished second among Avalanche defensemen in goals (9) and tied for third in points (26)...Ranked first on the team in blocked shots (150) and second in hits (112)...His 150 blocks finished sixth in the NHL...Paced the team in total shorthanded minutes (193:11)...Was Colorado's nominee for the Bill Masterton Memorial Trophy as voted by the local chapter of the Professional Hockey Writers' Association...Made his first appearance on an Opening Night roster...Recorded a career-high three points (1g/2a) on Nov. 7 vs. Nashville...Had a three-game point streak, Nov. 27-30, longest of his career...Was a "plus" player in eight consecutive games, Nov. 27-Dec. 11, the first Avalanche player to post +1 rating or better in eight straight contests since Peter Forsberg from Jan. 2-15, 2004 (eight) and the first Avs defenseman since Adam Foote from Feb. 19-Mar. 5, 1996 (also eight)...Graves' +29 rating through 41 team games was the best by a Colorado player at the halfway point of the season, topping the +23 by Adam

Foote in 2002-03, Joe Sakic in 2000-01 and Curtis Leschyshyn in 1995-96...Set a career high with 10 blocked shots on Feb. 1 at Philadelphia, the third-highest total ever by an Avalanche player...Was a career-best +4 on Feb. 4 at Buffalo...Logged a career-high 26:43 of ice time on March 4 vs. Anaheim. **PLAYOFFS:** Ranked fourth on the team in average time on ice during the playoffs (20:11) and was first in shorthanded time on ice (3:35)...Led the Avalanche with 37 blocked shots...Scored a goal in his Stanley Cup Playoff debut on Aug. 2 vs. St. Louis...Became the fourth defenseman in Avalanche/Nordiques history to score a goal in his first career playoff game, joining Cale Makar (2019), Nikita Zadorov (2018) and Brett Clark (2006)...Finished with a career-best six blocked shots in Game 5 of Colorado's second-round series against Dallas on Aug. 31.

CAREER

2018-19: Split the season between the Avalanche and Colorado Eagles (AHL)...Recorded five points (3g/2a) with a +4 rating in 26 games for the Avs and had nine points (2g/7a) with a +4 rating in 32 contests for the Eagles...Was originally recalled on Dec. 26 and made his NHL debut on Dec. 27 at Vegas...Scored his first career NHL goal on Jan. 4 vs. NY Rangers...Was reassigned to the Eagles on Jan. 17...Recalled for the second time on Jan. 22 and reassigned after the game on Jan. 23...Was recalled from the Eagles for the third time on Feb. 8 and spent the rest of the year with the Avalanche. **PLAYOFFS:** Was on the Avalanche's postseason roster but did not dress in any playoff games.

2017-18: Split the season between the New York Rangers' AHL affiliate, the Hartford Wolf Pack, and the Avalanche's AHL club, the San Antonio Rampage...Registered 11 points (4g/7a) in 57 games with Hartford before being traded to Colorado in exchange for Chris Bigras on Feb. 26...Picked up six points (1g/5a) in 21 contests with San Antonio.

2016-17: Co-led Hartford's defense in both goals (8) and points (30) while appearing in all 76 games...Finished second on the Wolf Pack and third among AHL defensemen with 191 shots.

2015-16: Led all Hartford defensemen with nine goals and added 12 assists for 21 points in 74 games during his first professional season...Was selected to play in the AHL All-Star Game.

2014-15: Participated in the Memorial Cup tournament for the second straight year, this time as a member of the host Quebec Remparts, and was named to the Memorial Cup All-Star Team...Recorded five points (2g/3a) in five games at the Memorial Cup, tied for second among all defensemen...Tallied 39 points (15g/24a) in 50 games during the regular season, second among Remparts defenders...Added 11 points (5g/6a) in 21 QMJHL playoff games.

2013-14: Helped Val-d'Or capture the President's Cup as QMJHL champions and earn a trip to the Memorial Cup after joining the team midseason from Charlotte-town.

Other: Played two seasons with the Prince Edward Island Rocket from 2011-13.

PERSONAL

Participates in the Avalanche's Break The Ice clinics, which teaches kids how to skate...Spent an afternoon at Euclid Middle School in Littleton (Feb. 15, 2019) as part of the NHL's Future Goals Program.

STATISTICS

SEASON	TEAM	LEAGUE	REGULAR SEASON									PLAYOFFS				
			GP	G	A	PTS	PIM	+/-	PP	SH	GW	GP	G	A	PTS	PIM
2011-12	P.E.I.	QMJHL	62	2	7	9	34	-	-	-	-	-	-	-	-	-
2012-13	P.E.I.	QMJHL	68	3	13	16	90	-	-	-	-	6	0	0	0	6
2013-14	Charlottetown	QMJHL	39	3	9	12	52	-	-	-	-	-	-	-	-	-
	Val d'Or	QMJHL	26	2	8	10	16	-	-	-	-	24	1	7	8	24
2014-15	Quebec	QMJHL	50	15	24	39	49	-	-	-	-	21	5	6	11	25
2015-16	Hartford	AHL	74	9	12	21	53	-	-	-	-	-	-	-	-	-
2016-17	Hartford	AHL	76	8	22	30	69	-	-	-	-	-	-	-	-	-
2017-18	Hartford	AHL	57	4	7	11	66	-	-	-	-	-	-	-	-	-
	San Antonio	AHL	21	1	5	6	7	-	-	-	-	-	-	-	-	-
2018-19	Colorado	AHL	32	2	7	9	26	-	-	-	-	-	-	-	-	-
	Colorado	NHL	26	3	2	5	2	+4	0	0	0	-	-	-	-	-
2019-20	Colorado	NHL	69	9	17	26	45	+40	0	0	0	15	1	2	3	6
NHL TOTALS			95	12	19	31	47	+44	0	0	0	15	1	2	3	6

VS. NHL

	GP	G	A	PTS	PIM		GP	G	A	PTS	PIM		GP	G	A	PTS	PIM
Anaheim	3	0	0	0	2	Edmonton	2	0	1	1	6	Pittsburgh	2	0	0	0	0
Arizona	2	0	0	0	2	Florida	2	0	1	1	0	San Jose	3	1	0	1	0
Boston	3	0	0	0	2	Los Angeles	4	1	0	1	0	St. Louis	5	0	1	1	0
Buffalo	2	0	1	1	4	Minnesota	6	1	1	2	4	Tampa Bay	2	0	0	0	2
Calgary	4	1	2	3	0	Montreal	2	1	0	1	0	Toronto	3	1	0	1	0
Carolina	2	0	0	0	0	Nashville	3	1	2	3	4	Vancouver	3	0	0	0	4
Chicago	8	2	2	4	11	New Jersey	3	0	0	0	2	Vegas	4	0	0	0	0
Colorado	-	-	-	-	-	NY Islanders	3	0	1	1	0	Washington	2	0	0	0	0
Columbus	2	0	1	1	2	NY Rangers	3	1	0	1	0	Winnipeg	5	1	1	2	0
Dallas	6	0	1	1	0	Ottawa	2	0	2	2	0						
Detroit	2	1	2	3	2	Philadelphia	2	0	0	0	0						



31 PHILIPP GRUBAUER

GOALTENDER HEIGHT: 6-1 WEIGHT: 188 LBS. CATCHES: LEFT
BORN: NOVEMBER 25, 1991 (ROSENHEIM, GERMANY)

TRANSACTIONS: Washington's third choice (fourth round, 112th overall) in the 2010 NHL Entry Draft...Acquired by Colorado, along with Brooks Orpik, in exchange for a second-round pick (Kody Clark) in the 2018 NHL Draft, June 22, 2018.

CAREER HIGHS

Most Saves: 44, March 21, 2019 at Dallas
Win Streak: 6 games, Nov. 25, 2016 - Jan. 15, 2017
Streak w/o Reg. Loss: 9 decisions (7-0-2) 3x last: March 17–April 4, 2019
Shutout Streak: 124:40, March 3-11, 2019
Consec. Starts: 8 games, March 17–April 1, 2019
Shootouts: 5-7 record, 45 att, 16 goals (.644%)
Penalty Shots: 3 attempts, 1 goal allowed (.667 Sv%)

2019-20 SEASON

Tied his career high in wins (18) and fell one game shy of matching his personal best (37) set in 2018-19...Grubauer's 36 appearances led the team...All 36 appearances came as a starter, which also led the club and set a personal best... Missed a total of 20 games due to injury, including the final 13 of the regular season...Earned the victory in his first career Opening Night start on Oct. 3 vs. Calgary...Won his first four starts to begin the year, the longest winning streak to open a season by an Avalanche netminder since 2013-14 (Semyon Varlamov 5-0, Jean-Sebastien Giguere 7-0)...Missed seven contests earlier in the year due to a lower-body injury: five games (Nov. 7-16) and two (Dec. 9-11)...Placed on IR, Nov. 11 (retroactive to Nov. 5) and activated on Nov. 19...Started the 2020 NHL Stadium Series game at Air Force against the Kings (Feb. 15) but left in the third period due to a lower-body injury...Placed on Injured Reserve, Feb. 22 (retroactive to Feb. 15) and missed the final 13 games of the regular season. **PLAYOFFS:** Finished the 2020 playoffs with a 5-0-1 record and a 1.87 goals-against average, third best among playoff goaltenders who appeared in a minimum of five contests...His .922 save percentage ranked ninth, while his five wins tied for seventh...Went 4-0 with a 1.00 goals-against average, .953 save percentage and one shutout during Colorado's first round series against Arizona...Recorded his second career playoff shutout in Game 1 vs. Arizona on Aug. 12, stopping all 14 shots he faced...Became just the eighth goaltender in NHL history to record a shutout with 14 or fewer saves, and the first since Brent Johnson with St. Louis in 2002 against Chicago...Left during the second period in Game 1 vs. Dallas (unfit to play) and missed the remainder of the postseason.

CAREER

2018-19: Set career highs in wins (18), games (37) and shutouts (3-tied)...Led the Avalanche in shutouts, goals-against average (2.64) and save percentage (.917)...Posted a 7-0-2 record in his final nine starts with a 1.63 goals-against average and .953 save percentage...His .953 Sv% during that stretch led all NHL goaltenders while his seven wins tied Jordan Binnington for the highest total since March 17...The 7-0-2 run matched his career-long streak without a regulation loss set twice before, including once earlier in the year (Oct. 18–Dec. 6)...Was 9-2-2 in his final 14 appearances (13 starts) with three shutouts, a 1.44 GAA and .956 Sv%...Stopped Jimmy Vesey's penalty-shot attempt on Jan. 4 vs. NY Rangers (has turned aside 2-of-3 career attempts)...Recorded three shutouts in a five-start span from Feb. 23–March 17, joining Patrick Roy (five times) as the only goaltenders in franchise history to accomplish that feat...Finished second among NHL netminders in both GAA (1.48) and Sv% (.955) during the month of March, trailing only Ben Bishop in both categories (0.88, .969)...Grubauer's .955 Sv% was the highest ever by an Avalanche/Nordiques goalie in March and the second highest in ANY calendar month (min 7 GP), trailing only Peter Budaj's .957 in December 2009...Started a career-high eight consecutive games from March 17–April 1, posting a 6-0-2 record with a 1.59 GAA and .954 Sv%...Was named the NHL's Third Star of the Week for March 18-24 (3-0-1, 1.49 GAA, .961 Sv%)...Posted a career-high 44 saves in a 3-1 victory at Dallas on March 21...Compiled a career-high shutout streak of 124:40 from March 3-11, the longest by an Avs goalie since 2014-15 (Calvin Pickard, 149:24)...Grubauer posted the three highest shutout streaks of his career during the 2018-19 season, all of which came in the month of March...Made 34 saves in the Avalanche's playoff-clinching victory over the Winnipeg Jets in Game 81 on April 4...Finished the season with a .921 career save percentage, tied for the fourth-highest all-time among goaltenders who have appeared in at least 100 games since shots-on-goal became an official NHL statistic in 1955-56...He trails only Dominik Hasek (.922), Johnny Bower (.922) and Ken Dryden (.922)...Grubauer has the third-most victories ever by a German goaltender, trailing Olaf Kolzig (303) and Thomas Greiss (121). **PLAYOFFS:** Started all 12 postseason games for the Avalanche, posting a 7-5 record while finishing fourth among NHL netminders in both goals-against average (2.30) and save percentage (.925)...His seven wins were the most by Colorado goaltender in the playoffs since Patrick Roy won 11 contests in 2002...Grubauer's .925 save percentage was the highest by an Avs goalie during the postseason since Roy in 2001 (.934) and his GAA was the best since David Aebischer in 2004 (2.08)...Won his final four starts of the first-round series against Calgary, the longest win streak by an Avalanche goalie in a single postseason since Roy won four straight from April 12-18, 2001...Stopped Johnny Gaudreau's penalty-shot attempt in Game 5 at Calgary on April 19, the first penalty shot by an opponent in Avalanche/Nordiques playoff history...Recorded his first career playoff shutout in Game 4 of the second round vs. San Jose on May 2...Became the fifth goaltender in Avalanche/Nordiques history to register a postseason shutout and the first since Craig Anderson in Game 3 of the 2010 Western Conference Quarterfinal against the Sharks...Made a playoff career-high 37 saves in Game 5 at San Jose on May 4.

2017-18: Appeared in 35 regular-season games for the Stanley Cup champion Washington Capitals, posting a 15-10-3 record while leading the team in goals-against average (2.35), save percentage (.923) and shutouts (3)...Led all NHL netminders in both goals-against average (1.93) and save percentage (.937) from Nov. 24 until the end of the season (min. 20 games)...Grubauer's .9245 combined Sv% over the last two seasons (2016-17 to 2017-18) ranked fourth in the NHL (min. 50 games), trailing only Antti Raanta (.927), Sergei Bobrovsky (.926) and John Gibson (.925)...Appeared in his 100th career NHL contest on April 1 at Pittsburgh. **PLAYOFFS:** Started Washington's first two games of the 2018 Stanley Cup Playoffs (0-1-0, 4.57 GAA)...Served as the backup for the remaining 22 postseason contests as the Capitals captured their first Stanley Cup in franchise history.

2016-17: Posted a 13-6-2 record with a 2.04 goals-against average, .926 save percentage and three shutouts in 24 games for the Capitals...Grubauer, who fell one game shy of the NHL's minimum for qualifying in GAA and Sv%, finished second among all goalies who appeared in at least 20 games in GAA and was fourth in Sv%...Stopped all 18 shots to record his first NHL shutout on Oct. 18 vs. Colorado (3-0). **PLAYOFFS:** Appeared in one postseason contest, playing 18:34

in relief of Braden Holtby in Game 2 of the second-round series vs. Pittsburgh (April 29).

2015-16: Fashioned a 2.32 goals-against average and .918 save percentage in 22 games for the Capitals...Grubauer's 2.32 GAA ranked second among all NHL rookie netminders behind only John Gibson (2.07)...His .918 Sv% tied for fourth among rookies.

2014-15: Spent the season with the Hershey Bears (AHL) while appearing in one contest with the Capitals...Picked up a 3-2 shootout win vs. Anaheim in his lone NHL game on Feb. 6...Posted a 27-17-5 record with six shutouts, a 2.30 goals-against average and a .921 save percentage in 49 games with the Bears...Tied for third in the AHL in wins and shutouts, while finishing seventh in games played and ninth in save percentage...Represented the Eastern Conference at the 2015 AHL All-Star Classic and won the top goaltender award at the skills competition. **PLAYOFFS:** Made his Stanley Cup Playoff debut, appearing in one game for the Capitals...Stopped 18 shots to earn his first career playoff win in his first post-season start on April 17 vs. NY Islanders (Game 2 of the first round)...Became the fifth rookie goaltender in Capitals history to pick up a win in his playoff debut, and was also the first German-born goaltender to start a playoff game.

2013-14: Split the season between Washington and Hershey...Earned his first career NHL win on Dec. 8 at Madison Square Garden, stopping 30 shots in a 4-1 victory over the Rangers.

2012-13: Split the 2012-13 campaign between Reading (ECHL) and Hershey (AHL) while also seeing his first NHL action with the Capitals...Made his NHL debut on Feb. 27 at Philadelphia, stopping all 14 shots in relief...Made first career NHL start on March 9 at NY Islanders, blocking 40 shots in a 5-2 loss...Named a starter in the ECHL All-Star Game after compiling a record of 19-5-1 with a 2.30 goals-against average and a .912 save percentage in 26 games with Reading.

2011-12: Was named to the ECHL All-Rookie Team during his first professional season with South Carolina...Finished third in the league in goals-against aver-

age (2.22), sixth in wins (23) and seventh in save percentage (.918)...Was named ECHL Goaltender of the Month in November and Rookie of the Month in January.

2010-11: Played in 38 games for the Kingston Frontenacs during his final season in the Ontario Hockey League...Went 22-13-3 with two shutouts and a .903 save percentage.

2009-10: Joined Windsor from Belleville in early January and backstopped the Spitfires to the OHL title (J. Ross Robertson Cup) and the Memorial Cup championship...Posted a 29-3-2 record in 37 combined regular season and postseason contests for Windsor...His 16 playoff victories led all OHL netminders...Won all four starts at the Memorial Cup, posting a 2.14 GAA and a .930 save percentage.

INTERNATIONAL

Represented Germany at the 2019 IIHF World Championship in Slovakia, posting a 1-2 record with a .920 save percentage...Also competed for his nation at the 2017 IIHF World Championship in Cologne/Paris and at the 2014 IIHF World Championship in Belarus...Was selected to Team Europe's roster for the 2016 World Cup of Hockey but did not appear in any games during the tournament... Represented his nation at the 2009 and 2011 IIHF World Junior Championship... In 2016-17, he participated in five games for Germany between the world championship and Olympic qualifiers, posting a 1.53 GAA and a .943 Sv%...Led Germany to the championship of the Division I Group A World Junior Championship in 2010, where he was named Germany's best player in the tournament.

PERSONAL

During the summer of 2018, Philipp spent his day with the Stanley Cup in his hometown of Rosenheim, Germany, where approximately 2,500 people attended the celebration which was held next to his childhood ice rink...Participates in the Avalanche's Break The Ice program, which teaches kids how to skate...Donated game tickets to local cancer patients and their families during the 2019-20 campaign, inviting the families to Ball Arena for morning skate and a tour of the Avalanche locker room.



STATISTICS

SEASON	CLUB	LGE	REGULAR SEASON								PLAYOFFS							
			GP	W	L	OT	MIN	GA	SO	GAA	Sv%	GP	W	L	OT	MIN	SO	GAA
2006-07	Rosenheim Jr.	Ger. Jr.	6	-	-	-	354	49	-	8.32	-	3	-	-	-	180	-	4.00
2007-08	Rosenheim Jr.	Ger. Jr.	23	-	-	-	1288	71	-	3.31	-	3	-	-	-	181	-	2.65
	Rosenheim	Ger-3	5	-	-	-	307	14	1	2.74	-	7	-	-	-	420	-	1.71
2008-09	Belleville	OHL	17	7	8	0	947	62	0	3.93	.888	1	0	0	-	56	0	4.26
	Germany	WJC	3	0	3	0	109	12	0	6.61	.838	-	-	-	-	-	-	-
2009-10	Belleville	OHL	31	10	14	5	1717	90	0	3.14	.913	-	-	-	-	-	-	-
	Windsor	OHL	19	13	1	2	1011	40	2	2.37	.906	18	16	2	-	1094	0	2.69
2010-11	Kingston	OHL	38	22	13	3	2239	135	2	3.62	.903	-	-	-	-	-	-	-
	Germany	WJC	4	0	4	0	176	13	0	4.44	.888	-	-	-	-	-	-	-
2011-12	South Carolina	ECHL	43	23	13	5	2536	94	0	2.22	.918	-	-	-	-	-	-	-
2012-13	Reading	ECHL	26	19	5	1	1542	59	0	2.30	.912	-	-	-	-	-	-	-
	Hershey	AHL	28	15	9	2	1624	61	2	2.25	.919	5	2	3	-	301	0	3.79
	Washington	NHL	2	0	1	0	84	5	0	3.57	.915	-	-	-	-	-	-	-
2013-14	Hershey	AHL	28	13	13	2	1685	73	3	2.60	.916	-	-	-	-	-	-	-
	Washington	NHL	17	6	5	5	883	35	0	2.38	.925	-	-	-	-	-	-	-
	Germany	WC	2	0	1	0	118	4	0	2.03	.922	-	-	-	-	-	-	-
2014-15	Hershey	AHL	49	27	17	5	2918	112	6	2.30	.921	7	2	4	-	394	0	3.35
	Washington	NHL	1	1	0	0	65	2	0	1.85	.920	1	1	0	-	60	0	3.00
2015-16	Washington	NHL	22	8	9	1	1111	43	0	2.32	.918	-	-	-	-	-	-	-
2016-17	Washington	NHL	24	13	6	2	1265	43	3	2.04	.926	1	0	0	-	19	0	6.32
	Germany	WC	2	0	1	0	124	5	0	2.42	.938	-	-	-	-	-	-	-
2017-18	Washington	NHL	35	15	10	3	1865	73	3	2.35	.923	2	0	1	-	105	0	4.57
2018-19	Colorado	NHL	37	18	9	5	2021	89	3	2.64	.917	12	7	5	-	732	1	2.30
	Germany	WC	3	1	2	0	-	-	0	2.86	.920	-	-	-	-	-	-	-
2019-20	Colorado	NHL	36	18	12	4	2058	90	2	2.63	.916	7	5	0	1	385	1	1.87
NHL TOTALS			174	79	52	20	9351	380	11	2.44	.920	23	13	6	1	1301	2	2.44

VS. NHL

	GP	MIN	W-L-O	SO	GAA	SV%		GP	MIN	W-L-O	SO	GAA	SV%		GP	MIN	W-L-O	SO	GAA	SV%
Anaheim	6	339	2-3-0	0	2.12	.914	Edmonton	3	143	2-1-0	0	3.36	.843	Pittsburgh	6	235	2-0-2	0	3.06	.897
Arizona	6	285	2-1-1	0	2.74	.914	Florida	9	505	3-3-2	0	2.85	.906	San Jose	6	329	3-1-1	2	1.82	.932
Boston	4	199	3-0-0	0	1.51	.950	Los Angeles	5	280	2-2-0	1	1.50	.951	St. Louis	7	424	2-3-2	0	3.25	.881
Buffalo	10	582	6-1-2	1	1.13	.957	Minnesota	5	297	3-2-0	0	2.63	.919	Tampa Bay	6	299	4-0-1	0	2.41	.924
Calgary	4	241	2-1-1	0	2.49	.923	Montreal	4	215	2-2-0	0	2.23	.918	Toronto	6	273	4-1-0	0	2.42	.921
Carolina	11	623	5-4-1	0	2.41	.933	Nashville	4	196	1-2-0	1	2.45	.918	Vancouver	4	210	2-0-1	0	3.14	.898
Chicago	6	319	2-2-1	0	2.63	.919	New Jersey	4	240	4-0-0	1	1.75	.933	Vegas	4	237	2-2-0	0	2.53	.927
Colorado	3	180	2-1-0	1	3.00	.889	NY Islanders	4	213	1-2-0	0	2.82	.922	Washington	3	177	1-1-1	0	3.05	.909
Columbus	6	300	1-3-1	0	3.00	.907	NY Rangers	9	462	4-3-1	1	1.95	.938	Winnipeg	4	243	2-2-0	0	3.70	.861
Dallas	10	480	2-3-2	0	2.25	.934	Ottawa	7	419	5-2-0	1	1.72	.945							
Detroit	1	59	1-0-0	1	0.00	1.000	Philadelphia	7	352	2-4-0	1	3.92	.869							



6

ERIK JOHNSON

DEFENSEMAN HEIGHT: 6-4 WEIGHT: 225 LBS. SHOOTS: RIGHT
BORN: MARCH 21, 1988 (BLOOMINGTON, MINNESOTA)

TRANSACTIONS: St. Louis' first choice (first round, first overall) in the 2006 NHL Entry Draft...Acquired by Colorado, along with Jay McClement and a first-round pick (Duncan Siemens) in the 2011 Entry Draft, in exchange for Kevin Shattenkirk, Chris Stewart and a second-round choice (Ty Rattie) in the 2011 Entry Draft, Feb. 18, 2011.

CAREER HIGHS

- Goals/Game:** 2, Dec. 13, 2014 vs. St. Louis
- Assists/Game:** 3 (7x), last: Oct. 6, 2018 vs. Philadelphia
- Points/Game:** 3 (7x), last: Oct. 6, 2018 vs. Philadelphia
- Point Streak:** 5 games (2x), last: Nov. 19-27, 2009
- Goal Streak:** 4 games, Dec. 20-27, 2014
- Assist Streak:** 4 games (2x), last: Dec. 13-19, 2011
- Shots/Game:** 9, March 24, 2016 vs. Philadelphia
- Ice Time/Game:** 30:48, Nov. 19, 2017 at Detroit
- Plus/Minus:** +4 (3x), last: Feb. 14, 2019 at Winnipeg
- Consec. Games:** 59, April 27, 2013 – Feb. 8, 2014
- Mult. Pt Games:** 51 total – 2 pts (44), 3 pts (7)
- Career Shootouts:** 0-3 (0.0%)
- Career Penalty Shots:** No attempts

2019-20 SEASON

Completed his 12th NHL season and 10th with the Avalanche... Was a career-best +9... Ranked first on the club in shorthanded ice time (3:01) and shifts-per-game (26.1)... Finished third on the team in hits (97) and blocked shots (115)... Appeared in his 524th game as a member of the Avalanche on Oct. 25 at Vegas, passing John-Michael Liles (523) for the second-most games played by a Colorado defenseman since the team relocated in 1995... He trails only Adam Foote (760)... Notched his 200th point with Colorado on Nov. 14 at Edmonton, becoming the sixth Avalanche defenseman to reach 200 points... Suffered a lower-body injury on Nov. 23 at Toronto, forcing him to miss 11 games from Nov. 27–Dec. 18... Placed on IR, Nov. 27 (retro to Nov. 23) and activated on Dec. 19... Passed Peter Forsberg (544) for the eighth-most games in Colorado history (since 1995-96) on Jan. 4 at New Jersey... Recorded his 300th NHL point on Feb. 29 at Nashville, becoming the first defenseman from the 2006 draft and the 37th U.S.-born defenseman in NHL history to reach that milestone. **PLAYOFFS:** Finished with two points (0g/2a) in nine games... Recorded a game-high eight shots in the series opener against Arizona on Aug. 12, the most shots by an Avalanche defenseman in the postseason since Rob Blake had nine on May 11, 2006 vs. Anaheim... Missed the last six games of the postseason (unfit to play).

CAREER

2018-19: Tied his career high with 80 games played... Finished second on the Avalanche in average ice time (21:48) and led the club in both even-strength ice time (18:22) and shifts-per-game (27.0)... Ranked second on the team in blocked shots (143) and third in hits (124)... Finished tied for second among Avs defensemen in goals (7) and ranked third in both points (25) and assists (18)... Posted a +8 plus/minus rating, tied for sixth on the team... Matched his career high with three assists on Oct. 6 vs. Philadelphia... Picked up his 200th NHL assist on Dec. 15 vs. Dallas... Tied his career high with a +4 rating on Nov. 28 vs. Pittsburgh and again on Feb. 14 at Winnipeg... Left the Jan. 19th contest in the first period due to injury, forcing him to miss two games (Jan. 21-23)... Appeared in his 700th NHL game on March 1 at San Jose... Became the first defenseman from the 2006 draft class to reach 700 games and the 47th U.S.-born defenseman to hit the 700 mark... Dressed in his 500th game as a member of the Avalanche on March 7 at Dallas, joining Adam Foote (760) and John-Michael Liles (523) as the only defensemen to play 500 games with Colorado... Tallied a goal on his 31st birthday, March 21 at Dallas... Scored his sixth career overtime goal (his third with the Avalanche) on April 4 vs. Winnipeg, clinching a playoff berth for the Avs... Johnson's three OT winners with Colorado rank second among defensemen in franchise history, one behind Tyson Barrie (4). **PLAYOFFS:** Appeared in all 12 playoff contests, tallying three points (2g/1a)... Had seven shots in Game 2 of the first-round series at Calgary on April 13, the most by an Avalanche defenseman in a playoff game since Rob Blake had nine on May 11, 2006 vs. Anaheim... Recorded his first career playoff multi-point effort (1g/1a) in Game 3 vs. Calgary on April 15.

2017-18: Averaged a career-high 25:26 of ice time, tops on the club and seventh in the NHL... Was the highest average time-on-ice by an Avalanche player since 2002-03, when Rob Blake logged 26:21 and Adam Foote 25:42... Led the NHL in shifts-per-game (30.7), the first Colorado player to lead the league in that category since Brett Clark in 2007-08 (31.3)... Finished second in the league in shorthanded time-on-ice per game (3:40), trailing only Ron Hainsey (3:59)... Helped the Avalanche's penalty kill finish fourth in the NHL and set a league record for the fewest power-play goals allowed on home ice with 10... Finished tied for ninth in the NHL in even-strength ice time at 20:00 per game, the highest even-strength average by a Colorado player since the statistic was first recorded in 1998-99... Matched his career high with three game-winning goals, which tied for second on the team... Ranked second on the club in blocked shots (135)... Began the season by posting a "plus" rating in each of his first five games, joining Cory Sarich (2013-14) as the only players in Avalanche history to open a season with five straight plus outings... Averaged 27:08 of ice time in November, the highest number by an Avs player in a single month since January 2003 (Blake, 27:20)... Logged a career-high 30:48 of ice time on Nov. 19 at Detroit, the most minutes by an Avalanche skater since Scott Hannan played 32:33 on April 7, 2009 at San Jose... Appeared in his 600th NHL game on Dec. 3 against Dallas, becoming the first defenseman from the 2006 draft class to play 600 games... Skated in his 400th game as a member of the Avalanche on Dec. 9 at Florida, joining Foote (760) and John-Michael Liles (523) as the only defensemen to play 400 regular-season contests in an Avs sweater (Tyson Barrie joined this group later in the year)... Served a two-game suspension, Dec. 18-21, for boarding on Dec. 16 vs. Tampa Bay... Scored his fifth career overtime goal on Jan. 2 vs. Winnipeg, his second with Colorado... Left the game on Feb. 18 vs. Edmonton due to an upper-body injury, forcing him to miss 13 contests from Feb. 20–March 16... Was placed on IR, Feb. 19 (retroactive to Feb. 18) and activated on March 18... Missed the final five games of the regular season due to a knee injury, March 30–April 7. **PLAYOFFS:** Missed the playoffs due to a knee injury he suffered near the end of the regular season.

2016-17: Ranked third among Colorado defensemen with 17 points (2g/15a) despite playing just 46 games... Missed 36 games due to a broken leg he suffered after blocking a shot on Dec. 3 vs. Dallas... Was placed on Injured Reserve, Dec. 6, and activated on Feb. 25... Was tied for first among Avalanche defensemen in scoring at the time of the injury with 11 points (1g/10a)... Finished second on the team in blocked shots for the year with 98... Scored his fourth career overtime goal on April 4 vs. Chicago, his first as a member of the Avalanche.

2015-16: Finished second among Colorado defensemen in goals (11) and ranked third in points (27)...Shared the team lead with two short-handed goals, the first Avalanche defenseman to tally two SHG in a season since Karlis Skrastins in 2005-06...Ranked second on the club in blocked shots (197) and ice time (23:26)...Opened the year by scoring in each of the first two games, Oct. 8-10, the first Avs defenseman to score a goal in each of his first two games of a season since Aaron Miller in 1996-97...Recorded his 200th NHL point on Nov. 12 at Boston...Left the Jan. 4th contest due to a lower-body injury, forcing him to miss nine games...Was placed on IR, Jan. 13 (retro to Jan. 4) and activated on Jan. 23...Played in his 500th NHL game on Feb. 2 vs. Chicago, becoming the first defenseman from the 2006 draft class to reach 500 contests...Set a career high with nine shots on March 24 vs. Philadelphia, the most by an Avalanche defenseman in a single game since Rob Blake had nine on March 12, 2004 at Phoenix.

2014-15: Missed the final 34 games of the season due to a knee injury...Was selected to his first NHL All-Star Game but did not participate in the contest because of the injury...Johnson was the first Avalanche defenseman to be selected to the All-Star Game since Rob Blake in 2003-04...Set a career high with 12 goals, tied for first among Colorado defensemen...Johnson's 12 goals were tied for first among all NHL blueliners at the time of his injury...Led the Avalanche in average ice time at 24:25 per game...Finished second among team defensemen

in scoring with 23 points (12g/11a)...Logged 30:25 of ice time on Nov. 15 at New Jersey, the first Avs skater to play over 30 minutes in a game since Kyle Quincey (30:18) on Jan. 11, 2010 at Calgary (shootout win)...Did not dress on Nov. 26 vs. Chicago due to injury (neck)...Led the team with six goals in December, the most by an Avs defenseman in a single month since Blake had seven in March of 2003...Recorded a career-high four-game goal streak from Dec. 20-27, the first Avs defenseman to score in four consecutive games since Sandis Ozolinsh from Nov 13-20, 1996...Tallied his first career two-goal game on Dec. 13 vs. St. Louis.

2013-14: Led all Colorado defensemen with 39 points, tying his career high set in 2009-10 with St. Louis...Also led all Avs defensemen with a career-high 30 assists...Finished third among team blueliners in goals (9)...Led the club in ice time at 23:00 per game...Was second on the team in blocked shots (130)... Appeared in a career-high 80 games...Left with a back injury on Jan. 14 at Chicago but did not miss any contests...Was suspended two games by the NHL for a slashing penalty on Feb. 8 at NY Islanders...Served the two-game suspension from Feb. 26-28...Tied his career high with three assists on Feb. 1 vs. Buffalo and March 4 at Chicago...Received a match penalty on March 14 vs. Anaheim... Appeared in his 400th career game on March 27 vs. Vancouver, becoming the first defenseman from the 2006 draft class to reach 400 contests (13th player overall). PLAYOFFS: Appeared in all seven postseason games and led Colorado in ice time

STATISTICS

SEASON	TEAM	LEAGUE	REGULAR SEASON										PLAYOFFS				
			GP	G	A	PTS	PIM	+/-	PP	SH	GW	GP	G	A	PTS	PIM	
2012-13	Kimball Union	USHS	30	16	19	35	-	-	-	-	-	-	-	-	-	-	-
2003-04	Holy Angels	USHS	31	13	21	34	-	-	-	-	-	-	-	-	-	-	
2004-05	U.S. Nat'l U-17	NTPD	26	5	9	14	14	-	-	-	-	-	-	-	-	-	
	U.S. Nat'l U-17	NAHL	31	6	6	12	12	-	-	-	-	-	-	-	-	-	
2005-06	U.S. Nat'l U-18	NTDP	36	12	22	34	78	-	-	-	-	-	-	-	-	-	
	U.S. Nat'l U-18	NAHL	11	4	11	15	10	-	-	-	-	-	-	-	-	-	
	United States	WJC	7	1	3	4	18	-	-	-	-	-	-	-	-	-	
2006-07	U. of Minnesota	WCHA	41	4	20	24	50	-	-	-	-	-	-	-	-	-	
	United States	WJC	7	4	6	10	16	-	-	-	-	-	-	-	-	-	
	United States	WC	7	0	2	2	4	-	-	-	-	-	-	-	-	-	
2007-08	St. Louis	NHL	69	5	28	33	28	-9	4	0	3	-	-	-	-	-	
	Peoria	AHL	1	0	0	0	2	-	-	-	-	-	-	-	-	-	
2008-09																	
2009-10	St. Louis	NHL	79	10	29	39	79	+1	6	0	2	-	-	-	-	-	
	United States	Olympics	6	1	0	1	4	-	-	-	-	-	-	-	-	-	
2010-11	St. Louis	NHL	55	5	14	19	37	-8	1	1	2	-	-	-	-	-	
	Colorado	NHL	22	3	7	10	19	-5	2	0	0	-	-	-	-	-	
2011-12	Colorado	NHL	73	4	22	26	26	-7	1	0	1	-	-	-	-	-	
2012-13	Colorado	NHL	31	0	4	4	18	-3	0	0	0	-	-	-	-	-	
	United States	WC	10	2	2	4	20	-	-	-	-	-	-	-	-	-	
2013-14	Colorado	NHL	80	9	30	39	61	+5	2	0	2	7	1	1	2	2	
2014-15	Colorado	NHL	47	12	11	23	33	+2	3	0	2	-	-	-	-	-	
2015-16	Colorado	NHL	73	11	16	27	50	-19	3	2	0	-	-	-	-	-	
2016-17	Colorado	NHL	46	2	15	17	9	-6	0	0	1	-	-	-	-	-	
	United States	W-Cup	2	0	0	0	2	-	-	-	-	-	-	-	-	-	
2017-18	Colorado	NHL	62	9	16	25	58	+3	0	0	3	-	-	-	-	-	
2018-19	Colorado	NHL	80	7	18	25	38	+8	0	0	1	12	2	1	3	4	
2019-20	Colorado	NHL	59	3	13	16	20	+9	0	0	1	9	0	2	2	0	
NHL TOTALS			776	80	223	303	476	-29	22	3	18	28	3	4	7	6	

VS. NHL

	GP	G	A	PTS	PIM		GP	G	A	PTS	PIM		GP	G	A	PTS	PIM
Anaheim	33	0	11	11	30	Edmonton	36	3	15	18	20	Pittsburgh	15	3	5	8	6
Arizona	32	2	8	10	25	Florida	17	1	1	2	2	San Jose	35	4	10	14	24
Boston	16	0	2	2	8	Los Angeles	31	3	8	11	14	St. Louis	32	5	3	8	19
Buffalo	15	2	8	10	2	Minnesota	44	1	8	9	47	Tampa Bay	15	2	2	4	21
Calgary	32	3	8	11	8	Montreal	13	1	5	6	2	Toronto	16	2	10	12	0
Carolina	17	2	2	4	11	Nashville	41	1	9	10	37	Vancouver	33	6	7	13	20
Chicago	42	5	20	25	22	New Jersey	13	1	3	4	9	Vegas	8	1	0	1	4
Colorado	9	1	3	4	2	NY Islanders	15	3	5	8	8	Washington	17	3	4	7	8
Columbus	33	4	17	21	37	NY Rangers	16	2	4	6	12	Winnipeg	33	4	11	15	14
Dallas	47	7	11	18	42	Ottawa	18	1	6	7	6						
Detroit	37	7	10	17	14	Philadelphia	15	0	7	7	2						

with an average of 26:01 per contest. ... Logged a team-high 30:22 of ice time and had an assist in his Stanley Cup Playoff debut on April 17 vs. Minnesota. ... Scored his first career playoff goal in Game 7 vs. Minnesota on April 30.

2012-13: Ranked fourth on the Avalanche in ice time (20:45). ... Appeared in his 300th NHL contest on Jan. 22 vs. Los Angeles. ... Missed 11 games due to a head injury, Feb. 14 to March 6. ... Placed on IR, Feb. 22 (retroactive to Feb. 11) and activated on March 7. ... Recorded a career-high eight hits on March 23 at Dallas. ... Left in the first period on April 11 at Los Angeles due to a wrist injury, forcing him to sit out six games from April 13-26.

2011-12: Led all Colorado defensemen in scoring with 26 points (4g/22a) in 73 games. ... Missed five contests due to a groin injury, Nov. 23 to Dec. 2. ... Placed on IR, Nov. 26 (retroactive to Nov. 21) and activated on Dec. 4. ... Had an assist in four straight games, Dec. 13-19, equaling the longest assist streak of his NHL career. ... Did not dress on Jan. 10 vs. Nashville due to a hand injury. ... Left in the first period on Feb. 22 vs. Los Angeles due to back spasms but returned the next game. ... Missed three contests because of a back injury, March 20-24. ... Recorded his 100th career assist on March 30 at Calgary.

2010-11: Was acquired by Colorado on Feb. 18 and went on to appear in 22 games for the Avalanche, collecting 10 points (3g/7a). ... Led the Avalanche in ice time in 20 of his 22 games after joining the team, averaging 24:33 per night. ... Appeared in 77 combined games with Colorado and St. Louis, notching 29 points (8g/21a). ... Made his Avalanche debut on Feb. 19 at San Jose. ... Tied his personal high with three points (0g/3a) on March 24 vs. Toronto. ... Scored his third career overtime goal on Oct. 23 vs. Pittsburgh. ... Tallied his first career short-handed goal on Dec. 31 vs. Phoenix.

2009-10: Led all Blues defensemen with 39 points, 10 goals, 29 assists, 186 shots, six power-play goals and 79 games played. ... Johnson's 10 goals and 39 points were the most by a St. Louis defenseman since Chris Pronger in 2003-04 (14 goals, 54 points). ... Scored 17 seconds into overtime on Nov. 19 vs. Phoenix, the quickest OT goal by a Blues player since Al MacInnis scored 15 seconds into overtime on Oct. 28, 2000. ... Matched a career best with points in five straight games from Nov. 19 to Nov. 27. ... Appeared in his 100th NHL game on Dec. 15 vs. Calgary. ... Scored his second OT goal of the year on April 5 vs. Columbus.

2008-09: Missed the entire season after suffering an off-ice knee injury on Sept. 16. ... Underwent surgery on Nov. 20.

2007-08: Led all Blues defensemen with 33 points (5g/28a) in 69 games during his first NHL season. ... Ranked second among NHL rookie defensemen in both assists and points (tied). ... Represented the Western Conference at the 2008 NHL Young Guns Game. ... Made his NHL debut on Oct. 4 at Phoenix, recording his first career point (assist). ... Scored his first career goal, the game-winner, on Oct. 6 at Los Angeles. ... Missed 10 games due to injury.

2006-07: Was named to the WCHA All-Rookie Team as a freshman at the University of Minnesota. ... Tallied 24 points (4g/20a) in 41 games, tops among all WHCA rookie blueliners.

2005-06: Collected 49 points (16g/33a) and 88 penalty minutes with the U.S. National Under-18 team.

2004-05: Had 26 points (11g/15a) in 57 games for the U.S. National Under-17 team.

INTERNATIONAL

Represented Team USA at the 2016 World Cup of Hockey in Toronto, appearing in two games (0g/0a). ... Helped the United States capture the silver medal at the 2010 Winter Olympics in Vancouver. ... Appeared in all six games at the Olympics, tallying one goal with a +3 plus/minus rating. ... Helped Team USA win the bronze medal at the 2013 IIHF World Championship in Stockholm and Helsinki. ... Appeared in all 10 games for the Americans, recording two goals and two assists. ... Appeared in seven games for his country at the 2007 IIHF World Championship in Russia, collecting a pair of assists. ... Also represented the United States at the 2007 IIHF World Junior Championship in Sweden, where he was named the tournament's "Best Defenseman". ... Led Team USA and tied for the tournament lead with 10 points (4g/6a) in seven games as the Americans captured the bronze medal. ... Was only the second U.S. player in tournament history to win best defenseman honors. ... Dressed in seven games for Team USA at the 2006 IIHF World Junior Championship, notching four points (1g/3a). ... Won a gold medal for the second consecutive year for the U.S. at the 2006 IIHF World Under-18 Championship, collecting 10 points (4g/6a). ... Also won gold for Team USA at the 2005 World Under-18 Championship. ... Represented the United States at the 2005 Four Nations Cup (1g/3a).

PERSONAL

Is actively involved in horse racing and has ownership in several thoroughbreds. ... Was just the fifth U.S.-born player to be selected first overall in the NHL Entry Draft (now seven). ... He and Bryan Berard (1995) are the only U.S.-born defensemen ever drafted first overall. ... Erik was the only defenseman in a span of 17 drafts (1997-2013) to be taken No. 1 overall. ... Was the first player in St. Louis Blues history to be drafted first overall. ... Nickname is "EJ". ... Volunteered his time at a telethon to benefit Hurricane Harvey victims on Aug. 29, 2017 in Denver. ... Hosted a sled hockey clinic in conjunction with the National Sports Center for the Disabled in February of 2012 at Pepsi Center. ... Made a visit to Father Woody's homeless shelter during Thanksgiving week of 2011. ... As a member of the Blues, Erik would donate a suite for every home game to charity or military personnel as part of his "EJ's Juniors" program. ... Erik's great uncle, Ken Yackel Sr., was an All-American hockey player at the University of Minnesota and played for the United States Olympic Team at the 1952 Winter Olympics.



17 TYSON JOST

CENTER HEIGHT: 5-11 WEIGHT: 187 LBS. SHOOTS: LEFT
BORN: MARCH 14, 1998 (ST. ALBERT, ALBERTA)

TRANSACTIONS: Colorado's first selection (first round, 10th overall) in the 2016 NHL Draft.

CAREER HIGHS

Goals/Game: 3, Oct. 19, 2019 at Tampa Bay
Assists/Game: 2 (5x), last: March 4, 2020 vs. Anaheim
Points/Game: 3 (2x), last: Oct. 19, 2019 at Tampa Bay
Point Streak: 3 games (4x), last: Feb. 26-29, 2020
Goal Streak: 2 games (4x), last: Feb. 18-20, 2019
Assist Streak: 2 games (5x), last: Jan. 18-20, 2020
Shots/Game: 6, Dec. 31, 2017 vs. NY Islanders
Ice Time/Game: 20:47, Feb. 22, 2020 at Los Angeles
Plus/Minus: +3, Feb. 20, 2019 vs. Winnipeg
Consec. GP: 49 games, Jan. 20, 2018 - Oct. 26, 2018
Mult. Pt. Games: 11 total – 2 pts (9), 3 pts (2)
Career Shootouts: 0-1 (0.0%)
Career Penalty Shots: No attempts

2019-20 SEASON

Tied his career high with 15 assists... Finished tied for seventh on the Avalanche in plus/minus rating (+11)... Tallied his first career hat trick on Oct. 19 at Tampa Bay... Missed three games due to an upper-body injury, Nov. 16-21... Had a three-game point streak, Feb. 26-29, tying his career long... Had an assist, a team-high five shots and was +1 in his 200th NHL game on Feb. 26 vs. Buffalo... Skated in a career-high 20:47 on Feb. 22 at Los Angeles. **PLAYOFFS:** Tallied one point (1g/0a) in 12 postseason outings.

CAREER

2018-19: Recorded 26 points (11g/15a) in 70 games, surpassing his rookie season point total (22) from 2017-18... Finished tied for fourth on the Avalanche in game-winning goals (3)... Also appeared in eight games for the Colorado Eagles (AHL), tallying five points (4g/1a)... Suffered a head injury on Oct. 26 vs. Ottawa, forcing him to miss four games from Oct. 27–Nov. 7... Placed on IR, Oct. 31 (retroactive to Oct. 26) and activated on Nov. 9... Skated in his 100th NHL game on Dec. 15 vs. Dallas... Matched his career high with two goals on Jan. 2 vs. San Jose... Was reassigned to the Eagles on Jan. 17 and recalled by the Avalanche on Feb. 11... Recorded his first career three-point game (1g/2a) on Feb. 20 vs. Winnipeg. **PLAYOFFS:** Tallied four points (3g/1a) while appearing in all 12 postseason games for the Avalanche... Scored his first career playoff goal in Game 5 of the second round series at San Jose on May 4... Went on to score in each of

the final three games of the Sharks series, his longest career goal streak (regular season or playoffs)... His three goals tied Nathan MacKinnon for the most on the team during the second round.

2017-18: Finished his rookie campaign with 22 points (12g/10a) in 65 games... Scored nine of his 12 goals from Feb. 6 until the end of the year (31 games), the fourth-highest total on the club during that span... Finished seventh among NHL rookies in power-play goals (5)... Began the year with the Avalanche before being reassigned to San Antonio (AHL) on Nov. 16... Was recalled by Colorado on Nov. 26 after appearing in five contests with the Rampage (1g/1a)... Recorded his first NHL assist on Oct. 7 at New Jersey... Missed two games, Oct. 13-14, due to a leg injury he suffered on Oct. 11 vs. Boston... Suffered a lower-body injury on Oct. 19 vs. St. Louis, forcing him to miss eight games from Oct. 24 to Nov. 11... Was placed on IR, Oct. 22 (retroactive to Oct. 19) and activated on Nov. 15... Did not dress on Jan. 18 vs. San Jose due to a leg injury... Finished second on the team with four goals in the month of February... Recorded his first career multi-goal game on April 1 at Anaheim. **PLAYOFFS:** Skated in all six postseason contests for the Avalanche, tallying one assist (0g/1a)... Made his Stanley Cup Playoff debut in Game 1 of the first-round series at Nashville on April 12... Recorded his first career playoff point with an assist in Game 4 vs. Nashville on April 18.

2016-17: Played his freshman season at the University of North Dakota before joining the Avalanche at the end of the year... Tallied 35 points (16g/19a) in 33 games with North Dakota en route to being named to the NCHC All-Rookie Team... Finished second on the Fighting Hawks in points, goals (tied) and assists, and shared the club lead with five power-play goals... His 35 points ranked third among all NCHC freshmen... Set a UND single-season record by winning 60.1 percent of his faceoffs... At the conclusion of North Dakota's season, Jost signed a three-year, entry-level contract with the Avalanche on March 29... Made his NHL debut on March 31 vs. St. Louis and went on to appear in each of Colorado's final six games... Scored his first NHL goal on April 6 vs. Minnesota.

2015-16: Was named the British Columbia Hockey League Most Valuable Player (Vern Dye Memorial Trophy) after tallying 104 points (42g/62a) in 48 games for the Penticton Vees... His 62 assists led the BCHL, while his 104 points ranked third... Jost's 2.17 points-per-game average was the highest in the league... Named to the BCHL First All-Star Team... Earned the RBC Canadian Junior Hockey League National Player of the Year honor while also picking up CJHL MVP, Top Forward, Top Prospect and West All-Star Team awards... In addition to leading Penticton in assists, Jost finished second on the Vees in points, goals and game-winning tallies (7)... Added 14 points (6g/8a) in 11 playoff games, finishing third on the club in postseason scoring.

2014-15: Helped Penticton capture the Fred Page Cup as BCHL champions... Recorded 45 points (23g/22a) in 46 games during the regular season and added 14 points—including a team-high 10 goals—in 21 postseason contests... Was named to the BCHL All-Rookie Team.

2013-14: Led the British Columbia Major Midget League with 88 points (44g/44a) in 36 games with the Okanagan Rockets... Helped the Rockets win the league championship... His 44 goals set a new BCMML record and he was named to the BCMML All-Star Team... Earned a bronze medal with Okanagan at the TELUS Cup... Won a silver medal and was named to the All-Star Team with Team British Columbia at the Western Canada Challenge Cup... Also appeared in three games for the Penticton Vees.

Other: Moved from his home in St. Albert, Alberta, to attend the Pursuit of Excellence school in Kelowna, B.C., at the age of 13... Recorded 86 points (39g/47a) in 43 games during his first year at the school in 2011-12 before registering 109 points (56g/53a) in his second season in 2012-13... Joined Kyle Turris (No. 3 overall, 2007) as the only top 10 NHL draft picks in BCHL history... Was only the second North Dakota forward ever to be drafted in the top 10 (Jonathan Toews, No. 3 overall, 2006).

INTERNATIONAL

Won a silver medal with Canada at the 2019 IIHF World Championship in Slovakia...Also played for his country at the 2018 IIHF World Championship, tallying six points (4g/2a) in nine games, with his four goals finishing tied for third on the squad...Helped Canada to a silver medal at the 2017 IIHF World Junior Championship in Montreal/Toronto...Captained Team Canada at the 2016 IIHF Under-18 World Championship in North Dakota, where he led the entire tournament in scoring with 15 points (6g/9a) in seven games...His 15 points established a Canadian record at that event, surpassing the previous mark set by Connor McDavid (14) in 2013...Was selected as the tournament's "Best Forward" and named to the All-Star Team...Was the first player to take part in all four of Hockey Canada's major men's events (World Under-17 Hockey Challenge, World Junior A Challenge, RBC Cup, TELUS Cup)...Helped Canada's Under-18 team capture the gold medal

at the 2015 Ivan Hlinka tournament...Also won gold as Canada's captain at the 2015 World Junior A Challenge, where he earned MVP honors after leading the WJAC in points (9) and assists (6)...Played for Canada White at the World Under-17 Hockey Challenge and with Canada West at the 2014 WJAC.

PERSONAL

Last name is pronounced JOH-st...As part of the Avalanche's Hockey Fights Cancer campaign, Tyson co-hosted a clinic for pediatric cancer patients from Rocky Mountain Children's Health Foundation at Pepsi Center on Oct. 20, 2017...Spent an afternoon at Sunrise Elementary school in Aurora as part of the NHL Future Goals program (Oct. 30, 2018).

STATISTICS

SEASON	TEAM	LEAGUE	REGULAR SEASON								PLAYOFFS					
			GP	G	A	PTS	PIM	+/-	PP	SH	GW	GP	G	A	PTS	PIM
2013-14	Okanagan	BCMML	36	44	44	88	65	-	-	-	-	7	9	9	18	14
	Penticton	BCHL	3	0	0	0	0	-	-	-	-	-	-	-	-	-
2014-15	Penticton	BCHL	46	23	22	45	16	-	-	-	-	21	10	4	14	6
2015-16	Penticton	BCHL	48	42	62	104	43	-	-	-	-	11	6	8	14	4
2016-17	North Dakota	NCHC	33	16	19	35	44	-	-	-	-	-	-	-	-	-
	Colorado	NHL	6	1	0	1	0	-5	0	0	0	-	-	-	-	-
	Canada	WJC	7	1	3	4	6	-	-	-	-	-	-	-	-	-
2017-18	Colorado	NHL	65	12	10	22	26	-10	5	0	1	6	0	1	1	0
	San Antonio	AHL	5	1	1	2	0	-	-	-	-	-	-	-	-	-
	Canada	WC	9	4	2	6	4	-	-	-	-	-	-	-	-	-
2018-19	Colorado	NHL	70	11	15	26	14	-2	4	0	3	12	3	1	4	0
	Colorado	AHL	8	4	1	5	2	-	-	-	-	-	-	-	-	-
	Canada	WC	8	0	2	2	0	-	-	-	-	-	-	-	-	-
2019-20	Colorado	NHL	67	8	15	23	22	+11	1	0	0	12	1	0	1	8
NHL TOTALS			208	32	40	72	62	-6	10	0	4	30	4	2	6	8

VS. NHL

	GP	G	A	PTS	PIM		GP	G	A	PTS	PIM		GP	G	A	PTS	PIM
Anaheim	8	2	3	5	0	Edmonton	8	1	2	3	4	Pittsburgh	6	0	1	1	2
Arizona	8	2	1	3	4	Florida	6	1	1	2	0	San Jose	7	4	1	5	0
Boston	5	2	0	2	0	Los Angeles	8	0	2	2	0	St. Louis	15	0	3	3	2
Buffalo	6	2	1	3	0	Minnesota	10	4	1	5	10	Tampa Bay	6	3	0	3	4
Calgary	6	0	1	1	0	Montreal	5	0	0	0	0	Toronto	6	0	1	1	0
Carolina	5	2	0	2	0	Nashville	7	1	2	3	0	Vancouver	5	1	1	2	0
Chicago	13	2	2	4	8	New Jersey	6	0	1	1	2	Vegas	7	1	1	2	6
Colorado	-	-	-	-	-	NY Islanders	4	0	0	0	2	Washington	4	1	2	3	2
Columbus	5	0	3	3	4	NY Rangers	6	1	2	3	4	Winnipeg	11	2	4	6	4
Dallas	11	0	2	2	2	Ottawa	4	0	1	1	0						
Detroit	5	0	1	1	2	Philadelphia	5	0	0	0	0						



91 NAZEM KADRI

CENTER HEIGHT: 6-0 WEIGHT: 192 LBS. SHOOTS: LEFT
BORN: OCTOBER 6, 1990 (LONDON, ONTARIO)

TRANSACTIONS: Toronto's first selection (first round, seventh overall) in the 2009 NHL Entry Draft...Acquired by Colorado, along with Calle Rosen and a third-round selection in the 2020 NHL Draft, in exchange for Tyson Barrie, Alexander Kerfoot and a sixth-round pick in the 2020 NHL Draft (Joe Miller), July 1, 2019.

CAREER HIGHS

Goals/Game: 3 (5x), last: Jan. 23, 2019 vs. Washington
Assists/Game: 3 (3x), last: Dec. 18, 2018 at New Jersey
Points/Game: 5, Feb. 14, 2018 vs. Columbus
Point Streak: 9 games, Nov. 6-24, 2017
Goal Streak: 4 games, Feb. 28-March 7, 2013
Assist Streak: 4 games (4x), last: Nov. 7-14, 2019
Shots/Game: 12, Feb. 10, 2019 at NY Rangers
Ice Time/Game: 24:03, Jan. 19, 2015 vs. Carolina
Plus/Minus: +5, Jan. 23, 2019 vs. Washington
Consec. GP: 120 games, Oct. 12, 2016 - Dec. 28, 2017
Mult. Pt. Games: 86 total - 2 pts (72), 3 pts (10), 4 pts (3), 5 pts (1)
Career Shootouts: 5-25 (20.0%), 4 GDG
Career Penalty Shots: No attempts
Career OT goals: 4, last: Dec. 29, 2016 at Tampa Bay

2019-20 SEASON

Finished tied for fourth on the Avalanche with 19 goals despite playing just 51 games...Led Colorado and ranked ninth in the NHL in faceoff percentage (56.8%)...Recorded three points (1g/2a) in the first period on Oct. 14 at Washington, his most points ever in a single period...Was the first Avalanche player to have three points in the opening period of a game since Nov. 14, 2015 (Mikhail Grigorenko at Montreal)...Notched his 200th career assist on Nov. 1 vs. Dallas...Matched his career high with a four-game assist streak, Nov. 7-14...Missed three games due to a lower body injury, Dec. 5-9...Skated in his 600th NHL game on Jan. 4 at New Jersey...Suffered a lower-body injury on Feb. 9 at Minnesota, forcing him to miss the final 16 games of the regular season...Was placed on IR, Feb. 11 (retroactive to Feb. 9)...Ranked second on the team in goals (19) at the time of his injury. **PLAYOFFS:** Finished first in the NHL in both game-winning goals (5) and power-play markers (6)...Kadri's five game winners were the second-most in Avalanche postseason history (Joe Sakic, 6, 1996)...His six man advantage tallies were tied for second in franchise history for most in a playoff year (7, Michel Goulet, 1985; 6, Joe Sakic, 1996)...Finished tied for first on the team in goals (9) and ranked third in points (18)...Began the postseason with a five-game point

streak (2g/4a) and established new playoff career bests in goals (9), assists (9) and points (18)...Scored the winning goal with 0.1 seconds left in regulation in the Avalanche's 2-1 victory over St. Louis in the round robin on Aug. 2, marking just the second go-ahead goal at 19:59 of the third period in postseason history, joining Jussi Jokinen in Game 4 of the 2009 Conference Quarterfinals vs. New Jersey...Jokinen's goal came with 0.2 left and thus unofficially Kadri's marker is the "latest" regulation winner in playoff history...Scored four power-play goals in Colorado's first-round series vs. Arizona, matching the franchise record for most man-advantage tallies in a playoff series...Set a playoff career high with three points (2g/1a) in Game 4 at Arizona, which included his first playoff multi-goal effort...Both of his goals came on the power play in the first period, tying the franchise playoff record for PPG in a single frame...Notched two goals in Games 3 and 4 vs. Arizona, the sixth player in franchise history to register a multi-goal performance in consecutive playoff games.

CAREER

2018-19: Appeared in 73 games during his 10th season with the Maple Leafs, registering 44 points (16g/28a)...Finished tied for fifth on the team in points and tied for third in power-play tallies (4)...Skated in his 500th NHL game on Oct. 29 vs. Calgary...Matched his career high with three assists on Dec. 18 at New Jersey...Tallied his fifth career hat trick and was a personal-best +5 on Jan. 23 vs. Washington...Recorded a career-high 12 shots on Feb. 10 at NY Rangers, the most by a Maple Leaf since Phil Kessel had 12 on Nov. 23, 2009 vs. NY Islanders. **PLAYOFFS:** Notched two points (1g/1a) in two postseason contests for Toronto...Was suspended for the remainder of the first round for a cross check during Game 2 at Boston on April 13.

2017-18: Scored 32 goals for the second straight season, matching his career high and finishing third on the team...Kadri and Auston Matthews, who also scored 30+ goals in each of those years, were the first Maple Leafs to record back-to-back 30-goal campaigns since Phil Kessel in 2010-11 and 2011-12...Led Toronto with 12 power-play tallies...Established a new career-long point streak of nine games from Nov. 6-24...Scored his fourth career hat trick and set a career high with five points on Feb. 14 vs. Columbus...Recorded his 300th NHL point with an assist on Feb. 22 vs. NY Islanders...Played in his 400th NHL game on March 25 at Buffalo. **PLAYOFFS:** Had two points (0g/2a) in four postseason contests...Was suspended three contests (Games 2-4) for boarding in Game 1 of the first round series against Boston on April 12.

2016-17: Set a career high with 32 goals, second most on the Leafs, and also established a personal best with 61 points, tied for third on the team...Appeared in all 82 games...Led Toronto with 12 power-play goals, tied for eighth in the league...Scored his 100th NHL goal on Jan. 23 vs. Calgary and notched his 100th NHL assist on Dec. 27 at NY Islanders...Named the NHL's Second Star of the Week for the period ending Feb. 19. **PLAYOFFS:** Registered two points (1g/1a) in six playoff contests.

2015-16: Led the Maple Leafs in points (45), assists (28), power-play points (14), shots-on-goal (260) and penalty minutes (73)...Ranked third on the club in goals (17)...Dressed in his 300th NHL game on Feb. 4 vs. New Jersey.

2014-15: Finished fourth on the Leafs in goals (18) and points (39)...Played in his 200th NHL game on Nov. 29 vs. Washington...Tallied his first career short-handed goal on Dec. 4 vs. New Jersey.

2013-14: Ranked third on the Maple Leafs in points (50), which included a career-high 30 assists...Surpassed the 20-goal plateau for the first time in his career, placing him fourth on the team...Was third on the club in power-play goals (7)...Played in his 100th NHL game in the season opener on Oct. 1 at Montreal...Picked up his 100th NHL point with an assist on Jan. 30 vs. Florida.

2012-13: Appeared in all 48 games during the shortened NHL season...Ranked second on the Maple Leafs in goals (18-tied), assists (26), points (44) and plus/minus (+15)...Named the NHL's Third Star of the Week for the period ending March 25...Prior to the start of the NHL season, Kadri recorded 26 points (8g/18a) in 27 games for the AHL's Toronto Marlies. **PLAYOFFS:** Skated in all seven postseason

games for the Leafs (1g/3a)...Made his Stanley Cup Playoff debut in Game 1 of the Eastern Conference Quarterfinal at Boston on May 1...Picked up his first postseason point in Game 2 (May 3)...Scored his first career playoff goal and added an assist in Game 7 at Boston on May 13.

2011-12: Split the season between the Maple Leafs and AHL's Marlies...Was selected to the Western Conference roster for the 2012 AHL All-Star Classic but did not play in the event...Named AHL Player of the Month for November...Skated in 11 Calder Cup Playoff contests for the Marlies, notching 10 points (3g/7a).

2010-11: In his first professional season, Kadri totaled 41 points (17g/24a) in 44 AHL games for the Marlies and 12 points (3g/9a) in 29 contests for the Maple Leafs...Paced the Marlies in goals and ranked second in points...Recorded his first NHL point with an assist on Nov. 16 vs. Nashville and scored his first NHL goal on March 19 vs. Boston.

2009-10: Was named to the OHL Second All-Star Team after recording 93 points (35g/58a) and 105 penalty minutes in 56 games for the London Knights...Played

one game for the Maple Leafs, making his NHL debut on Feb. 8 vs. San Jose... Finished his major junior career with 258 points (92g/166a) in 242 career OHL contests and added 76 points (27g/49a) in 55 postseason outings.

Other: Helped the Kitchener Rangers win the J. Ross Robertson Cup as OHL champions in 2007-08.

INTERNATIONAL

Represented Canada at the 2010 IIHF World Junior Championship, registering eight points (3g/5a) in six games to help his country win the silver medal...He tallied three points (0g/3a) in eight games for Team Canada at the 2014 IIHF World Championship.

PERSONAL

Nazem and his wife, Ashley, have a daughter, Naylah...Resides in the Toronto area during the offseason...Name is pronounced NA-zihm KAH-dree.

STATISTICS

SEASON	TEAM	LEAGUE	REGULAR SEASON								PLAYOFFS					
			GP	G	A	PTS	PIM	+/-	PP	SH	GW	GP	G	A	PTS	PIM
2007-08	Kitchener	OHL	68	25	40	65	57	-	-	-	-	20	9	17	26	26
2008-09	London	OHL	56	25	53	78	31	-	-	-	-	14	9	12	21	22
2009-10	London	OHL	56	35	58	93	105	-	-	-	-	12	9	18	27	26
	Toronto	NHL	1	0	0	0	0	-1	0	0	0	-	-	-	-	-
	Canada	WJC	6	3	5	8	14	-	-	-	-	-	-	-	-	-
2010-11	Toronto	AHL	44	17	24	41	62	-	-	-	-	-	-	-	-	-
	Toronto	NHL	29	3	9	12	8	-3	0	0	0	-	-	-	-	-
2011-12	Toronto	NHL	21	5	2	7	8	+2	1	0	1	-	-	-	-	-
	Toronto	AHL	48	18	22	40	39	-	-	-	-	11	3	7	10	6
2012-13	Toronto	AHL	27	8	18	26	26	-	-	-	-	-	-	-	-	-
	Toronto	NHL	48	18	26	44	23	+15	5	0	1	7	1	3	4	10
2013-14	Toronto	NHL	78	20	30	50	67	-11	7	0	2	-	-	-	-	-
	Canada	WC	7	0	3	3	4	-	-	-	-	-	-	-	-	-
2014-15	Toronto	NHL	73	18	21	39	28	-7	3	1	1	-	-	-	-	-
2015-16	Toronto	NHL	76	17	28	45	73	-15	4	0	2	-	-	-	-	-
2016-17	Toronto	NHL	82	32	29	61	95	-7	12	0	6	6	1	1	2	8
2017-18	Toronto	NHL	80	32	23	55	42	+2	12	0	3	4	0	2	2	19
2018-19	Toronto	NHL	73	16	28	44	43	-2	4	0	5	2	1	1	2	19
2019-20	Colorado	NHL	51	19	17	36	97	+7	4	0	1	15	9	9	18	10
NHL TOTALS			612	180	213	393	484	-20	52	1	22	34	12	16	28	66

VS. NHL

	GP	G	A	PTS	PIM		GP	G	A	PTS	PIM		GP	G	A	PTS	PIM
Anaheim	13	6	5	11	6	Edmonton	14	8	6	14	16	Pittsburgh	25	4	5	9	12
Arizona	14	3	4	7	13	Florida	30	9	17	26	17	San Jose	12	1	2	3	25
Boston	34	8	11	19	28	Los Angeles	12	2	7	9	2	St. Louis	16	7	2	9	19
Buffalo	31	8	9	17	35	Minnesota	16	3	5	8	36	Tampa Bay	30	8	12	20	27
Calgary	13	4	3	7	2	Montreal	34	9	10	19	24	Toronto	2	0	2	2	2
Carolina	24	4	8	12	16	Nashville	14	3	6	9	4	Vancouver	12	2	1	3	26
Chicago	16	5	1	6	4	New Jersey	26	6	10	16	12	Vegas	5	6	1	7	2
Colorado	12	3	1	4	6	NY Islanders	22	7	14	21	14	Washington	23	8	9	17	18
Columbus	19	10	7	17	23	NY Rangers	24	4	7	11	17	Winnipeg	18	9	8	17	16
Dallas	17	7	9	16	30	Ottawa	32	13	9	22	14						
Detroit	28	7	9	16	12	Philadelphia	24	6	13	19	6						



61 MARTIN KAUT

RIGHT WING HEIGHT: 6-2 WEIGHT: 190 LBS. SHOOTS: RIGHT
 BORN: OCTOBER 2, 1999 (BRNO, CZECH REPUBLIC)

TRANSACTIONS: Colorado's first selection (first round, 16th overall) in the 2018 NHL Draft

CAREER HIGHS

Goals/Game: 1 (2x), last: Feb. 29, 2020 at Nashville
Assists/Game: 1, Feb. 21, 2020 at Anaheim
Points/Game: 1 (3x), last: Feb. 29, 2020 at Nashville
Point Streak: None
Shots/Game: 3, Feb. 29, 2020 at Nashville
Ice Time/Game: 11:52, Feb. 28, 2020 at Carolina
Plus/Minus: +1 (2x), last: March 2, 2020 at Detroit
Mult. Point Games: None
Career Shootouts: None
Career Penalty Shots: None

STATISTICS

SEASON	TEAM	LEAGUE	REGULAR SEASON									PLAYOFFS				
			GP	G	A	PTS	PIM	+/-	PP	SH	GW	GP	G	A	PTS	PIM
2015-16	Pardubice U-18	Czech U-18	13	6	13	19	12	-	-	-	-	6	6	7	13	10
2016-17	Pardubice Jr.	Czech Jr.	22	4	12	16	24	-	-	-	-	-	-	-	-	
	Pardubice	Czech	26	0	1	1	6	-	-	-	-	-	-	-	-	
2017-18	Pardubice	Czech	38	9	7	16	14	-	-	-	-	7	3	2	5	4
	Czech Republic	WJC	7	2	5	7	6	-	-	-	-	-	-	-	-	
2018-19	Colorado	AHL	63	12	14	26	34	-5	2	0	3	4	2	0	2	4
	Czech Republic	WJC	5	3	1	4	14	-	-	-	-	-	-	-	-	
2019-20	Colorado	AHL	34	5	13	18	33	+10	1	0	1	-	-	-	-	
	Colorado	NHL	9	2	1	3	2	-1	1	0	0	-	-	-	-	
NHL TOTALS			9	2	1	3	2	-1	1	0	0	-	-	-	-	

VS. NHL

	GP	G	A	PTS	PIM		GP	G	A	PTS	PIM		GP	G	A	PTS	PIM
Anaheim	2	0	1	1	0	Edmonton	-	-	-	-	-	Pittsburgh	-	-	-	-	-
Arizona	-	-	-	-	-	Florida	-	-	-	-	-	San Jose	-	-	-	-	-
Boston	-	-	-	-	-	Los Angeles	1	0	0	0	0	St. Louis	-	-	-	-	-
Buffalo	1	1	0	1	0	Minnesota	-	-	-	-	-	Tampa Bay	-	-	-	-	-
Calgary	-	-	-	-	-	Montreal	-	-	-	-	-	Toronto	-	-	-	-	-
Carolina	1	0	0	0	0	Nashville	1	1	0	1	0	Vancouver	-	-	-	-	-
Chicago	-	-	-	-	-	New Jersey	-	-	-	-	-	Vegas	-	-	-	-	-
Colorado	-	-	-	-	-	NY Islanders	1	0	0	0	0	Washington	-	-	-	-	-
Columbus	-	-	-	-	-	NY Rangers	1	0	0	0	2	Winnipeg	-	-	-	-	-
Dallas	-	-	-	-	-	Ottawa	-	-	-	-	-						
Detroit	1	0	0	0	0	Philadelphia	-	-	-	-	-						

2019-20 SEASON

Recorded 18 points (5g/13a) in 34 games with the Colorado Eagles (AHL)...Skated in nine games with the Avalanche, recording three points (2g/1a)...Recalled by the Avalanche on Feb. 18 and made his NHL debut on Feb. 19 vs. NY Islanders...Scored his first NHL goal, a power-play marker, on Feb. 26 vs. Buffalo...Collected his first NHL point (assist) on Feb. 21 at Anaheim.

CAREER

2018-19: Recorded 26 points (12g/14a) in 63 games with the Colorado Eagles (AHL) during his first season in North America...Finished second on the team in games played and was seventh in points...Represented the Czech Republic at the 2019 IIHF World Junior Championship where he scored a team-high three goals and finished tied for first on the squad with four points in five games...Went on to rank second on the Eagles with two goals (2g/0a) in four games during the Calder Cup Playoffs.

2017-18: Spent the season with HC Dynamo Pardubice in the Czech Republic's top professional league...Represented his country at the 2018 IIHF World Junior Championship in Buffalo, N.Y., where he ranked fourth on the team with seven points (2g/5a) in seven games en route to a fourth-place finish at the tournament.

2016-17: Split the campaign with Pardubice and its junior team...Represented the Czech Republic at the 2017 IIHF World Under-18 Championship, finishing with two points (1g/1a) in five games...Helped his country win gold for the first time at the Ivan Hlinka Memorial Tournament in 2016, notching four points (1g/3a) in five games.

OTHER

Was rated as the fourth-best international player in NHL Central Scouting's final rankings for the 2018 Draft...Was the second-highest rated forward on that list...Is the second-highest selection of a Czech-born player in franchise history (Vaclav Nedorost, 14th overall, 2000)...Registered two points (1g/1a) in five games for his country at the 2016 Under-17 World Hockey Challenge.



92 GABRIEL LANDESKOG

LEFT WING HEIGHT: 6-1 WEIGHT: 215 LBS. SHOOTS: LEFT
BORN: NOVEMBER 23, 1992 (STOCKHOLM, SWEDEN)

TRANSACTIONS: Colorado's first selection (first round, second overall) in the 2011 NHL Entry Draft

CAREER HIGHS

Goals/Game: 3 (3x), last: Oct. 18, 2018 at New Jersey
Assists/Game: 3 (3x), last: March 1, 2019 at San Jose
Points/Game: 5, Dec. 16, 2017 vs. Tampa Bay
Point Streak: 9 games, Jan. 24–Feb. 8, 2014
Goal Streak: 5 games, Feb. 12-20, 2015
Assist Streak: 5 games (2x), last: Dec. 2-11, 2018
Shots/Game: 12, Jan. 9, 2019 at Calgary
Ice Time/Game: 26:31, January 9, 2019 at Calgary
Plus/Minus: +4 (2x), last: March 15, 2018 at St. Louis
Consec. GP: 178 games, Oct. 8, 2013 – Nov. 12, 2015
Multi Point Games: 100 total – 2 pts (79), 3 pts (18), 4 pts (2), 5 pts (1)
Career Shootouts: 5-18 (27.8%), 4 GDG
Career Penalty Shots: 1-2 (50%)
Career OT goals: 4, last: Oct. 17, 2016 at Pittsburgh

2019-20 SEASON

Completed his ninth NHL season and eighth as the Avalanche's captain...Second-longest serving captain in franchise history behind Joe Sakic (17 seasons overall, 16 consecutive)...Finished second on the team in goals (21)...It marked his seventh career 20-goal season, third most in Colorado Avalanche history behind Sakic and Milan Hejduk (both 11)...Ranked fourth on the team in points (44) and fifth in assists (23)...Finished third on the club in game-winning goals (4-tied) and power-play tallies (6)...Was second on Colorado in faceoff percentage (56.4), although he did not have enough draws to qualify among the league leaders...Missed 16 games due to a lower-body injury, Oct. 30–Dec. 4...Placed on IR, Oct. 29 (retroactive to Oct. 26) and activated on Dec. 5... Appeared in his 600th NHL game on Dec. 23 at Vegas, becoming the 10th player in franchise history and fifth in Avalanche history to reach 600...Passed Steven Finn (605) for sole possession of ninth place on the franchise's games played list on Jan. 6 at NY Islanders...NHL's Second Star of the Week for March 2-8 after leading all skaters with nine points (3g/6a) in four games...Ended the season with 198 career goals, two shy of becoming the seventh player in franchise history and fourth in Avalanche history to reach 200 career goals...Sakic (391), Hejduk (375) and Peter Forsberg (202) are the only players to do so since the team relocated to Denver. **PLAYOFFS:** Finished the postseason with 13 points (2g/11a) in 14 games, setting new career highs in playoff points and assists...Tied for third on the team in assists...

Paced the club with 54 hits and recorded a playoff career-high 12 hits in Game 3 of Colorado's second-round series at Dallas (Aug. 26), the most by an Avalanche forward in the playoffs since the stat began tracking in 2005-06...Registered a point in five consecutive games from Aug. 17-26, the longest playoff point streak of his career...Missed Game 7 vs. Dallas due to injury.

CAREER

2018-19: Set career highs in points (75), goals (34) and assists (41)...Became only the second left wing in Avalanche history to reach the 30-goal mark, joining Valeri Kamensky (38) in 1995-96...Led the team and finished tied for second in the NHL with nine game-winning goals...Ranked first in the league with 20 third-period goals, a single-season Avalanche record...Finished second on the club in goals and was third in points, power-play tallies (10) and plus/minus rating (+17)...His 34 goals tied for eighth among NHL left wingers and his 75 points ranked 10th...Captained the Avalanche to its second straight playoff appearance, the first Colorado team to make back-to-back trips to the postseason in 13 years...Won 52.0% of his faceoffs (361-of-694)...Participated in his first NHL All-Star Game on Jan. 26 in San Jose and finished tied for first on the Central Division with seven points (4g/3a) in the two contests...Set an Avalanche record for goals in the month of October with 10...Led the NHL with four game-winning goals in October, tying the Avalanche record for a single month...He and Mikko Rantanen set a club record for the highest plus/minus rating (+14) in the month of October, the highest by a Colorado player in any month since Rob Blake (+14) in March 2006...Picked up his 200th NHL assist on Oct. 13 vs. Calgary...Tallied his third career hat trick on Oct. 18 at New Jersey, the first hat trick by an Avalanche player on the road since Dec. 28, 2015 (Nathan MacKinnon at San Jose)...Is one of only six players since the Avalanche relocated to tally three career hat tricks, joining Joe Sakic (10), Peter Forsberg (7), Milan Hejduk (5), Kamensky (5) and Claude Lemieux (3)...Was named the NHL's First Star of the Week for Oct. 15-21...Won 10-of-11 faceoffs (90.9%) on Jan. 8 at Winnipeg, the best percentage by an Avs player (min 10 att) since John Mitchell won 92.3% (12/13) on March 11, 2017 vs. Ottawa...Set a single-game franchise record with 12 shots on Jan. 9 at Calgary...Ranked first on the club with 11 points (4g/7a) in February...Tallied his 400th career point with an assist on Feb. 18 against Vegas, joining Nikita Kucherov as the only members of the 2011 NHL Draft to reach 400 points...Missed nine games (March 9-27) due to an upper-body injury he suffered on March 7 at Dallas...Returned from injury and tallied five points (1g/4a) in his first three games back to help the Avs clinch a playoff spot. **PLAYOFFS:** Finished tied for third on the Avalanche in playoff scoring with eight points (3g/5a) in 12 games...Ranked second on the club in hits (35) and led Colorado in takeaways (11)...Scored his first career playoff overtime goal in Game 6 of the second-round series vs. San Jose (May 6)...He became the fifth different player in franchise history to score an OT goal in an elimination contest and the first since Joe Sakic in Game 5 of the 2004 Western Conference Semifinal at San Jose.

2017-18: Captained the Avalanche to a 47-point turnaround, tied for the fourth highest in NHL history, and a berth in the Stanley Cup Playoffs...Finished second on the club in plus/minus rating (+16) and ranked third in goals (25), points (62) and power-play tallies (8)...Led the Avs in takeaways (54) and ranked second in hits (149)...Recorded the first two hat tricks of his career, the first Avs player to have two in one season since Milan Hejduk in 2006-07...Tallied his first career hat trick on Nov. 16 vs. Washington...His first goal that night came 17 seconds into the first period, the fastest goal to begin a game by an Avs player since Feb. 15, 2009 (0:16, Ian Laperriere at Detroit), while his second tally was the first penalty-shot goal of his career...Served a four-game suspension, Nov. 29 to Dec. 5, for cross checking on Nov. 25 vs. Calgary...Recorded a career-high five points, including his second hat trick of the season, and picked up his 300th NHL point on Dec. 16 against Tampa Bay...Notched four of his five points in the third period that night, becoming only the second player in Avalanche history to record four points in a single period (Peter Forsberg had five in the third period on March 3, 1999 at Florida)...Landeskog's effort marked only the second time that an Avs player tallied five points or more while recording a point on every one of the team's goals (Alex Tanguay had two goals and three assists in a 5-5 tie versus the Canucks on March 3, 2004)...Landeskog was the first Colorado player to have two hat tricks in a span of 31 days or less since Joe Sakic in 1999-2000 (March 7-23)...Scored a pair of power-play goals 109 seconds apart in the second period on Dec. 31 vs. Islanders, the fastest two PPG by a Colorado player since Jan. 17, 2006 (Hejduk, 0:34 vs. Toronto)...Was a career-best +4 on March 2 vs. Minnesota and again on March 15 at St. Louis...Appeared in his 500th

NHL game on March 26 at Vegas, becoming the first player from the 2011 draft class to reach 500 contests...Also became just the fifth draft pick in Avalanche history (since 1995-96) to play 500 contests with Colorado, joining Alex Tanguay (598), Matt Duchene (586), Paul Stastny (538) and John-Michael Liles (523)... Had three points (1g/2a) and a career-high 10 hits in the playoff-clinching victory over St. Louis in the season finale on April 7 at Pepsi Center. PLAYOFFS: Led the Avalanche in points (7) and goals (4) during the playoffs...Scored a goal in four straight games, April 14-20, the first Avalanche player to post a four-game goal streak during the playoffs since 2001, when Joe Sakic scored in the last two games of the Western Conference Final and the first two dates of the Stanley Cup Final (May 18-29, 2001)...Set a playoff career high with three points (1g/2a) in Game 3 vs. Nashville on April 16...Netted the tying goal with 4:11 left in regulation in Colorado's Game 5 victory at Nashville on April 20.

2016-17: Finished tied for second on the Avalanche in goals (18) and led the team in power-play goals (5)...Led the Avs in takeaways (65)...Scored twice, including his fourth career overtime winner, on Oct. 17 at Pittsburgh...Missed 10 games due to a lower-body injury, Nov 17 to Dec. 8...Was placed on IR, Nov. 30 (retroactive to Nov. 15) and activated on Dec. 10...Appeared in his 400th NHL game on Feb. 14 at New Jersey.

2015-16: Finished second on the Avalanche with 53 points (20g/33a) in 75 games...Scored a goal in each of his first three games, his longest streak to open a season...Recorded his first career four-point game (2g/2a) on Oct. 10 vs. Dallas, the first Avalanche player to tally four points in a game since Paul Stastny on Dec. 16, 2013 vs. Dallas...Recorded his 200th NHL point on Oct. 27 at Florida...Served a two-game suspension, Nov. 14-17, for an "illegal check to the head" on

Nov. 12 at Boston...Suspension snapped a streak of 178 consecutive games... Appeared in his 300th NHL game on his 23rd birthday, Nov. 23 at Winnipeg... Missed two games due to a back injury, Dec. 9-12...Scored his third career OT goal on Jan. 6 vs. St. Louis...Recorded two assists in the NHL Stadium Series outdoor game on Feb. 27 vs. Detroit at Coors Field...Served a three-game suspension from March 12-18 for cross checking on March 9 vs. Anaheim...Tallied his 100th NHL goal on April 1 vs. Washington.

2014-15: Shared the team scoring lead with 59 points (23g/36a) while appearing in all 82 games...Also led the club in shots (214), power-play goals (8-tied) and PP points (17)...Finished second on the Avs in goals (23), third in assists (36) and fourth in hits (169)...Was one of four NHL players with at least 59 points and 165 hits, joining Alex Ovechkin, Nick Foligno and Andrew Ladd...Set a career high with 79 penalty minutes, second on the club...Finished the season with 28 points (13g/15a) in his final 28 contests...Appeared in his 200th NHL game on Opening Night at Minnesota on Oct. 9...Had a career-high five-game goal streak from Feb. 12-20, the first Avalanche player to score in five straight games since Milan Hejduk from March 4-14, 2007.

2013-14: Set career highs and finished second on the Avalanche in points (65), goals (26) and assists (39-tied)...Spent his second season as team captain and helped lead the Avs to a record-tying 52 wins and the franchise's first division title since 2002-03...Led the club with a +21 plus/minus rating, the highest by an Avalanche player since Paul Stastny was +22 in 2007-08...Was the first Colorado player to score 25 or more goals with a plus/minus of +20 or better since Alex Tanguay in 2003-04...Finished second on the team in hits (176)...Led the team in both even-strength points (55) and even-strength goals (21-tied)...

STATISTICS

SEASON	TEAM	LEAGUE	REGULAR SEASON									PLAYOFFS				
			GP	G	A	PTS	PIM	+/-	PP	SH	GW	GP	G	A	PTS	PIM
2008-09	Djurgarden U18	Swe-U18	8	5	7	12	41	-	-	-	-	2	0	0	0	0
	Djurgarden Jr.	Swe-Jr.	31	7	14	21	63	-	-	-	-	6	1	0	1	8
	Djurgarden	Sweden	3	0	1	1	2	-	-	-	-	-	-	-	-	-
2009-10	Kitchener	OHL	61	24	22	46	51	-	-	-	-	20	8	15	23	18
2010-11	Kitchener	OHL	53	36	30	66	61	-	-	-	-	7	6	4	10	4
	Sweden	WJC	1	1	1	2	0	-	-	-	-	-	-	-	-	-
2011-12	Colorado	NHL	82	22	30	52	51	+20	6	0	5	-	-	-	-	-
	Sweden	WC	8	1	4	5	6	-	-	-	-	-	-	-	-	-
2012-13	Djurgardens	Sweden	17	6	8	14	32	-	-	-	-	-	-	-	-	-
	Colorado	NHL	36	9	8	17	22	-4	0	3	1	-	-	-	-	-
	Sweden	WC	10	3	1	4	18	-	-	-	-	-	-	-	-	-
2013-14	Colorado	NHL	81	26	39	65	71	+21	5	0	4	7	3	1	4	8
	Sweden	Olympics	6	0	1	1	4	-	-	-	-	-	-	-	-	-
2014-15	Colorado	NHL	82	23	36	59	79	-2	8	0	2	-	-	-	-	-
2015-16	Colorado	NHL	75	20	33	53	69	-5	4	1	2	-	-	-	-	-
2016-17	Colorado	NHL	72	18	15	33	62	-25	5	1	2	-	-	-	-	-
	Sweden	W-Cup	4	1	0	1	2	-	-	-	-	-	-	-	-	-
	Sweden	WC	10	2	3	5	2	-	-	-	-	-	-	-	-	-
2017-18	Colorado	NHL	78	25	37	62	37	+16	8	0	1	6	4	3	7	8
2018-19	Colorado	NHL	73	34	41	75	51	+17	10	0	9	12	3	5	8	10
	Sweden	WC	5	2	5	7	0	-	-	-	-	-	-	-	-	-
2019-20	Colorado	NHL	54	21	23	44	47	-2	6	0	4	14	2	11	13	12
NHL TOTALS			633	198	262	460	489	+36	52	5	30	39	12	20	32	38

VS. NHL

	GP	G	A	PTS	PIM		GP	G	A	PTS	PIM		GP	G	A	PTS	PIM
Anaheim	26	8	12	20	22	Edmonton	25	5	14	19	10	Pittsburgh	15	7	8	15	6
Arizona	25	8	8	16	21	Florida	14	5	4	9	12	San Jose	27	4	14	18	16
Boston	14	4	4	8	25	Los Angeles	28	8	11	19	12	St. Louis	38	4	16	20	30
Buffalo	13	7	6	13	12	Minnesota	39	15	13	28	44	Tampa Bay	15	5	10	15	12
Calgary	28	6	15	21	20	Montreal	13	3	6	9	10	Toronto	12	2	3	5	6
Carolina	14	6	5	11	8	Nashville	30	12	4	16	30	Vancouver	26	9	8	17	14
Chicago	35	11	16	27	21	New Jersey	14	4	5	9	6	Vegas	7	1	1	2	2
Colorado	-	-	-	-	-	NY Islanders	15	7	4	11	16	Washington	15	5	11	16	10
Columbus	18	8	4	12	23	NY Rangers	15	7	5	12	20	Winnipeg	30	9	12	21	27
Dallas	31	14	14	28	17	Ottawa	15	5	10	15	11						
Detroit	21	6	12	18	6	Philadelphia	15	3	7	10	20						



Ranked first on the squad in road scoring with 36 points (15g/21a) in 41 away games...Missed his only game of the season on Oct. 4 vs. Nashville (leg)... Had a career-high nine-game point streak from Jan. 24 to Feb. 8... Also had an eight-game point streak from Dec. 23 to Jan. 8, making him the first Avs player to have two point streaks of at least eight games in the same season since Andrew Brunette in 2006-07... Recorded his 100th NHL point on Jan. 6 vs. Calgary... Tied for the league lead with 10 points (5g/5a) in seven games during the month of February... Scored the tying goal with 4:57 remaining in regulation and potted the game-winner with 32.2 seconds left in overtime on April 1 at Columbus... Became the first player in Avalanche/Nordiques history to score the tying goal in the final five minutes of regulation and then win the game in overtime. **PLAYOFFS:** Appeared in all seven postseason games, tallying three goals and one assist... His three goals tied him for second on the club... Scored a goal in his Stanley Cup Playoff debut on April 17 vs. Minnesota (Game 1)... Scored twice in the Avalanche's Game 2 victory against the Wild on April 19... At 21 years, 147 days, he became the youngest Avalanche player to score two goals in a postseason game (Alex Tanguay was 21 years, 200 days when he scored twice in Game 7 of the 2001 Stanley Cup Final).

2012-13: Named captain of the Avalanche prior to the season on Sept. 4, becoming the youngest captain in NHL history at the time (19 years, 286 days)... Was 11 days younger than Sidney Crosby, who was named captain of the Pittsburgh Penguins at 19 years, 297 days on May 31, 2007... Became just the fourth captain in Avalanche history, joining Joe Sakic, Adam Foote and Milan Hejduk... Is the 11th captain in the history of the Avalanche/Nordiques franchise and only the third European-born, following Hejduk and Peter Stastny... Led Colorado with three short-handed goals, the most by an Avs player since 2006-07 (Brad Richardson 3)... Landeskog's three short-handed goals tied him for second in the NHL, just one behind Ilya Kovalchuk... Missed 11 games due to injury (head/leg) suffered on Jan. 26 at San Jose... Was placed on IR, Feb. 1 (retro to Jan. 26) and activated on Feb. 22... Tallied a short-handed goal in back-to-back games, March 18-20, the

first Avalanche player to score a SHG in consecutive games since Sakic did it from Feb 23-25, 2001... Appeared in his 100th NHL game on March 20 vs. Dallas... Sat out on March 23 at Dallas (torso).

2011-12: Won the Calder Memorial Trophy as the NHL's rookie of the year... Joined Chris Drury (1998-99) as the only players in Avalanche history to win the Calder Trophy and was the fourth player in franchise history to claim the award... Became the third Swedish-born player to win the Calder, following Peter Forsberg (1994-95 with Quebec) and Daniel Alfredsson (1995-96 with Ottawa)... Named to the NHL All-Rookie Team... Finished tied for first among rookies with 52 points (22g/30a) while appearing in all 82 games... Was awarded the rookie scoring title in a tie-breaker over Ryan Nugent-Hopkins (18g/34a) on the basis of more goals... Ranked second among league rookies in goals and was third in assists, making him the only player to finish among the top three rookies in all three categories... Led all first-year players in shots (270) and takeaways (58), while ranking second in plus/minus (+20), game-winning goals (5), power-play goals (6-tied) and hits (219)... Was the second NHL rookie to ever surpass 20 goals and 200 hits in a season, joining Dion Phaneuf with Calgary in 2005-06... Led the Avalanche in games, goals, plus/minus, shots, hits and GWG (tied)... Was the only NHL rookie to lead his respective club in goals... Became the youngest player in franchise history to lead the team in goal scoring, surpassing the previous mark held by Owen Nolan, who was 20 years, 63 days in 1991-92... Landeskog's 270 shots were a franchise rookie record and the second-highest total by a rookie left wing in NHL history (Alex Ovechkin 425 in 2005-06)... Became the first Swedish-born teenager in NHL history to reach either the 20-goal or 50-point milestone... Led all freshmen in road goals (16) and road points (29)... His 219 hits led all rookie forwards, as did his average ice time of 18:36... Made his NHL debut as an 18-year-old in the season opener on Oct. 8 vs. Detroit... Became the youngest Swedish-born player in league history to score a goal when he potted his first career tally on Oct. 12 at Columbus... Represented the Avalanche at the 2012 NHL All-Star Weekend in Ottawa, participating in the All-Star Skills Com-

petition...Was named the NHL's Rookie of the Month for February after leading all first-year players with 13 points (7g/6a) in 12 games...Set a franchise rookie record with nine shots on Feb. 4 vs. Vancouver and equaled that on Feb. 19 at Winnipeg...Compiled a six-game point streak (5g/5a) from Feb. 17-27, the longest streak by an Avalanche player in 2011-12...Recorded his first NHL fight on March 1 vs. Columbus (Jack Johnson)...Scored his first career overtime goal on March 12 vs. Anaheim, becoming the youngest Colorado/Quebec player to score an OT goal (19 years, 110 days).

2010-11: Captained the Kitchener Rangers (OHL) in 2010-11, becoming the first European captain in the 48-year history of the Rangers franchise...Was named captain at the age of 17 on Oct. 24, 2010, becoming the youngest player in 30 years to be named captain of the Rangers...Despite an ankle injury shortening his season to 53 games, Gabriel led Kitchener with 36 goals and finished third on the team with 66 points...Suffered the injury during the 2011 IIHF World Junior Championship...Shared the team lead with six goals and ranked second with 10 points in seven games during the OHL playoffs...Was rated by NHL Central Scouting as the No. 2 overall North American skater entering the 2011 Entry Draft...He was the top-ranked skater at the mid-term rankings.

2009-10: Named to the OHL All-Rookie Team after tallying 46 points (24g/22a) in 61 games with Kitchener...Ranked third among league rookies in both goals and points...Finished third on the club with 23 points (8g/15a) in 20 playoff games.

2008-09: Debuted in the Swedish Elite League at 16 years and 90 days, making him the youngest player in Djurgården's history.

INTERNATIONAL

Has represented Sweden at the 2014 Olympics, the 2016 World Cup of Hockey, four IIHF World Championships (2012, 2013, 2017, 2019), the 2011 IIHF World Junior Championship and the 2009 IIHF U18 World Championship...Won a gold medal with Sweden at the 2017 IIHF World Championship in Germany/France...Recorded five points (2g/3a) with a +7 plus/minus rating in 10 games at the tournament...Helped his country to the silver medal at the 2014 Olympic Winter Games in Sochi, Russia as the youngest member of the Swedish Olympic Team (21 years old)...Helped Sweden capture the gold medal at the 2013 IIHF World Championship in Stockholm and Helsinki...Served as an alternate captain for Team Sweden at the 2012 IIHF World Championship...Was also an alternate captain at the 2011 IIHF World Junior Championship in Buffalo, but only played one game before being sidelined with a high ankle sprain...Competed for Sweden at the 2009 IIHF World Under-18 Championship, finishing second on the team with four goals in six games...Was also selected to play in the 2009 Under-20 Four Nations Tournament in Finland...Wore the 'C' as captain for Sweden's under-16, under-17 and under-18 teams.

PERSONAL

Landeskog and his wife, Melissa, welcomed their first child, Linnea, in Nov. 2019...His dad, Tony, was a defenseman in the Swedish Elite League for Hammarby (1977-85)...Nickname is "Landy"...Has a twin sister...Colorado's nominee for the King Clancy Memorial Trophy in each of the last six seasons (leadership and humanitarian contribution)...Serves as a group ambassador for "Friends," a global anti-bullying effort based in Stockholm, Sweden...Founded in 1997, "Friends" has worked to provide pre-schools, schools and sports clubs with resources to combat bullying...Landeskog purchases suites to Avalanche home games which are donated to different charities on behalf of "Friends"...Became the face of unique initiative when he participated in the You Can Play Project, which featured a video of Landeskog that the Colorado High School Activities Association used as the kickoff for a statewide effort that puts diversity and inclusion messaging in every locker room and student activity in Colorado...Participated in UCHealth's 2018 #HealthySwings Home Run Derby at Coors Field on May 11, 2018 to benefit Gold Crown, a nonprofit youth organization...Landeskog joined the NHL and Avalanche in hosting a sled hockey exhibition match between the Warrior Avs (composed of military veterans) and the 2015 National Champion Colorado Avalanche sled hockey team at Coors Field one day after the Stadium Series on Feb. 28, 2016...Earlier in that month, Gabe joined 15 Colorado Sled Hockey Team members, ages 5-16, for a practice at The Ice Ranch on Feb. 8, 2016...On Dec. 10, 2014, Gabe was the guest speaker at a children's naturalization ceremony at the U.S. Citizenship and Immigration Services in Centennial, Colorado...He congratulated the kids on becoming U.S. citizens and spoke to them about working hard and believing in yourself no matter where you are from...During Thanksgiving Week in 2013, Landeskog helped serve Thanksgiving meals at the Denver Rescue Mission-The Crossing, while also joining the Avalanche in donating street hockey equipment to the shelter...Developed "#Landeskoging" T-shirts following the 2011-12 season in which proceeds of every shirt sold were donated to the Children's Hospital Colorado Foundation...Joined with CCM to raise money and donate equipment to the Foothills Hockey Association in Colorado...Participates in the Icebreakers charity hockey games in Sweden.



29 NATHAN MacKINNON

CENTER HEIGHT: 6-0 WEIGHT: 200 LBS. SHOOTS: RIGHT
BORN: SEPTEMBER 1, 1995 (HALIFAX, NOVA SCOTIA)

TRANSACTIONS: Colorado's first choice (first round, first overall) in the 2013 NHL Draft.

CAREER HIGHS

Goals/Game: 3 (2x), last: Dec. 28, 2015 at San Jose
Assists/Game: 4, Nov. 16, 2017 vs. Washington
Points/Game: 5 (2x), last: March 2, 2018 vs. Minnesota
Point Streak: 14 games, Feb. 24 – March 22, 2018
Goal Streak: 6 games, Oct. 4-16, 2018
Assist Streak: 5 games (5x), last: Dec. 7-16, 2019
Shots/Game: 12, Nov. 1, 2019 vs. Dallas
Ice Time/Game: 29:04, Feb. 22, 2020 at Los Angeles
Plus/Minus: +5, March 2, 2018 vs. Minnesota
Consec. Games: 176, Feb. 18, 2018 - March 9, 2020
Mult. Pt. Games: 132 total – 2 pts (95), 3 pts (28), 4 pts (7), 5 pts (2)
Career Shootouts: 11-27 (40.7%), 4 GDG
Career Penalty Shots: 0-2
Career OT goals: 8, last: Nov. 16, 2019 at Vancouver

2019-20 SEASON

Won the Lady Byng Memorial Trophy and was a finalist for the Hart Trophy and Ted Lindsay Award for the second time in three seasons...Named to the NHL's Second All-Star Team...Became the third player in franchise history to win the Lady Byng, joining Joe Sakic in 2001 and Ryan O'Reilly in 2014...Led the Avalanche and finished fifth in league scoring with 93 points (35g/58a) in 69 games...Became the first player in franchise history to lead the team in scoring for four straight seasons...Finished 43 points ahead of Colorado's second-leading scorer, Cale Makar (50), the largest gap of any team since the 2007-08 Washington Capitals (Alex Ovechkin 112, Nicklas Backstrom 69)...The 43-point difference was the largest gap between the top-two scorers in Avalanche history and the second largest in franchise history...In 1990-91, Joe Sakic (109) finished 50 points ahead of Mats Sundin (59) with Quebec...Became the first Avalanche player to post three consecutive seasons of 90 or more points since the team relocated to Denver...He and Peter Forsberg (1997-99) were the only ones to do it in two straight seasons...Set a career high with 29 multi-point games, the most by an Avalanche player since Forsberg had 29 in 2002-03...Nathan tied David Pastrnak for the second most multi-point games this season (Leon Draisaitl 33)...MacKinnon's 58 assists ranked sixth in the league and tied his career high set both last season and the year before...Ranked ninth in the NHL with 35 goals,

joining Sakic (2003-07) as the only Colorado players to post three straight 30-goal campaigns...Also joined Sakic and Forsberg as the only Colorado skaters to record three straight 50-assist seasons...Led the NHL in shots for the second straight year with 318...Has recorded a shot in 220 consecutive games, the second-longest streak in franchise history behind Sakic's run of 227 straight contests from 1995-99...MacKinnon's streak is the second-longest active run behind Dougie Hamilton (294 straight)...Ranked fifth in the league in points-per-game (1.35), the highest average by an Avalanche player (min. 50 points) since Forsberg in 2003-04 (1.41)...Finished fourth in the NHL in power-play points (31) and sixth in power-play goals (12-tied)...His 12 PPG matched a career best...Ranked third in the league in even-strength scoring with 62 points (23g/39a)...Captained the Central Division for the 2020 NHL All-Star Game on Jan. 25 in St. Louis, the second straight year he's been voted captain...MacKinnon was the first Avalanche player to be named All-Star captain twice (Sakic wore the 'C' once) and the first Avalanche player to be selected to four consecutive All-Star Games since Forsberg was chosen for six straight from 1996-2001...Was the NHL's First Star of the Week from Nov. 25-Dec. 1 and Dec. 30-Jan. 5 and Second Star from Nov. 11-17...Registered a career-low 12 penalty minutes, the second-fewest among the top-25 scorers...Became just the third player (fourth time) in the last 20 years to register 90 or more points with 12 or fewer penalty minutes, joining Alexander Barkov (96 points, 8 PIM in 2018-19) and Martin St. Louis (99 points, 12 PIM in 2010-11 and 94 points, 12 PIM in 2009-10)...Recorded points in each of his first 13 games, the longest scoring streak to start a season in Avalanche history and the fourth longest in franchise history...It was the longest by an NHL player to open a season since Henrik Zetterberg (17 straight) in 2007-08...MacKinnon, who opened the 2018-19 campaign with a nine-game point streak, became the fifth player in NHL history to record a season-opening point streak of nine or more games in consecutive seasons, joining Wayne Gretzky (four straight, 1982-83 to 1985-86), Charlie Simmer (1979-80 to 1980-81), Guy Lafleur (1975-76 to 1976-77) and Rod Gilbert (1971-72 to 1972-73)...Collected points in his first eight home games, equaling the longest home scoring streak to start a season in Avalanche history (Alex Tanguay, 2005-06)...Named the NHL's Second Star for the month of November after finishing second in the NHL with 25 points (10g/15a) in 14 games...MacKinnon's 25 points were a career high for any month and set a franchise record for a single November...It was the most points by an Avalanche player in a calendar month since March 2000 (Sakic 26)...This was the third straight November that MacKinnon has been named one of the league's three stars, as he was the NHL's Second Star of the Month last November (2018) and the First Star in November of 2017...He has combined for 68 points (24g/44a) in 40 November games since 2017, the most of any player...Recorded a career-high 12 shots on Nov. 1 vs. Dallas, tying the single-game franchise record set by Gabriel Landeskog on Jan. 9, 2019 at Calgary...Ended up leading all players with 79 shots in November, which were the most ever by a Colorado player in a calendar month...Reached the 50-point mark in his 32nd contest of the season on Dec. 13, one fewer than when he hit the milestone in 2018-19...Nathan became the second player in Avalanche/Nordiques history to require 33 or fewer games to reach 50 points in consecutive seasons, joining Peter Stastny (1981-82 to 1983-84)...Appeared in his 500th NHL game on Jan. 7 at NY Rangers...His 62 points through 41 games equaled the most by an Avalanche player at the team's halfway point of a season (Mikko Rantanen, 2018-19)...Reached the 70-point mark in his 48th game for the second straight year...The only Avalanche player to do it faster was Rantanen (47th game) last season...Logged a career-high 29:04 of ice time on Feb. 22 at Los Angeles, the most minutes by an Avs forward since Sakic played 29:57 on Feb. 10, 2000 vs. Calgary...Picked up his 300th career assist on March 2 at Detroit...Missed his only game of the year on March 11 vs. NY Rangers (lower body), which turned out to be the season finale. **PLAYOFFS:** Finished fourth in the league with 25 points (9g/16a), the most by an Avalanche skater in a single playoff year since Peter Forsberg had 27 in 2002...Ranked sixth in the NHL in assists and tied for sixth in goals, both of which were the most by a Colorado skater since 2002 (Forsberg, 9g/18a)...Registered a point in the first 14 games of the postseason, the longest playoff point streak in franchise history and the longest streak in the postseason since 2006, when Eric Staal had a 15-game run with Carolina...MacKinnon's 14-game streak is tied with Mark Messier (14 in 1988) and Bobby Orr (14 in 1970) for the second-longest to begin a postseason in NHL history, trailing only Bryan Trottier's 18-game run to open the 1981 playoffs...MacKinnon, who opened the regular

season with points in each of his first 13 games, is the only player in NHL history to begin a regular season and a playoffs in the same campaign with a point streak of 10-plus games...Recorded 25 points through his first 14 postseason contests, the first player to do so since Wayne Gretzky in 1993 (8g/17a in first 14 games)... Recorded eight multi-point games, tied for the third-most by an Avalanche player in a single playoff behind Joe Sakic (10 in 1996) and Peter Forsberg (9 in 2002)... Had a streak of five consecutive multi-point efforts from Aug. 17-26, tying the franchise playoff record set by Peter Stastny in 1982 and equaled by Forsberg in 1997, 1999 and 2002...Led the NHL in points-per-game (1.67), setting a new franchise record for the highest average in a single postseason (min 10 GP)...He topped the previous mark of 1.55 set by Joe Sakic during his run to the Conn Smythe in 1996...MacKinnon's 1.35 career points-per-game average in the postseason is the third highest in Stanley Cup Playoff history (min 40 GP), trailing only Wayne Gretzky (1.84) and Mario Lemieux (1.61)...Tallied four points (2g/2a) in Game 5 vs. Arizona on Aug. 19 to equal his career high for points in a playoff game (April 19, 2014 vs. Minnesota, 1g/3a)...He was the second Avalanche/Nordiques player with four points in a series-clinching contest, joining Claude Lemieux in Game 6 of the 1997 Conference Quarterfinals (1g/3a at Chicago)... Three of MacKinnon's points in Game 5 came in the second period, tying the franchise playoff record for points in a single frame (14th time, last: Nathan MacKinnon, April 15, 2019 vs. Calgary, first period)...Registered four points (2g/2a) in Game 5 vs. Arizona and three points (2g/1a) in Game 1 vs. Dallas, the second time in his career he has recorded three-plus points in consecutive playoff games (also Game 1 and 2 of the first round vs. Minnesota in 2014)...He joined Peter Stastny (three times) and Michel Goulet (two times) as the third player in franchise history to accomplish the feat in multiple outings...Registered eight shots in Game 2 vs. Dallas on Aug. 24, a postseason career high...Seven of those shots were in the game's opening period, the most by an Avalanche/Nordiques player in a playoff period since the stat began tracking in 1989-90...It was the most shots in a playoff period by any player since James Neal recorded seven vs. Philadelphia on April 15, 2012 (2nd period) and tied for the second-most in a postseason period (8, Joe Pavelski, May 2, 2010 vs. Detroit, third period).

CAREER

2018-19: Led the team and finished tied for seventh in league scoring with a career-high 99 points (41g/58a) in 82 games...His 99 points were the most by an Avalanche player since Joe Sakic had 100 in 2006-07...Joined Peter Forsberg (1997-99) as the only players in Avalanche history to record back-to-back seasons of 90+ points...Became the first Colorado skater to lead the team in scoring for three straight seasons since Sakic from 2003-04 to 2006-07...Finished tied for sixth in the NHL with 41 goals, surpassing the 40-goal mark for the first time in his career...Was Colorado's first 40-goal scorer since Milan Hejduk (50) in 2002-03...Joined Hejduk (twice) and Sakic (three times) as the only Avalanche players since the franchise relocated to reach 40 goals in a season...Was the first Avs player to score 30+ goals in back-to-back campaigns since Sakic (three straight) from 2003-07, and only the second Colorado player to score 35+ goals in back-to-back years (Hejduk, 2002-04)...Led the NHL with a franchise-record 365 shots, breaking Sakic's previous record of 339 that had stood since the Avalanche's inaugural season of 1995-96...Was the first Colorado player to lead the league in shots...Finished fourth in the NHL in power-play points (37) and was sixth in PP assists (25)...His 37 man-advantage points were the most by a Colorado player since 2006-07 (Sakic, 43)...Led the team in points, goals, assists, shots, ice time (22:05) and plus/ minus (+20)...Was the only NHL forward to lead his respective team in average ice time and the first forward to lead the Avalanche in ice time since Sakic in 1998-99 (25:35)...Led the team in both home (52) and road (47) points...Served as captain of the Central Division for the 2019 NHL All-Star Game but did not play in the contest due to injury...Was the first Avalanche player to be named All-Star captain since Sakic in 2006-07 and the first to be selected to three straight All-Star Games since Rob Blake from 2002-04...Scored a goal in each of his first six games, Oct. 4-16, establishing a franchise record for the longest goal streak to begin a season...He eclipsed the previous mark of five straight games with a goal set by Mats Sundin to open the 1992-93 campaign with Quebec...Tallied points in each of his first nine games, Oct. 4-22, tying the then-Avalanche record for the longest point streak to start a season (John-Michael Liles, 2010-11, and Mikko Rantanen this year)...Scored 11 seconds into the first period on Oct. 13 vs. Calgary, the fastest goal to begin a

STATISTICS

SEASON	TEAM	LEAGUE	REGULAR SEASON								PLAYOFFS					
			GP	G	A	PTS	PIM	+/-	PP	SH	GW	GP	G	A	PTS	PIM
2011-12	Halifax	QMJHL	58	31	47	78	45	-	-	-	-	17	13	15	28	12
2012-13	Halifax	QMJHL	44	32	43	75	45	-	-	-	-	17	11	22	33	12
	Canada	WJC	6	0	1	1	4	-	-	-	-	-	-	-	-	-
2013-14	Colorado	NHL	82	24	39	63	26	+20	8	0	5	7	2	8	10	4
	Canada	WC	8	1	3	4	8	-	-	-	-	-	-	-	-	-
2014-15	Colorado	NHL	64	14	24	38	34	-7	3	0	2	-	-	-	-	-
	Canada	WC	10	4	5	9	6	-	-	-	-	-	-	-	-	-
2015-16	Colorado	NHL	72	21	31	52	20	-4	7	0	6	-	-	-	-	-
2016-17	Colorado	NHL	82	16	37	53	16	-14	2	2	4	-	-	-	-	-
	North America	W-Cup	3	2	1	3	2	-	-	-	-	-	-	-	-	-
	Canada	WC	10	6	9	15	6	-	-	-	-	-	-	-	-	-
2017-18	Colorado	NHL	74	39	58	97	55	+11	12	0	12	6	3	3	6	4
2018-19	Colorado	NHL	82	41	58	99	34	+20	12	0	6	12	6	7	13	2
2019-20	Colorado	NHL	69	35	58	93	12	+13	12	0	4	15	9	16	25	12
NHL TOTALS			525	190	305	495	197	+39	56	2	39	40	20	34	54	22

VS. NHL

	GP	G	A	PTS	PIM		GP	G	A	PTS	PIM		GP	G	A	PTS	PIM
Anaheim	18	9	8	17	4	Edmonton	16	3	12	15	8	Pittsburgh	14	4	8	12	6
Arizona	19	3	13	16	40	Florida	14	5	3	8	4	San Jose	18	11	9	20	2
Boston	14	4	7	11	2	Los Angeles	19	3	7	10	6	St. Louis	29	11	15	26	8
Buffalo	12	6	9	15	2	Minnesota	30	11	15	26	8	Tampa Bay	14	9	11	20	0
Calgary	19	9	13	22	10	Montreal	12	5	6	11	2	Toronto	14	6	6	12	4
Carolina	13	2	10	12	2	Nashville	26	9	16	25	6	Vancouver	19	8	13	21	12
Chicago	31	11	18	29	12	New Jersey	13	3	9	12	8	Vegas	8	1	7	8	7
Colorado	-	-	-	-	-	NY Islanders	14	6	8	14	0	Washington	13	6	11	17	6
Columbus	13	4	7	11	2	NY Rangers	13	6	7	13	6	Winnipeg	28	9	13	22	4
Dallas	31	10	20	30	8	Ottawa	14	5	11	16	0						
Detroit	14	9	7	16	7	Philadelphia	13	2	6	8	11						

game by an Avalanche player since Antti Laaksonen set the club record by scoring eight seconds (:08) into the first period on Feb. 10, 2006 at Columbus... Was named the NHL's Second Star for the month of November after sharing the league lead with 23 points (9g/14a) in 14 games... His 23 points equaled the Avalanche record for the month of November (Forsberg, 1995-96)... Registered his 200th NHL assist on Nov. 7 vs. Nashville and skated in his 400th NHL game on Nov. 30 vs. St. Louis... Tied Sakic's 1995-96 Avalanche record for the fewest team games (30) to reach 20 goals on Dec. 8 at Tampa Bay... Finished the 2018 calendar year with the third-most points (110) and fourth-most goals (47) of any NHL player... His 40th goal of the season on April 2 vs. Edmonton was also his 400th career point... Became the first player from the 2013 draft class to reach 400 points and at 23 years, 213 days, the second-youngest Colorado/Quebec player to reach 400 points behind Sakic (23 years, 135 days)... Logged a career-high 26:41 of ice time on April 4 vs. Winnipeg. PLAYOFFS: Finished second on the Avalanche with 13 points (6g/7a) in 12 playoff contests... Tied Mikko Rantanen for the team lead in goals, the most by a Colorado skater in the postseason since Joe Sakic had seven in 2004... Led the NHL with three game-winning goals during the 2019 Stanley Cup Playoffs... Ranked first on the club in shots (57)... Had an eight-game point streak from April 13–May 2, the longest by an Avalanche player in the post-season since Peter Forsberg (eight) in 2002... The eight-game streak also tied Vladimir Tarasenko for the longest during the 2019 postseason... MacKinnon had a five-game assist streak from April 15-28, matching David Krejci for the league high... Tallied his second career playoff overtime goal in Game 2 of the first-round series at Calgary on April 13... Scored two power-play goals and had an assist in the first period of Game 3 vs. Calgary (April 15), tying franchise playoff records for points and PPG in a single period... Was the 13th Colorado/Quebec player to have three points in a postseason period, the first since Forsberg on April 17, 2004, and just the third to score two PPG in a period, as Forsberg and Mike Ricci both did it during the 1996 postseason.

2017-18: Named a finalist for the Hart Trophy and Ted Lindsay Award and was selected to the NHL Second All-Star Team... Finished second in Hart voting to Taylor Hall (1,264-1,094) in what was the closest Hart Trophy race since 2012-13, when Alex Ovechkin edged Sidney Crosby, 1,090-1,058... Was also the runner-up for the Ted Lindsay Award... Was the first Avalanche player to be selected to a postseason NHL All-Star Team since Semyon Varlamov (second team) in 2013-14... Finished fifth in league scoring with 97 points (39g/58a) in 74 games, becoming the first Avalanche player to end a season among the NHL's top-five scorers since Joe Sakic (T-2nd) in 2003-04... Ranked second in the NHL in points-per-game (1.31), and tied for the league lead with 12 game-winning goals, matching the Avalanche record set by Sakic in 2000-01... Three of those winners were overtime goals, equaling a single-season franchise record... Tied for the league lead with nine multi-goal games, the most by a Colorado player since 2002-03 (Hejduk, nine)... Notched 13 three-point performances, second in the NHL, and the most by an Avalanche skater since 2002-03 (Forsberg, 14)... MacKinnon was the first Avalanche player with two five-point games in a season since Stastny in 2007-08, and he joined Mathew Barzal (three times) as the only NHL players with multiple five-point games in 2017-18... MacKinnon's 27 multi-point efforts were the most by a Colorado player since 2006-07 (Sakic, 28)... Among the league leaders, MacKinnon finished tied for ninth in goals, tied for 11th in assists, ranked eighth in shots and tied for 14th in power-play goals (12)... Was the first NHL player to record 12-plus game-winning goals and 12-plus power-play tallies in the same season since 2011-12 (Steven Stamkos)... He also joined Sakic in 2000-01 as the only Avalanche players to ever reach 12 in both categories... Was the NHL's leading scorer at home with 67 points (27g/40a) in 39 contests, tying the Avalanche record for home points set by Sakic in 2000-01... It was the most points by an NHL player in his own building since 2011-12 (Evgeni Malkin, 67)... Eight of MacKinnon's game winners came at Pepsi Center, a new Avalanche record for GWG at home... Participated in the 2018 NHL All-Star Game in Tampa on Jan. 28, the first Avalanche player to be selected to two straight All-Star Games since Sakic in 2003-04 and 2006-07... Was named one of the NHL Three Stars of the Week on four occasions throughout the year, the first Colorado player to earn four weekly honors in a season since the three stars began in 2006-07... Scored 15% of the Avalanche's goals and had a hand in

38%... Tied Nikita Zadorov for the team lead with three fighting majors... Was named the NHL's First Star of the Month in November, the first Avalanche player to be named First Star of the Month since Craig Anderson in October of 2009... Paced the league in points-per-game (1.67), points (20-tied), assists (15) and plus/minus (+11) in 12 November games, with his 15 assists the most by an Avs player in a single month since 2002-03 (Forsberg, three times)... Registered 20 points (6g/14a) in a 10-game stretch from Oct. 28–Nov. 22, the first Avalanche player to record 20 points in a span of 10 team games since Sakic from March 20 to April 9, 2006... MacKinnon had another 20 point in 10-game stretch from Feb. 20–March 10 (8g/12a)... Posted four consecutive multi-point games from Oct. 28–Nov. 5, the first Avalanche player to accomplish that feat since Matt Duchene did it from Dec. 16-21, 2013... Recorded his first career five-point game (1g/4a) on Nov. 16 vs. Washington, the first five-point effort by an Avalanche player since Dec. 9, 2007 (Hejduk six, Stastny five vs. St. Louis)... His four assists were also a personal best and the most by a Colorado player since T.J. Galiardi on Feb. 2, 2010 vs. Columbus... Scored overtime goals on Nov. 19 at Detroit and Nov. 29 vs. Winnipeg, becoming the fourth Colorado skater to score two OT goals in one calendar month (Forsberg, David Jones, Tyson Barrie)... Scored a goal in five straight games, Jan. 6-20, the longest stretch by an Avalanche player since Gabriel Landeskog from Feb. 12-20, 2015 (also five)... Had 52 points at the halfway point of the season (through 41 team games), the most by an Avalanche player since Sakic had 56 in 2000-01... Left the Jan. 30th contest at Vancouver due to an upper-body injury, forcing him to miss eight games... Placed on IR, Feb. 13 (retroactive to Jan. 30) and activated on Feb. 18... Became the third-youngest Avalanche/Nordiques player (22 years, 172 days) to reach 100 career goals with an OT winner on Feb. 20 at Vancouver... Compiled a career-high 14-game point streak from Feb. 24–March 22, the third-longest run by an NHL player in 2017-18 (Taylor Hall 19, Patrik Laine 15)... It was the longest streak by a member of the Avalanche since Stastny had points in 20 straight games in 2006-07... Recorded 30 points (14g/16a) in a 15-game stretch from Feb. 20–March 20... Picked up his second five-point game and was +5 on March 2 vs. Minnesota, the first Avs player to record a +5 rating since Rob Blake on March 19, 2006 at San Jose... Had 11 shots on March 18 vs. Detroit, the most by a Colorado player since Ryan Smyth (11) on Oct. 16, 2007 vs. Calgary... Finished the month of March with 22 points (9g/13a) in 15 games, second on the team (Mikko Rantanen, 23)... Tallied his 300th NHL point on April 1 at Anaheim... Was named the NHL First Star of the Week for Jan. 15-21 and Feb. 26–March 4, was the Second Star of the Week for March 12-18 and the Third Star of the Week for Nov. 13-19. PLAYOFFS: Finished second on the team with six points (3g/3a) in six games during the 2018 Stanley Cup Playoffs... Led the Avs in shots (28) and ranked second in goals... Collected his first career playoff multi-goal game on April 16 vs. Nashville (Game 3).

2016-17: Led the Avalanche in points (53), assists (37), shots (251), game-winning goals (4) and short-handed tallies (2)... Was the only Colorado player to appear in all 82 games... Represented the Avalanche at the 2017 NHL All-Star Game in Los Angeles, his first career All-Star Game selection... Led the NHL with 61 shots in November... MacKinnon's 61 shots were the most by a Colorado player in any month since Joe Sakic (67) in March 2001... Recorded his 100th NHL assist on Nov. 11 vs. Winnipeg... Scored his first career short-handed goal on Nov. 17 at Dallas... Tallied his first career regular-season overtime goal on Dec. 23 at Chicago and added his second on Jan. 6 vs. NY Islanders... Appeared in his 300th NHL game on April 9 at St. Louis.

2015-16: Ranked first on the Avalanche in shots (245) and shared the club lead in game-winning goals (6)... Finished third on the Avs in points (52) and goals (21) and was fourth in assists (31)... Attempted two penalty shots, Feb. 4 vs. Dallas and March 3 vs. Florida (both unsuccessful)... Joined Milan Hejduk (2003-04) as the only Avalanche players to attempt two penalty shots in one season... Scored two goals 0:13 apart on Nov. 14 at Montreal, the fastest two goals by an Avalanche player since Hejduk on Jan. 18, 2001 vs. Vancouver (0:13)... Tallied his second career hat trick, which included a pair of power-play goals, on Dec. 28 at San Jose... Scored two game-tying goals in the final minute of regulation, Jan. 6 and Jan. 22, both against St. Louis at Pepsi Center... Recorded a goal and an assist in the NHL Stadium Series outdoor game against the Red Wings

at Coors Field on Feb. 27... Appeared in his 200th NHL game and attempted his first career penalty shot on Feb. 4 vs. Dallas... Missed the final 10 games of the season due to injury (knee).

2014-15: Missed the final 18 games of the season due to a fractured foot... Had played in 146 consecutive games (153 including playoffs) to begin his NHL career prior to the foot injury... Appeared in his 100th NHL game on Nov. 13 at NY Rangers... Recorded his first fighting major on Feb. 5 vs. Detroit (Jonathan Ericsson)... Tallied his first career hat trick on Feb. 22 vs. Tampa Bay, becoming the youngest Avalanche player to ever record a hat trick (19 years, 174 days)... Only one player in franchise history registered a hat trick at a younger age, Joe Sakic, who scored three goals at 19 years, 107 days on Oct. 22, 1988 at NY Islanders and also 19 years, 140 days on Nov. 24, 1988 vs. Montreal... MacKinnon's three-goal game was the first by an Avalanche player since Matt Duchene did it on Nov. 4, 2011 at Dallas and the first on home ice since March 6, 2010 (Chris Stewart vs. St. Louis)... Picked up his 100th NHL point on Feb. 24 at Nashville.

2013-14: Won the Calder Memorial Trophy as the NHL's rookie of the year... MacKinnon, who was 18 years, 224 days on the final day of regular season, became the youngest player to ever win the Calder Trophy... The previous mark was held by Carolina's Jeff Skinner, who was 18 years, 329 days when he won it in 2010-11... MacKinnon received 130 of the 137 first-place votes for the award, with his 1,347 total votes far out-distancing Tampa Bay forwards Ondrej Palat (791) and Tyler Johnson (352)... Became the third player in Avalanche history to win the Calder Trophy, joining Chris Drury (1998-99) and Gabriel Landeskog (2011-12)... Was the fifth player in the 34-year history of the Avalanche/Nordiques franchise to capture rookie of the year honors, joining Peter Stastny (1980-81), Peter Forsberg (1994-95), Drury and Landeskog... Named to the NHL All-Rookie Team... Led all rookies in points (63), goals (24-tied), assists (39), power-play goals (8), game-winning goals (5-tied), shots (241) and games played (82-tied)... Became the first NHL player to lead all rookies in goals, assists and

points since Evgeni Malkin in 2006-07... Was one of only two Avs to appear in every game (Patrick Bordeleau) and one of only three NHL rookies to dress in all 82 contests (Tyler Johnson, Tom Wilson)... Led the Avalanche in shots, ranked second in assists (tied), plus/minus (+20) and PPG, and finished fourth in goals and points... Was the first NHL rookie to surpass 60 points with a plus/minus rating of +20 or better since 1992-93 (Joe Juneau, Eric Lindros, Shawn McEachern)... Made his NHL debut at the age of 18 years, 31 days on Oct. 2 vs. Anaheim, becoming the youngest player in franchise history... He was over 200 days younger than the previous record holder, Owen Nolan, who was 18 years, 235 days when he debuted for Quebec on Oct. 4, 1990 at Hartford... Notched two assists in that debut to become the youngest player to record two or more points in a game since Jan. 8, 1944, when Ted Kennedy (18 years, 27 days) had four points (1g/3a) for the Maple Leafs in a 12-3 win over the Bruins in Toronto... Had an assist in each of his first three NHL games, becoming the fifth player in franchise history to accomplish that feat... Scored his first NHL goal on Oct. 12 at Washington, becoming the youngest player in franchise history to score a goal (18 years, 41 days)... Equaled a franchise rookie record with nine shots on Nov. 12 at Carolina... Had back-to-back two-goal games, Jan. 4-6, becoming the youngest player in NHL history to record multiple goals in two straight games (18 years, 127 days)... Broke the previous mark set by Dale Hawerchuk (18 years, 204 days) from Oct. 23-25, 1981 with the Winnipeg Jets... Recorded his first career multi-goal game on Jan. 4 vs. San Jose, becoming the youngest player in franchise history to score two goals in a game (18 years, 125 days)... He broke the previous mark set by Ryan O'Reilly, who was 18 years, 272 days when he lit the lamp twice on Nov. 6, 2009 vs. Chicago... Led the team and all NHL rookies with nine goals in January, the second-most ever by an Avs rookie in a single month... Led all rookies and tied for the league lead with 10 points (5g/5a) in seven games during the month of February... Compiled a 13-game point streak from Jan. 25 to March 6, the longest streak by an 18-year-old in NHL history... He topped Wayne Gretzky's record of 12 straight games with a point from Dec. 9, 1979 to Jan. 5, 1980... MacKinnon's streak was the second-longest by an NHL rookie over the



past 20 seasons, trailing only Paul Stastny's record 20-game stretch in 2006-07...Hit the 50-point mark on March 4 at Chicago, becoming the fifth-youngest player in NHL history to reach 50 points (18 years, 184 days)...Only Bep Guidolin (18 years, 58 days), Ted Kennedy (18 years, 97 days), Sidney Crosby (18 years, 161 days) and Brian Bellows (18 years, 182 days) were younger. PLAYOFFS: Shared the team scoring lead during the playoffs with 10 points (2g/8a) in seven contests...MacKinnon's 10 points were the third-most by an 18-year-old in one playoff year, behind only Jaromir Jagr (13, 1991) and Ed Olczyk (11, 1985)...Despite playing just seven games, Nathan's eight postseason assists tied for the league lead among rookies...Collected three assists in his playoff debut on April 17 vs. Minnesota, becoming the first rookie to ever record three assists in his postseason debut...At 18 years, 228 days, he was the second-youngest player in NHL history to record three points in his playoff debut (Pierre Turgeon was 18 years, 222 days on April 6, 1988 at Boston)...Had a goal and three assists in Game 2 on April 19, becoming the third 18-year-old in NHL history to record a four-point game in the postseason (Pierre Turgeon, 1988 and Trevor Linden, 1989)...With that four-point effort, Nathan tied the NHL record for most points in the first two playoff games of a career with seven (Odie Cleghorn, Montreal 1918-19 and Barry Pederson, Boston 1981-82)...Was the fourth player in NHL history to record three or more points in each of his first two career postseason games (Newsy Lalonde 1917-18, Cleghorn 1918-19, Bobby Smith 1979-80)...Scored the overtime winner in Game 5 on April 26 at Pepsi Center, becoming the second-youngest player in Stanley Cup Playoff history to score an OT goal (18 years, 237 days)...Don Gallinger was 17 years, 339 days when he did it for Boston on March 21, 1943 against Montreal.

2012-13: Helped lead the Halifax Mooseheads to their first-ever Quebec Major Junior Hockey League championship and first-ever Memorial Cup title...Named MVP of the 2013 Memorial Cup after recording a tournament-high 13 points (7g/6a) in four games, which included a hat trick and five points in the final against Portland on May 26...During the 2012-13 regular season, MacKinnon collected 75 points (32g/43a) in 44 contests for Halifax, averaging 1.70 points-per-game...He finished tied for fourth on the Mooseheads in scoring and added a +40 plus/minus rating en route to being named to the QMJHL Second All-Star Team...Went on to tally 33 points (11g/22a) in 17 playoff games as the Mooseheads won the league championship...Nathan's 33 postseason points tied him for second in the QMJHL...Led Halifax in game-winning goals during the regular season (7-tie) and playoffs (4).

2011-12: As a rookie with Halifax in 2011-12, MacKinnon led the Mooseheads in goals (31), assists (47) and points (78)...His 78 points finished second among QMJHL rookies...Led Halifax in playoff scoring as well, registering 28 points

(13g/15a) in 17 postseason contests...Was selected first overall by the Baie-Comeau Drakkar in the 2011 QMJHL Draft before his rights were traded to Halifax.

Other: Helped his bantam team in Cole Harbour win the Atlantic AAA Championship in 2008...He then went on to play for Shattuck-St. Mary's prep school in Minnesota from 2009-11 before joining Halifax.

INTERNATIONAL

Played for Canada at the 2014, 2015 and 2017 IIHF World Championship, the 2013 IIHF World Junior Championship, and also represented Team North America at the World Cup of Hockey in 2016...Led Team Canada with 15 points (6g/9a) in 10 games at the 2017 IIHF World Championship in Germany/France, helping the Canadians to a silver medal...MacKinnon's 15 points tied him for second among all tournament scorers...Helped Canada capture the gold medal at the 2015 IIHF World Championship in the Czech Republic...Recorded nine points (4g/5a) in 10 games at the tournament, which included a tally in the gold-medal game against Russia on May 17...Had three points (2g/1a) in three games for Team North America at the 2016 World Cup of Hockey.

PERSONAL

Was the first player to be selected first overall by the Avalanche since the franchise moved to Denver in 1995...Was the fourth player in franchise history to be drafted first overall, joining Mats Sundin in 1989, Owen Nolan in 1990 and Eric Lindros in 1991...Was only the third 17-year old to be taken first overall since 1988, joining Sidney Crosby in 2005 and Joe Thornton in 1997...Was the first Halifax Mooseheads player to ever be selected first overall...Born in Halifax, Nova Scotia, Nathan grew up in Cole Harbour, Nova Scotia, the same hometown as Crosby...Nathan and Sidney donated their shares from winning the 2015 IIHF World Championship to the youth hockey organization in Cole Harbour...Crosby and MacKinnon have appeared in Tim Horton's commercials together...Co-hosted a floor hockey clinic with 70 intellectually disabled athletes from Special Olympics Colorado as part of the Avalanche Street/Floor Hockey program and Hockey is for Everyone month on Feb. 20, 2017 at Pepsi Center...As part of the NHL/NHLPA's Industry Growth Fund Grant Program, Nathan joined 120 third to fifth graders for a Playworks Street Hockey clinic on Dec. 10, 2015 at High Tech Early College in Denver...Playworks is a non-profit aimed at improving the health and well-being of kids by increasing opportunities for physical activity...Hosted a practice for the Avalanche's Pee Wee Team during each of his first two NHL seasons...MacKinnon himself participated in the Quebec Pee Wee Tournament as a youth hockey player...Skated with 50 children battling cancer and their families as part of the Avalanche's Break The Ice program on Nov. 6, 2018.



80

CALE MAKAR

DEFENSEMAN HEIGHT: 5-11 WEIGHT: 187 LBS. SHOOTS: RIGHT
BORN: OCTOBER 30, 1998 (CALGARY, ALBERTA)

TRANSACTIONS: Colorado's first selection (first round, fourth overall) in the 2017 NHL Entry Draft.

CAREER HIGHS

- Goals/Game:** 2 (2x), last: Nov. 21, 2019 at Minnesota
- Assists/Game:** 4, Nov. 16, 2019 at Vancouver
- Points/Game:** 4, Nov. 16, 2019 at Vancouver
- Point Streak:** 5 games, Oct. 3-14, 2019
- Goal Streak:** 3 games, Nov. 7-12, 2019
- Assist Streak:** 5 games, Oct. 3-14, 2019
- Shots/Game:** 7, Nov. 9, 2019 vs. Columbus
- Ice Time/Game:** 27:45, Nov. 23, 2019 vs. Toronto
- Plus/Minus:** +3 (3x), last: Feb. 4, 2020 at Buffalo
- Consec. Games:** 29 games, Oct. 3-Dec. 7, 2019
- Mult. Pt. Games:** 10 total – 2 pts (7), 3 pts (2), 4 pts (1)
- Career Shootouts:** None
- Career Penalty Shots:** No attempts
- Career OT goals:** None

2019-20 SEASON

Won the Calder Memorial Trophy, becoming the first defenseman in Avalanche/Nordiques history to win the NHL's rookie of the year... Became the sixth player in franchise history to capture the award and the fourth since the team relocated to Denver, joining Chris Drury (1998-99), Gabriel Landeskog (2011-12) and Nathan MacKinnon (2013-14)... Peter Stastny (1980-81) and Peter Forsberg (1994-95) both won the Calder during the organization's time in Quebec... Is just the 12th defenseman in NHL history to win the Calder and only the second in the last 10 seasons, joining Aaron Ekblad in 2014-15... Named to the NHL All-Rookie Team, the first Avalanche defenseman to be selected to the All-Rookie Team since John Michael Liles in 2003-04... Finished second among NHL rookies in scoring with 50 points (12g/38a) in 57 games... Makar's 0.88 points-per-game average led all rookies and tied for the third-highest single-season total by a rookie defenseman in NHL history (min. 50 GP)... Only Brian Leetch (1.04, New York Rangers, 1988-89) and Larry Murphy (0.95, Los Angeles Kings, 1980-81) averaged more... Led all rookie blueliners with 12 goals and tied for first among all rookies with four game-winning tallies... His 0.21 goals-per-game average was the highest by a first-year defenseman since 2015-16 (Shayne Gostisbehere, 0.27)... Makar's 38 assists ranked second among all rookies... Was first among rookie blueliners in even-strength goals (8) and points (31) as well as power-play goals (4)... Finished

second among all rookies in power-play points (19) and assists (15)... Makar and Vancouver's Quinn Hughes, who led all rookies with 53 points in 68 games, became the first defensemen to rank 1-2 in rookie scoring in the NHL's modern era (since 1943-44)... Overall, only 17 rookie defensemen in NHL history have reached the 50-point mark in a season, with Makar and Hughes the first since Vladimir Malakhov (52) in 1992-93 with the NY Islanders... Led all Colorado defensemen in points, goals and assists, all franchise records for a rookie blueliner... His four game-winning tallies were also a franchise mark for a first-year defender... Made his regular-season debut in the season opener vs. Calgary on Oct. 3 and had an assist... Notched points in each of his first five games, Oct. 3-14, becoming the fifth defenseman in NHL history to open his career with points in each of his first five career games... In fact, Makar's five-game streak ended up tied for the second-longest by a blueliner to begin a career (Marek Zidlicky, six, 2003-04 with Nashville)... Makar's five-game point streak to begin his career equaled the Avalanche record set by Alex Tanguay in 1999-00... Tied for first among rookies in points (10) and assists (nine) in October, with his nine assists an Avalanche record for a rookie defenseman in that month... Tallied his first regular-season goal on Oct. 25 at Vegas... Named the NHL's Rookie of the Month for November, the first Avalanche defenseman to ever be named NHL Rookie of the Month and the first Colorado player since Gabriel Landeskog in February 2012... Makar led all NHL rookies and all NHL defensemen in points (16) and goals (seven) in 14 November games... His 16 points were the third-most ever by a rookie defenseman in November and the most by a rookie defenseman in ANY month since Alexei Zhitnik (19) in March of 1993 with Los Angeles... Makar's seven goals tied the franchise record for a defenseman in a single month and also equaled the third-most ever by an NHL rookie blueliner in one month... He scored three game-winning goals in November, the most by any rookie defenseman with in a single calendar month in NHL history... Selected as the NHL's Third Star of the week for Nov. 4-10... Was the first rookie defenseman in franchise history to score a goal in three straight games, Nov. 7-12... In fact, he was just the 11th rookie blueliner to have a three-game goal streak over the last 30 years (since 1989-90)... Recorded three points on Nov. 7 vs. Nashville and followed that up with a pair of goals on Nov. 9 vs. Columbus... He was just the second rookie defensemen in Avalanche/Nordiques history to post consecutive multi-point outings, joining David Pichette (Dec. 7-10, 1980), and the first to score two goals in a game... Potted the game-winning goal in two straight contests, Nov. 9-12, the eighth rookie defenseman in NHL history to score the winning tally in consecutive games... Had four assists on Nov. 16 at Vancouver, setting a franchise rookie record for assists by a defenseman in a single game and matching the record in points (Quebec's Jeff Brown, Oct. 13, 1986 at Vancouver)... Surpassed the 20-point mark in that Nov. 16 victory, becoming just the fourth defenseman in NHL history to record 20 or more points in his first 20 career games... He was only the second to do so in the modern era (since 1943-44) and the first since Larry Murphy nearly 40 years ago... Makar was the fourth defenseman to be the first rookie to surpass 20 points, joining Nicklas Lidstrom (22 GP with Detroit in 1991-92), Bobby Orr (33 GP with Boston in 1966-67) and Hap Day (18 GP with Toronto St. Pats in 1924-25)... It was the most points by any Avalanche defender through the team's first 20 contests... Collected an assist on five consecutive Avalanche goals from Nov. 16-19, becoming the sixth rookie defenseman in NHL history to assist on five consecutive team goals... Logged a career-high 27:45 of ice time on Nov. 23 vs. Toronto, the most minutes by a Colorado rookie blueliner since April 26, 2013 (Tyson Barrie 28:48 at Phoenix)... Suffered an upper-body injury on Dec. 7 at Boston, forcing him to miss eight games (Dec. 9-23)... Placed on IR, Dec. 13 (retro to Dec. 7), and activated on Dec. 27... Makar's 29 points on Jan. 1 were the most by a rookie blueliner through New Years Day since Lidstrom (35) in 1991-92... Surpassed the 30-point mark on Jan. 4 at New Jersey, becoming the eighth defenseman in history to record his first 30 career regular-season points in 33 games or fewer, and the first since Lidstrom in 1991-92... Scored his 11th goal of the year on Jan. 18 vs. St. Louis, breaking the single-season franchise record for a rookie defenseman (10) set by John-Michael Liles in 2003-04... With an assist on Feb. 4 in Buffalo, Makar broke the franchise record for the most points by a rookie defenseman in a single season with 38, topping the previous mark of 37 set by Bruce Bell for Quebec in 1984-85... Missed five games due to an upper-body injury, March 2-9... Returned to the lineup for what turned out to be the season finale on March 11 vs. NY Rangers and picked up three assists that night to surpass the 50-point mark. **PLAYOFFS:** Recorded 15 points

(4g/11a) in 15 contests during the 2020 Stanley Cup Playoffs...His 15 points were the second most ever by an NHL rookie defenseman in a single postseason, trailing only Quinn Hughes' 16 points (2g/14a) in 17 contests this year...Led all rookies this postseason in points-per-game (1.00) and plus/minus (+12), while ranking second in assists and third in both points and goals (tied)...Makar is just the fifth rookie ever—and the only defenseman on that list—to average at least a point-per-game during a single postseason (min 15 GP), joining Don Maloney (1979, NY Rangers), Dino Ciccarelli (1981, Minnesota), Marian Stastny (1982, Quebec) and Ville Leino (2010, Philadelphia)...Makar became the first defenseman to record 21 or more points in first 25 career playoff games since Sergei Zubov in 1995...His 15 points (4g/11a) were the most by an Avalanche defender in a postseason since Rob Blake (19) in 2001...It was the second-most points in a single postseason by a rookie in franchise history (Marian Stastny, 17 in 1982) and the fourth-most by an Avalanche/Nordiques defenseman in a single playoff year...Recorded points in five straight games from Aug. 12-19 and again from Aug. 24-Sept. 2, the second rookie in NHL history to record multiple point streaks of five or more games in a single playoff year, joining Don Maloney in 1979 (7 games and 5 games with NY Rangers)...Scored a goal 19 seconds into the third period of Game 4 of Colorado's first-round series against Arizona on Aug. 17, the second-fastest goal to begin a period in Avalanche/Nordiques franchise history (Peter Forsberg, 0:17, April 22, 1998 vs. Edmonton, 3rd period)...Notched three assists in Game 3 vs. Dallas on Aug. 26, establishing a new franchise record for assists in a playoff game by a first-year defenseman and matching the franchise mark for most points in a postseason contest by a rookie blueliner (Jeff Brown, April 12, 1987 vs. Hartford, 1g/2a)...Makar's three points were the most ever by an Avalanche rookie defenseman in a postseason contest, and he became the 21st rookie blueliner in NHL history with 3+ points in a playoff game...Recorded a postseason career-high 32:01 of ice time in Game 7 vs. Dallas on Sept. 4, the most minutes ever by an Avalanche rookie in the playoffs.

CAREER

2018-19: Captured the Hobey Baker Award as a sophomore at the University of Massachusetts, becoming the first player in school history to win college hockey's top individual prize...Helped UMass reach its first-ever NCAA Frozen Four (lost to Minnesota Duluth in the championship game), achieve its first No. 1 ranking in school history, set program records in wins and conference wins, and capture the team's first-ever Hockey East regular-season championship...Was voted the

Hockey East Player of the Year by unanimous selection and was named an AHCA First Team (East) All-American...Became the first player in school history to win league player of the year...Also received the Leonard Fowle Award as New England Player of the Year...Led Hockey East and ranked first nationally among all NCAA defensemen with 49 points (16g/33a) in 41 games...Was the first defenseman in history to lead Hockey East in overall scoring and broke the UMass single-season school record for points by a defenseman (41) set by Thomas Poeck in 2003-04...Makar's 1.20 points-per-game average ranked eighth among all NCAA skaters...Totaled 30 points (8g/22a) in 24 conference games (1.25 per contest), first among blueliners and second overall in the league...Makar, the Minutemen's alternate captain, was recognized as Hockey East Defensive Player of the Week three times, Player of the Week three times and was the Hockey East Player of the Month in October...Was named the Most Outstanding Player of the NCAA Northeast Regional. **PLAYOFFS:** Seventy two hours after winning the Hobey Baker Award and 48 hours after playing in the NCAA championship game, Makar scored his first NHL goal on his first shot in the opening period of Colorado's Game 3 victory against Calgary on April 15...He became the first defenseman in history to score his first career goal while making his NHL debut in the Stanley Cup Playoffs...Overall, he was the seventh player in history to make his League debut in the playoffs and score, and the first Colorado/Quebec skater to do so...Despite playing just 10 games, Makar ended up leading all NHL rookie defensemen with six points (1g/5a) during the Stanley Cup Playoffs...His six points tied the franchise rookie record for a blueliner set by Quebec's Jeff Brown in 1987...Only two rookie skaters had more points during the 2019 postseason, Carolina left wing Warren Foegele (9) and Dallas left wing Roope Hintz (8)...Finished the playoffs with a +3 plus/minus rating, tied for fifth on the team, and his six points ranked second among Avalanche rearguards.

2017-18: Named a Hockey East Third Team All-Star and was selected to the Hockey East All-Rookie Team as a freshman at the University of Massachusetts...Tallied 21 points (5g/16a) in 34 games, finishing second on the Minutemen in assists and fifth in scoring...His 21 points placed him fourth among Hockey East rookie defensemen...Ranked second on the team in shots (112) and plus/minus rating (+9)...Helped Team Canada win the gold medal at the 2018 IIHF World Junior Championship in Buffalo...Was named to the tournament's all-star team after recording eight points (3g/5a) in seven games, tops among Canadian defensemen and tied for first among all blueliners.

STATISTICS

SEASON	TEAM	LEAGUE	REGULAR SEASON								PLAYOFFS					
			GP	G	A	PTS	PIM	+/-	PP	SH	GW	GP	G	A	PTS	PIM
2014-15	Flames Midget AAA	AMHL	34	7	16	23	14	-	-	-	-	2	0	0	0	0
	Brooks	AJHL	3	1	4	5	4	-	-	-	-	20	1	6	7	4
2015-16	Brooks	AJHL	54	10	45	55	28	-	-	-	-	13	3	11	14	0
2016-17	Brooks	AJHL	54	24	51	75	18	-	-	-	-	13	5	13	18	4
2017-18	UMass	Hockey East	34	5	16	21	20	-	-	-	-	-	-	-	-	-
	Canada	WJC	7	3	5	8	0	-	-	-	-	-	-	-	-	-
2018-19	UMass	Hockey East	41	16	33	49	31	-	-	-	-	-	-	-	-	-
	Colorado	NHL	-	-	-	-	-	-	-	-	-	10	1	5	6	0
2019-20	Colorado	NHL	57	12	38	50	12	+12	4	0	4	15	4	11	15	0
NHL TOTALS			57	12	38	50	12	+12	4	0	4	25	5	16	21	0

VS. NHL

	GP	G	A	PTS	PIM		GP	G	A	PTS	PIM		GP	G	A	PTS	PIM
Anaheim	2	0	1	1	0	Edmonton	2	0	0	0	0	Pittsburgh	2	0	1	1	0
Arizona	2	0	2	2	0	Florida	2	0	0	0	0	San Jose	1	1	0	1	0
Boston	2	0	1	1	0	Los Angeles	2	0	0	0	4	St. Louis	3	2	2	4	2
Buffalo	2	0	1	1	0	Minnesota	4	2	3	5	0	Tampa Bay	2	0	2	2	0
Calgary	2	0	2	2	0	Montreal	1	0	1	1	0	Toronto	2	0	1	1	0
Carolina	1	0	1	1	0	Nashville	2	1	3	4	0	Vancouver	1	0	4	4	0
Chicago	2	1	0	1	0	New Jersey	1	0	1	1	0	Vegas	1	1	0	1	0
Colorado	-	-	-	-	-	NY Islanders	2	0	2	2	0	Washington	2	0	1	1	0
Columbus	2	2	1	3	0	NY Rangers	2	0	3	3	2	Winnipeg	2	1	0	1	0
Dallas	4	0	2	2	2	Ottawa	2	1	1	2	2						
Detroit	1	0	2	2	0	Philadelphia	1	0	0	0	0						

2016-17: Named the Canadian Junior Hockey League's Most Valuable Player, Alberta Junior Hockey League Most Valuable Player and the AJHL's Most Outstanding Defenseman...Led all AJHL defensemen in scoring with 75 points (24g/51a) in 54 games...That point total ranked sixth in the league and his 1.47 points-per-game average tied him for fourth...Added 18 points (5g/13a) in 13 playoff contests to help the Brooks Bandits to their second consecutive AJHL championship, earning playoff MVP honors...His 18 playoff points led all league blueliners...Registered eight points (3g/5a) in five games to help Brooks capture the 2017 Western Canada Cup and received CJHL top defenseman honors...Received the Roland Mercier Trophy as MVP of the Royal Bank Cup (Canadian Junior A championship series), becoming the first player in the nearly 50-year history of the award to earn it in back-to-back seasons.

2015-16: Named the AJHL Rookie of the Year after totaling 55 points (10g/45a) in 54 games during his first full season for Brooks...His 45 assists were tied for first among league defensemen and ninth among all skaters...Added 14 points (3g/11a) in 13 postseason games...Earned the Roland Mercier Trophy as MVP of the Royal Bank Cup.

2014-15: Began the season with the Calgary Flames Midget AAA team of the Alberta Midget Hockey League, where he tallied 23 points (7g/16a) in 34 contests...Joined the Brooks Bandits and recorded five points (1g/4a) in three regular-season contests before adding seven points (1g/6a) in 20 postseason contests.

Other: Was the highest-ever draft pick from the Alberta Junior Hockey League, surpassing Joe Colborne (Camrose Kodiaks), who was selected by the Boston Bruins with the 16th overall pick in 2008...Was the top-rated North American defenseman in NHL Central Scouting's final rankings for the 2017 draft...Was the ninth-best skater overall on that list...Selected by the Medicine Hat Tigers in the eighth round of the 2013 WHL Bantam Draft.

INTERNATIONAL

Helped Canada win the gold medal at the 2018 IIHF World Junior Championship in Buffalo...Was named to the tournament's all-star team after recording eight points (3g/5a) in seven games, tops among Canadian defensemen and tied for first among all blueliners...Served as captain of Team Canada West at the 2016 World Junior A Challenge, totaling eight points (4g/4a) in four games, including a single-game record five points by a defenseman.

PERSONAL

Skated with 60 children fighting cancer and their families as part of the Avalanche's Break the Ice program and the NHL's Hockey Fights Cancer initiative...Participated in the Avs' TeamFit program, which encourages and promotes fitness and nutrition basics through interactive sessions for students...Resides in Calgary during the offseason.



13 VALERI NICHUSHKIN

RIGHT WING HEIGHT: 6-4 WEIGHT: 210 LBS. SHOOTS: LEFT
BORN: MARCH 4, 1995 (CHELYABINSK, RUSSIA)

TRANSACTIONS: Dallas' first selection (first round, 10th overall) in the 2013 NHL Draft...Signed by Colorado as a free agent, Aug. 19, 2019.

CAREER HIGHS

Goals/Game: 2 (2x), last: Jan. 3, 2016 at NY Islanders
Assists/Game: 3, Dec. 7, 2013 vs. Philadelphia
Points/Game: 4, Dec. 7, 2013 vs. Philadelphia
Point Streak: 4 games, Dec. 7-13, 2019
Goal Streak: 2 games (3x), last: Feb. 4-6, 2020
Assist Streak: 3 games (3x), last: Dec. 21-27, 2019
Shots/Game: 7, Feb. 27, 2016 vs. NY Rangers
Ice Time/Game: 20:41, Feb. 22, 2020 at Los Angeles
Plus/Minus: +4 (2x), last: Feb. 4, 2020 at Buffalo
Consec. GP: 42 games (2x), last: Jan. 3–April 9, 2016
Mult. Pt. Games: 10 total – 2 pts (6), 3 pts (3), 4 pts (1)
Career Shootouts: 0-1 (0.0%)
Career Penalty Shots: 1-4 (25.0%)

2019-20 SEASON

Finished second on the Avalanche and tied for eighth in the NHL in plus/minus rating (+26)...Only three NHL forwards posted a higher plus/minus rating: Artemi Panarin (+36), Anthony Cirelli and Brayden Point (both +28)...Nikita Kucherov tied Nichushkin at +26...Ranked seventh on the team with 13 goals, one shy of his career high...Had a career best three game-winning goals, tied for sixth on the club...Scored his first career shorthanded goal on Dec. 4 at Toronto, the game winner in a 3-1 victory...Tallied goals in back-to-back games, Dec. 7-9, only the second time he has done that in his career (Feb. 5-8, 2014)...Had a four-game point streak, Dec. 7-13, longest of his NHL career...Recorded a Gordie Howe hat trick on Dec. 23 at Vegas...Did not dress on Jan. 4 at New Jersey (illness)...Recorded his 100th NHL point on March 2 at Detroit. **PLAYOFFS:** Registered three points (2g/1a) in 15 playoff outings...Logged a postseason career-high eight hits in Game 2 of Colorado's second-round series against Dallas on Aug. 24...Finished with 53 hits, second-most on the team.

CAREER

2018-19: Returned to the Dallas Stars for his fourth season with the club after spending the previous two years in Russia...Tallied 10 points (0g/10a) in 57 games played...Skated in his 200th career NHL game on Jan. 8 at St. Louis. **PLAYOFFS:** Appeared in one postseason contest, Game 3 of the first round series vs. Nashville on April 15.

2017-18: Recorded 27 points (16g/11a) in 50 regular-season games with CSKA Moscow (KHL)...Led the team in games played...Ranked third on the squad in goals and fifth in points...Tied for first in the KHL in shorthanded goals (3) and overtime goals (2), and ranked second in game-winning tallies (7)...Recorded nine points (3g/6a) in 19 postseason contests, helping CSKA reach the Gagarin Cup Final.

2016-17: Registered 24 points (11g/13a) in 36 regular-season games with CSKA Moscow (KHL)...Ranked eighth in the KHL with a team-high +25 plus/minus rating...Added five points (1g/4a) in nine postseason contests.

2015-16: Notched 29 points (9g/20a) in 79 regular-season contests with Dallas, matching career highs in assists and games played. **PLAYOFFS:** Dressed in 10 postseason contests with the Stars, notching one assist.

2014-15: Missed 59 games from Nov. 8–March 27 after having hip surgery...Returned to the lineup on April 3 vs. St. Louis...Also missed seven games earlier in the year due to injury from Oct. 14-28...Appeared in five games with the Texas Stars of the American Hockey League (0g/4a).

2013-14: Registered 34 points (14g/20a) in 79 games during his first NHL campaign...Finished the season tied for eighth among league rookies in points and tied for ninth in goals...Posted a +20 plus/minus rating, second on the team and tied for fifth among NHL rookies...Was an even-or-plus skater in 62 of his 79 tilts...Made his NHL debut on Oct. 3 vs. Florida, becoming the youngest player in Dallas Stars history and the fifth-youngest in franchise history (18 years, 276 days)...Scored his first NHL goal on Nov. 3 at Ottawa...Registered a career-high +4 rating and posted two assists (0g/2a) for the first multi-point game on Nov. 14 at Calgary...Earned a career-high four points (1g/3a) on Dec. 7 vs. Philadelphia. **PLAYOFFS:** Made his Stanley Cup Playoff debut, recording two points (1g/1a) in six contests...Recorded an assist in his first career playoff contest in Game 1 of the Western Conference First Round at Anaheim on April 16...Scored his first career postseason goal in Game 3 vs. Anaheim on April 21.

2012-13: Won the Aleksei Cherepanov Award as the top rookie in the Kontinental Hockey League (KHL) with Traktor Chelyabinsk.

INTERNATIONAL

Won a bronze medal with Team Russia at the 2017 IIHF World Championship, recording three assists (0g/3a) in six games...Represented his country at the 2014 Winter Olympic Games in Sochi, Russia, scoring one goal (1g/0a) in five contests...He was the youngest player to compete for Team Russia at the Olympics...Won a bronze medal with his country at the 2013 IIHF World Junior Championship in Ufa, Russia...Also competed for his nation at the 2013 IIHF U18 World Championship in Sochi, finishing tied for fourth on the team with seven points (4g/3a) in six games...Skated for Team Russia at the 2012 IIHF U18 World Championship in the Czech Republic, posting two goals (2g/0) in six contests...Competed at the 2011 World Junior A Challenge, the 2012 World Under-17 Hockey Challenge.

PERSONAL

Resides in Russia with his wife, Svetlana...Last name is pronounced nih-CHOOSH-kihn.

STATISTICS

SEASON	TEAM	LEAGUE	REGULAR SEASON									PLAYOFFS				
			GP	G	A	PTS	PIM	+/-	PP	SH	GW	GP	G	A	PTS	PIM
2012-13	Chelyabinsk	KHL	18	4	2	6	0	6	-	-	-	25	6	3	9	0
	C. Chelyabinsk	VHL	15	8	2	10	4	-	-	-	-	-	-	-	-	-
	B.M. Chelyabinsk	MHL	9	4	4	8	0	-	-	-	-	-	-	-	-	-
	Russia	WJC	6	1	1	2	25	-	-	-	-	-	-	-	-	-
2013-14	Dallas	NHL	79	14	20	34	8	+20	2	0	2	6	1	1	2	2
	Russia	Olympics	5	1	0	1	0	-	-	-	-	-	-	-	-	-
2014-15	Dallas	NHL	8	0	1	1	2	-5	0	0	0	-	-	-	-	-
	Texas	AHL	5	0	4	4	12	-6	-	-	-	-	-	-	-	-
2015-16	Dallas	NHL	79	9	20	29	12	+2	1	0	1	10	0	1	1	2
2016-17	CSKA Moscow	KHL	36	11	13	24	9	-	-	-	-	9	1	4	5	4
	Russia	WC	6	0	3	3	0	-	-	-	-	-	-	-	-	-
2017-18	CSKA Moscow	KHL	50	16	11	27	14	-	-	-	-	19	3	6	9	12
2018-19	Dallas	NHL	57	0	10	10	0	-4	0	0	0	1	0	0	0	0
2019-20	Colorado	NHL	65	13	14	27	14	+26	1	1	3	15	2	1	3	2
NHL TOTALS			288	36	65	101	36	+39	4	1	6	32	3	3	6	6

VS. NHL

	GP	G	A	PTS	PIM		GP	G	A	PTS	PIM		GP	G	A	PTS	PIM
Anaheim	13	0	2	2	0	Edmonton	10	0	1	1	0	Pittsburgh	7	0	2	2	0
Arizona	8	1	0	1	0	Florida	7	0	0	0	2	San Jose	10	2	2	4	0
Boston	8	1	2	3	0	Los Angeles	11	1	2	3	0	St. Louis	17	0	3	3	0
Buffalo	7	2	3	5	0	Minnesota	14	0	4	4	2	Tampa Bay	6	1	1	2	2
Calgary	12	1	5	6	4	Montreal	7	1	1	2	2	Toronto	8	4	2	6	0
Carolina	7	1	4	5	0	Nashville	19	1	4	5	6	Vancouver	10	4	2	6	0
Chicago	16	2	2	4	2	New Jersey	5	2	3	5	0	Vegas	4	1	1	2	5
Colorado	11	0	2	2	0	NY Islanders	8	3	1	4	0	Washington	8	0	2	2	5
Columbus	8	0	1	1	0	NY Rangers	8	1	1	2	0	Winnipeg	13	2	4	6	6
Dallas	4	0	0	0	0	Ottawa	8	3	1	4	0						
Detroit	7	1	2	3	0	Philadelphia	7	1	5	6	0						



25 LOGAN O'CONNOR

RIGHT WING HEIGHT: 6-0 WEIGHT: 175 LBS. SHOOTS: RIGHT
BORN: AUGUST 14, 1996 (MISSOURI CITY, TEXAS)

TRANSACTIONS: Signed by Colorado as a free agent, July 23, 2018.

CAREER HIGHS

Goals/Game: 1 (2x), last: March 2, 2020 at Detroit
Assists/Game: None
Points/Game: 1 (2x), last: March 2, 2020 at Detroit
Point Streak: None
Shots/Game: 3, March 6, 2020 at Vancouver
Ice Time/Game: 16:22, Nov. 29, 2019 at Chicago
Plus/Minus: +1 (3x), last: Nov. 29, 2019 at Chicago
Consec. GP: 7 games (2x), last: Feb. 29-March 11, 2020
Career Shootouts: None
Career Penalty Shots: None

STATISTICS

SEASON	TEAM	LEAGUE	REGULAR SEASON										PLAYOFFS				
			GP	G	A	PTS	PIM	+/-	PP	SH	GW	GP	G	A	PTS	PIM	
2013-14	Sioux Falls	USHL	59	3	7	10	23	-9	0	0	1	3	0	0	0	12	
2014-15	Sioux Falls	USHL	58	16	20	36	42	+6	1	5	2	12	6	4	10	2	
2015-16	University of Denver	NCHC	23	2	2	4	9	-	-	-	-	-	-	-	-		
2016-17	University of Denver	NCHC	44	7	11	18	10	-	-	-	-	-	-	-	-		
2017-18	University of Denver	NCHC	41	7	14	21	6	-	-	-	-	-	-	-	-		
2018-19	Colorado	AHL	64	19	23	42	29	-1	3	5	4	4	0	0	0		
	Colorado	NHL	5	0	0	0	0	-2	0	0	0	-	-	-	-		
2019-20	Colorado	AHL	40	12	13	25	28	+8	1	2	2	-	-	-	-		
	Colorado	NHL	16	2	0	2	2	0	0	0	1	5	0	1	0		
NHL TOTALS			21	2	0	2	2	-2	0	0	1	5	0	1	0		

VS. NHL

	GP	G	A	PTS	PIM		GP	G	A	PTS	PIM		GP	G	A	PTS	PIM
Anaheim	1	0	0	0	0	Edmonton	1	1	0	1	0	Pittsburgh	-	-	-	-	-
Arizona	-	-	-	-	-	Florida	-	-	-	-	-	San Jose	2	0	0	0	0
Boston	-	-	-	-	-	Los Angeles	3	0	0	0	0	St. Louis	-	-	-	-	-
Buffalo	1	0	0	0	0	Minnesota	1	0	0	0	2	Tampa Bay	-	-	-	-	-
Calgary	2	0	0	0	0	Montreal	-	-	-	-	-	Toronto	2	0	0	0	0
Carolina	-	-	-	-	-	Nashville	1	0	0	0	0	Vancouver	1	0	0	0	0
Chicago	2	0	0	0	0	New Jersey	-	-	-	-	-	Vegas	-	-	-	-	-
Colorado	-	-	-	-	-	NY Islanders	-	-	-	-	-	Washington	-	-	-	-	-
Columbus	-	-	-	-	-	NY Rangers	2	0	0	0	0	Winnipeg	1	0	0	0	0
Dallas	-	-	-	-	-	Ottawa	-	-	-	-	-						
Detroit	1	1	0	1	0	Philadelphia	-	-	-	-	-						

2019-20 SEASON

Spent most of the season with the Colorado Eagles (AHL) but was recalled by the Avalanche on four occasions...Recorded two goals (2g/0a) in 16 appearances with the Avs...Tallied his first NHL goal on Nov. 27 vs. Edmonton...Recorded his first game-winning goal on March 2 at Detroit...Notched 25 points (12g/13a) in 40 games for the Eagles. **PLAYOFFS:** Made his Stanley Cup Playoff debut in Game 3 of Colorado's second-round series against the Dallas Stars on Aug. 26 and skated in five postseason contests...Recorded his first career playoff point with an assist in Game 5 vs. Dallas on Aug. 31.

CAREER

2018-19: Finished third on the Colorado Eagles in scoring with 42 points (19g/23a) in 64 games during his first professional season...Led the American Hockey League with five shorthanded goals...Ranked first on the Eagles in games played, tied for second in goals and was fourth in assists...His 19 goals tied for seventh among league rookies...Also appeared in five games for the Avalanche...Was recalled by Colorado on Dec. 30 and made his NHL debut on Dec. 31 vs. Los Angeles...Was reassigned on Jan. 9...Dressed in all four playoff contests for the Eagles (0g/0a)...Signed a two-year, entry-level contract with the Avalanche on July 23, 2018...Was named team captain for the University of Denver entering what would have been his senior season on June 7, 2018.

2017-18: Dressed in all 41 games as a junior at the University of Denver, registering 21 points (7g/14a) while leading the Pioneers with two shorthanded goals...Named to the NCHC Academic All-Conference Team for the second straight year...Finished tied for fifth on the team in goals and was seventh in points...Was named to the NCHC Frozen Faceoff All-Tournament Team after helping the Pioneers win their conference tournament...Finished his college career with 43 points (16g/27a) in 108 games.

2016-17: Helped DU capture the NCAA championship as a sophomore, appearing in all 44 games while recording 18 points (7g/11a)...Named to the NCHC Academic All-Conference Team...Led the Pioneers with two shorthanded goals in helping DU to the NCHC's best regular-season record.

Other: Prior to enrolling at DU, O'Connor tallied 46 points (19g/27a) in 117 career games with Sioux Falls of the United States Hockey League from 2013-15, where he helped the Stampede win the Clark Cup as league champions in 2015.

Personal: Logan's father, Myles O'Connor, was drafted by New Jersey in the third round (45th overall) of the 1985 NHL Entry Draft and played 43 career NHL games (3g/4a) with the Devils (1990-93) and Mighty Ducks of Anaheim (1993-94)...Myles was an All-American at the University of Michigan.



96 MIKKO RANTANEN

RIGHT WING HEIGHT: 6-4 WEIGHT: 215 LBS. SHOOTS: LEFT
BORN: OCTOBER 29, 1996 (NOUSIAINEN, FINLAND)

TRANSACTIONS: Colorado's first selection (first round, 10th overall) in the 2015 NHL Draft.

CAREER HIGHS

- Goals/Game:** 3 (2x), last: Jan. 4, 2020 at New Jersey
- Assists/Game:** 3 (8x), last: Nov. 30, 2019 vs. Chicago
- Points/Game:** 4 (7x), last: Nov. 30, 2019 vs. Chicago
- Point Streak:** 14 games, Nov. 18–Dec. 15, 2018
- Goal Streak:** 3 games (4x), last: Feb. 25–March 1, 2019
- Assist Streak:** 8 games, Oct. 4-20, 2018
- Shots/Game:** 6 (5x), last: Jan. 14, 2020 vs. Dallas
- Ice Time/Game:** 25:42, Jan. 9, 2019 at Calgary
- Plus/Minus:** +4 (2x), last: March 15, 2018 at St. Louis
- Consec. Games:** 104, Feb. 8, 2018 - March 21, 2019
- Mult. Pt. Games:** 57 total – 2 pts (34), 3 pts (16), 4 pts (7)
- Career Shootouts:** 3-8 (37.5%), 1 GDG
- Career Penalty Shots:** 0-1
- Career OT goals:** 2, last: Nov. 18, 2018 at Anaheim

2019-20 SEASON

Ranked fifth on the Avalanche with 41 points (19g/22a) despite being limited to just 42 games due to injury... Finished second on the team in power-play goals (8) and his 19 goals overall tied him for fourth on the squad... Signed a six-year contract prior to the start of the season on Sept. 28... Left with a lower-body injury on Oct. 21 at St. Louis, forcing him to miss 16 games from Oct. 25–Nov. 29... Was placed on IR, Oct. 25 (retro to Oct. 21) and activated on Nov. 30... Was tied for the club lead in points (12) and goals (5) at the time of his injury... Recorded four points (1g/3a) in his return to the lineup on Nov. 30 vs. Chicago... Notched his second career hat trick on Jan. 4 at New Jersey... Rantanen's second goal that night came eight seconds into the third period, matching the fastest goal to begin a period in Avalanche history (Antti Laaksonen, Feb. 10, 2006 at Columbus, first)... Left with an upper-body injury on Feb. 17 vs. Tampa Bay, forcing him to miss the final 12 games of the regular season... Placed on IR, Feb. 18 (retroactive to Feb. 17)... At the time of that injury, Mikko was tied for first on the club in game-winning goals (5) and tied for second in goals (19) and power-play tallies (8). **PLAYOFFS:** Finished second on the team with a postseason career-high 21 points in 15 games... His 21 points tied for sixth in the NHL and he was fourth in points-per-game (1.40)... Also established new postseason career highs in goals (7) and assists (14)... Recorded a point in 10 straight games from Aug. 15-Sept.

4, tied for the second-longest postseason point streak in franchise history... Registered eight shots in Game 7 vs. Dallas on Sept. 4, a new playoff career best.

CAREER

2018-19: Finished second on the Avalanche in scoring with a career-high 87 points (31g/56a) in 74 games... Surpassed the 30-goal mark for the first time in his career and joined Chris Drury as the only players in Avalanche history to score 20+ goals in each of their first three NHL seasons (Drury did it his first four campaigns)... Mikko's 56 assists also set a personal best and ranked second on the team... Led the club with 16 power-play goals, tied for sixth in the NHL, and the most by an Avalanche player since Joe Sakic scored 16 in 2006-07... Ranked third on the club in goals and fourth in plus/minus rating (+13)... Rantanen's 87 points ranked fifth among NHL right wingers and were the second most by a player at that position in Avalanche history (Milan Hejduk, 98 in 2002-03)... No Colorado right wing has ever produced more assists in a season than Rantanen's 56... Was selected to his first career NHL All-Star Game and tallied six points (4g/2a) in the two contests in San Jose... Was the first NHL player to reach the 30, 40 and 50-point marks during the 2018-19 season and reached the 60-point mark just a few hours after Nikita Kucherov on Dec. 27... Held at least a share of the NHL scoring lead for 66 consecutive days from Oct. 23 to Dec. 27... He was the outright scoring leader for 60 of those 66 days, including the last 43 in a row before being passed by Kucherov... Tallied points in each of his first nine games, Oct. 4-22... Recorded an assist in each of his first eight games, Oct. 4-20, the second-longest assist streak to start a season in franchise history behind only John-Michael Liles' mark of nine straight with a helper to open the 2010-11 campaign... Was named the NHL's First Star of the Month for October after pacing the NHL with 21 points and 16 assists in 12 games, tying Sakic's Avalanche records for the month of October in both categories... Rantanen's 16 helpers were the most in a single month by a Colorado player since 2002-03, when Peter Forsberg had three such months... Mikko and Gabriel Landeskog set an Avs October record for plus/minus rating (+14), the highest by a Colorado player in any month since Rob Blake was +14 in March 2006... Was named the NHL's Third Star of the Week for Oct. 22-28... Was the first Avalanche player to lead the NHL in scoring through the end of October since Sakic in 1996-97... Netted his second career overtime goal on Nov. 18 at Anaheim, tied for the second-latest OT winner in franchise history (4:58)... Registered a career-high 14-game point streak, Nov. 18–Dec. 15, tied for the third longest in the NHL in 2018-19... Had a 14-game road point streak from Nov. 11–Jan. 9... Led the NHL in scoring at U.S. Thanksgiving (34 points)... Picked up his 100th career assist on Nov. 23 at Arizona... Joined Forsberg (1997-98) as the only players in Avalanche/Nordiques franchise history to be the first NHL player to 50 points in a season on Dec. 11 vs. Edmonton... On Dec. 14 at St. Louis, he became the ninth different player in NHL history to record 40 assists in his team's first 32 games of a season, joining Wayne Gretzky (11x), Mario Lemieux (3x), Bobby Orr, Ron Francis, Forsberg, Denis Savard, John Mullen and Evgeni Malkin... Skated in his 200th NHL game on Dec. 19 vs. Montreal... Led the league with 59 points at the holiday break, joining Forsberg (48 in 1997-98) as the only Avalanche players to lead the NHL in points at Christmas... Rantanen's 59 points were the most by anyone at the holidays since Pittsburgh's Sidney Crosby had 60 in 2010-11... Was the fastest to the 60-point mark in Avalanche history (38 team games), three contests quicker than Forsberg (41) in 1995-96... Finished the 2018 calendar year with the second-most points (113) of any NHL player (Connor McDavid 121) and his 79 assists led all players in 2018... Rantanen's 62 points on Jan. 2 set a new record for an Avalanche player at the halfway mark of the season (through 41 team games)... Was the quickest player to reach 70 points in Avalanche history (47 games), two contests faster than Sakic in 1995-96... Became the third different player in franchise history to reach 50 assists in less than 50 team games on Jan. 16, joining Peter Stastny (twice, 1981-82 and 1983-84) and Forsberg (1995-96)... Set an Avalanche record for the most points at the All-Star Break with 74, topping Sakic's 72 in 2000-01... Notched his 200th NHL point Feb. 22 at Chicago... Missed the final eight games of the regular season due to an upper-body injury he suffered on March 21 at Dallas. **PLAYOFFS:** Led Colorado in playoff scoring with 14 points (6g/8a) in 12 games, the most by an Avalanche player in the postseason since 2002 (Peter Forsberg 27, Joe Sakic 19)... Rantanen's 14 points tied for the league lead through two rounds, and his 1.17 points-per-game average finished as the highest among all NHL players who appeared in at least

eight postseason contests... Also led the club in assists and tied Nathan MacKinnon for the team lead in goals... The six goals were the most by a Colorado skater in the postseason since Sakic had seven in 2004... Ranked first on the club with two game-winning tallies... Had four straight multi-point games, April 13-19, the first Avalanche player to do that in the postseason since Forsberg (five games) and Sakic (four) during the 2002 playoffs... Scored his first career playoff goal in Game 3 of the first-round series vs. Calgary on April 15... Notched the tying goal with 2:50 remaining in regulation and scored his first career overtime winner in Game 4 vs. Calgary on April 17... Became the second player in Avalanche history to score a tying goal in the final five minutes a playoff game and net the OT winner, joining Paul Stastny in Game 1 of the 2014 first round vs. Minnesota... Recorded his first career playoff three-point effort (1g/2a) in the series-clinching Game 5 victory at Calgary on April 19.

2017-18: Finished second on the Avalanche in scoring with 84 points (29g/55a) in 81 games... Also ranked second on the club in goals and assists, and led the team in games played, power-play tallies (12-tied) and PP points (35)... Rantanen's 84 points were the most by a Finnish-born player at the time since Teemu Selanne (94 with Anaheim) and Olli Jokinen (91 with Florida) in 2006-07... Tied for the NHL lead with three four-point games... Became only the fourth player in Avalanche history to score 20 goals in each of his first two full NHL seasons, joining Matt Duchene (2009-11), Paul Stastny (2006-08) and Chris Drury (1998-00)... Had a pair of eight-game point streaks, Dec. 12-29 and March 8-22... Posted a seven-game assist streak from March 8-20, the longest by an Avalanche player since 2010-11 (John-Michael Liles, nine)... Paced the Avs with 10 points (3g/7a) in 11 games during the month of October... Skated in his 100th NHL game on Oct. 11 vs. Ottawa in Sweden... Recorded his first career four-point

game (1g/3a) on Nov. 16 vs. Washington... Missed his only contest of the year on Feb. 6 vs. San Jose due to a lower-body injury... Led the team with 23 points (8g/15a) in 15 games during the month of March, the most points by an Avalanche player in a single month since Peter Forsberg and Alex Tanguay both had 23 in January 2004... Notched four points (1g/3a), including his 100th NHL point, and was a career-best +4 on March 2 vs. Minnesota... Earned his third four-point effort of the year and was +4 on March 15 at St. Louis (2g/2a). **PLAYOFFS:** Tied for the team lead with four assists (0g/4a) in six games during the postseason... Had an assist in his Stanley Cup Playoff debut in Game 1 of the first-round series at Nashville on April 12... Recorded his first playoff multi-point game with a pair of assists in Game 3 vs. Nashville (April 16).

2016-17: Led the Avalanche with 20 goals during his rookie season... Added 18 assists to tie for third on the team in scoring with 38 points in 75 games... Rantanen's 20 goals tied him for fifth among NHL rookies, while his 38 points placed him 10th... Ranked eighth among NHL first-year players in power-play goals (4-tied), sixth in even-strength goals (16-tied) and fourth in shooting percentage (15.0%)... Became the eighth Avalanche rookie to score 20 goals in a season and the first since Nathan MacKinnon in 2013-14... Missed the entire preseason after suffering an ankle injury during the Rookie Showcase on Sept. 17 vs. San Jose... Began the regular season with the San Antonio Rampage (AHL) where he tallied two points (0g/2a) in four games before being recalled by Colorado on Oct. 24... Recorded his first NHL point with an assist on Nov. 5 vs. Minnesota and scored his first NHL goal on Nov. 11 vs. Winnipeg... Led the club with 10 points (3g/7a) in November... Tallied his first career hat trick on Feb. 7 vs. Montreal, becoming the second-youngest Avalanche player to record a hat trick at 20 years, 101 days... Only MacKinnon (19 years, 174 days) was younger... Rantanen became only the

STATISTICS

SEASON	TEAM	LEAGUE	REGULAR SEASON									PLAYOFFS						
			GP	G	A	PTS	PIM	+/-	PP	SH	GW	GP	G	A	PTS	PIM		
2011-12	TPS U18	Finland U18	22	5	8	13	6	-	-	-	-	-	-	-	-	-	-	-
2012-13	TPS U18	Finland U18	5	2	6	8	0	-	-	-	-	-	1	1	0	1	0	-
	TPS Jr.	Finland Jr.	35	10	14	24	14	-	-	-	-	-	9	2	4	6	4	-
2013-14	TPS U18	Finland U18	2	0	2	2	0	-	-	-	-	-	-	-	-	-	-	-
	TPS Jr.	Finland Jr.	17	5	13	18	8	-	-	-	-	-	3	2	1	3	0	-
2014-15	TPS	Finland	37	5	4	9	10	-	-	-	-	-	-	-	-	-	-	-
	TPS Jr.	Finland Jr.	56	9	19	28	22	-	-	-	-	-	7	6	8	14	2	-
2015-16	Finland	WJC	5	4	0	4	2	-	-	-	-	-	-	-	-	-	-	-
	Colorado	NHL	9	0	0	0	2	-7	0	0	0	-	-	-	-	-	-	-
	San Antonio	AHL	52	24	36	60	42	-	-	-	-	-	-	-	-	-	-	-
	Finland	WJC	7	2	3	5	2	-	-	-	-	-	-	-	-	-	-	-
2016-17	Finland	WC	5	0	1	1	2	-	-	-	-	-	-	-	-	-	-	-
	San Antonio	AHL	4	0	2	2	4	-	-	-	-	-	-	-	-	-	-	-
2017-18	Colorado	NHL	75	20	18	38	22	-25	4	0	2	-	-	-	-	-	-	-
	Finland	WC	10	4	6	10	0	-	-	-	-	-	-	-	-	-	-	-
2018-19	Colorado	NHL	81	29	55	84	34	0	12	0	3	6	0	4	4	0	4	0
	Finland	WC	8	5	6	11	6	-	-	-	-	-	-	-	-	-	-	-
2018-19	Colorado	NHL	74	31	56	87	54	+13	16	0	4	12	6	8	14	4	4	4
2019-20	Colorado	NHL	42	19	22	41	14	-2	8	0	5	15	7	14	21	6	6	6
NHL TOTALS			281	99	151	250	126	-21	40	0	14	33	13	26	39	10	10	10

VS. NHL

	GP	G	A	PTS	PIM		GP	G	A	PTS	PIM		GP	G	A	PTS	PIM
Anaheim	10	3	4	7	4	Edmonton	9	4	7	11	6	Pittsburgh	7	1	6	7	4
Arizona	9	3	6	9	8	Florida	6	3	2	5	4	San Jose	7	3	2	5	2
Boston	9	1	5	6	4	Los Angeles	11	4	6	10	0	St. Louis	17	6	7	13	6
Buffalo	7	2	6	8	6	Minnesota	17	6	13	19	6	Tampa Bay	7	2	3	5	4
Calgary	11	4	4	8	2	Montreal	7	4	2	6	6	Toronto	7	3	2	5	2
Carolina	8	2	2	4	6	Nashville	13	2	7	9	2	Vancouver	9	5	8	13	2
Chicago	14	8	9	17	8	New Jersey	8	4	5	9	0	Vegas	6	1	1	2	2
Colorado	-	-	-	-	-	NY Islanders	7	0	1	1	4	Washington	7	5	6	11	2
Columbus	7	1	5	6	4	NY Rangers	7	4	3	7	8	Winnipeg	14	4	7	11	8
Dallas	16	5	5	10	6	Ottawa	8	2	7	9	2						
Detroit	7	1	8	9	6	Philadelphia	9	6	2	8	2						

third Colorado rookie (fourth time) to record a hat trick, joining Marek Svatos (twice in 2005-06) and Radim Vrbata (2001-02)...Scored his first career overtime goal on Feb. 17 at Carolina, becoming the third-youngest Avalanche player to score an OT winner in the regular season (20 years, 111 days)...It was only the fifth regular-season OT goal by a rookie in Quebec/Colorado franchise history, joining Mike Eagles (1985-86), Andrei Kovalenko (1992-93), Gabriel Landeskog (2011-12) and Tyson Barrie (2012-13)...Ended up ranking first on the club with six goals and 10 points in February...Missed two games due to injury (lower body), April 4-6...Scored his 20th goal of the year in the season finale on April 9 at St. Louis.

2015-16: Co-winner of the Dudley (Red) Garrett Memorial Award as the AHL's outstanding rookie...Shared the award with Providence Bruins forward Frank Vatrano...Was named to the AHL Second All-Star Team and AHL All-Rookie Team...Led the San Antonio Rampage in scoring with 60 points (24g/36a) in 52 games...Also paced the team in goals, assists and plus/minus rating (+20)...Finished second among AHL rookies and ninth overall in league scoring...His 60 points set a new franchise rookie record and made him just the seventh teenager in AHL history to reach the 60-point mark...Also saw his first NHL action, appearing in nine games for the Avalanche (0g/0a)...Began the year with the Avs, dressing in each of the first six contests before being reassigned on Oct. 22...Made his NHL debut in the season opener on Oct. 8 vs. Minnesota, becoming the fifth 18-year-old to ever play for the Avalanche...Was recalled again by Colorado on March 19 and dressed in three more NHL contests before being reassigned to San Antonio on March 26...Represented the Rampage at the 2016 Toyota AHL All-Star Classic on Feb. 1 in Syracuse, becoming the second-youngest participant in the event's modern history...Won a gold medal as captain of Team Finland at the 2016 IIHF World Junior Championship in Helsinki and following the season won a silver medal for his country at the 2016 IIHF World Championship in Moscow.

2014-15: Tallied 28 points (9g/19a) in 56 games while serving as an alternate captain for TPS in the Finnish Elite League (Liiga)...His 28 points ranked second on the team...Also played for the TPS junior club during the 2014-15 playoffs, helping the squad win the league championship with 14 points (6g/8a) in seven contests...Received the Ville Peltonen Award as the league's best postseason player...Represented Finland at the 2015 IIHF World Junior Championship in Toronto/Montreal...Rated the No. 1 international skater in NHL Central Scouting's final rankings for the 2015 NHL Draft...Signed a three-year entry-level contract with the Avalanche on July 13, 2015.

2013-14: Played 37 games for TPS Turku, tallying nine points (5g/4a)...Also dressed in 17 games for the TPS junior club notching 18 points (5g/13a)...Added three points (2g/1a) in three postseason matches for the junior team...Represented Finland at the 2014 IIHF Under-18 World Junior Championship...Led

Finland with seven points (3g/4a) in four games at the 2013 Ivan Hlinka Memorial Tournament.

2012-13: Registered three points (2g/1a) in 15 contests during his first professional stint with TPS...Concluded the season with 24 points (10g/14a) in 35 matches with the TPS junior club...Added six points (2g/4a) in nine postseason games.

Other: Served as captain of the TPS Under-16 team in Finland's SM-sarja Q league during the 2011-12 season.

INTERNATIONAL

Has represented his nation at three IIHF World Championships (2016, 2017, 2018), two IIHF World Junior Championships (2015, 2016) and one IIHF Under-18 World Championship (2014)...Competed for Finland at the 2018 IIHF World Championship in Denmark, finishing third on the team with 11 points (5g/6a) in eight games...His five goals during the tournament tied him for second on the squad...Represented Finland at the 2017 IIHF World Championship in Germany/France, where he led his country with four goals and finished second with 10 points (4g/6a) in 10 games...Won a gold medal as captain of Team Finland at the 2016 IIHF World Junior Championship in Helsinki...Recorded five points (2g/3a) in seven games at the tournament, including a pair of assists in the semifinal win over Sweden and a goal in the gold-medal game against Russia...Won a silver medal for his country at the 2016 IIHF World Championship in Moscow...Appeared in five games during that tournament, recording one assist...Represented Finland at the 2015 IIHF World Junior Championship in Toronto/Montreal, recording four goals in five games...Competed for Finland at the 2014 IIHF Under-18 World Championship where he scored five points (3g/2a) in five games...Led Finland with seven points (3g/4a) in four games at the 2013 Ivan Hlinka Memorial Tournament.

PERSONAL

Is the first player in franchise history to wear #96...Participated in the Special Olympics Floor Hockey tournament at Pepsi Center on Jan. 22, 2019...Helped run a practice for the Avalanche's Pee Wee Team, Arvada Pee Wee AA, on Feb. 13, 2018 at the Apex Center in Arvada...On Oct. 31, 2017, Rantanen visited Thunder Ridge Middle School in Aurora as part of the Avalanche Future Goals program...Actively participates in the Avalanche's Break The Ice program, which teaches children learn how to ice skate...As part of the NHL/NHLPA's Industry Growth Fund Grant Program, Mikko helped students from Farrell B. Howell Elementary School learn street hockey for the Playworks Street Hockey Extravaganza (Dec. 2, 2016).



20 BRANDON SAAD

LEFT WING HEIGHT: 6-1 WEIGHT: 206 LBS. SHOOTS: LEFT
BORN: OCTOBER 27, 1992 (PITTSBURGH, PENNSYLVANIA)

TRANSACTIONS: Chicago's fourth selection (second round, 43rd overall) in the 2011 NHL Entry Draft...Acquired by Columbus, along with Michael Paliotta and Alex Broadhurst, in exchange for Artem Anisimov, Jeremy Morin, Corey Tropp, Marko Dano and Columbus' fourth-round choice (later traded to NY Islanders – NY Islanders selected Anatoli Golyshev) in the 2016 Entry Draft, June 30, 2015...Acquired by Chicago, along with Anton Forsberg and a fifth round pick (later traded to Arizona – Arizona selected Michael Callahan) in the 2018 NHL Draft, in exchange for Artemi Panarin, Tyler Motte and a sixth-round selection (previously acquired, Columbus selected Jonathan Davidsson) in the 2017 NHL Draft, June 23, 2017...Acquired by Colorado, along with Dennis Gilbert, in exchange for Anton Lindholm and Nikita Zadorov, Oct. 10, 2020.

CAREER HIGHS

Goals/Game: 3 (2x), last: Oct. 5, 2017 vs. Pittsburgh
Assists/Game: 3, Oct. 11, 2014 vs. Buffalo
Points/Game: 3 (8x), last: Oct. 5, 2017 vs. Pittsburgh
Point Streak: 7 games, Dec. 17, 2015 - Jan. 2, 2016
Goal Streak: 3 games (6x), last: Nov. 14-20, 2019
Assist Streak: 4 games (2x), last: March 16-25, 2013
Shots/Game: 9, Dec. 3, 2016 at Arizona
Ice Time/Game: 22:40, March 22, 2016 vs. Philadelphia
Plus/Minus: +4, March 1, 2014 vs. Pittsburgh
Consec. Games: 194, March 13, 2016 - Nov. 8, 2018
Mult. Pt. Games: 72 total – 2 pts (64), 3 pts (8)
Career Shootouts: 1-9 (11.1%), 1 GDG
Career Penalty Shots: 0-4

2019-20 SEASON

Tallied 21 goals and 33 points (21g/12a) in 58 games for the Blackhawks...Finished third on the club in goals and led the team with five game-winning tallies... It marked the fifth 20-goal campaign of his NHL career...Notched his 100th goal as a Blackhawk on Nov. 26 vs. Dallas. **PLAYOFFS:** Added five points (2g/3a) in nine playoff games...Had a goal and one assist in Game 1 of the Stanley Cup Qualifier at Edmonton on Aug. 1.

CAREER

2018-19: Finished fourth on the Blackhawks in goals (23) and led the team with a career-high three shorthanded tallies...Registered his 300th career point on Feb. 14 vs. New Jersey...Skated in his 500th NHL game on Feb. 1 at Buffalo.

2017-18: Led the Blackhawks and tied for fourth in the NHL with a career-high eight game-winning goals...Appeared in all 82 games for the third time in his career...Tallied his second career hat trick on Opening Night, Oct. 5, vs. Pittsburgh...Scored two overtime goals, the second and third of his career, Oct. 14 vs. Nashville and Nov. 11 at Carolina.

2016-17: Matched his career highs in both points (53) and assists (29) in his second season with Columbus...Dressed in all 82 games and posted a career-high +23 plus/minus rating...Skated in his 300th NHL contest on Nov. 15 vs. Washington...Tallied his 100th NHL goal on Feb. 19 vs. Nashville. **PLAYOFFS:** Recorded three points (1g/2a) in five postseason games.

2015-16: Led the Blue Jackets with a career-high 31 goals and was selected to the NHL All-Star Game in his first season with Columbus...Also set a personal best with 53 points, which tied for the club lead...Tallied his first career hat trick on April 2 at Carolina...Compiled a career-long seven-game point streak from Dec. 17 to Jan. 2.

2014-15: Skated in all 82 regular-season games for the first time in his career and also reached the 20-goal and 50-point marks for the first time...Registered his 100th NHL point on Jan. 9 at Edmonton...Scored his first career overtime goal on Feb. 6 at Winnipeg. **PLAYOFFS:** Helped the Blackhawks win the 2015 Stanley Cup championship after setting a postseason career high with eight goals (8g/3a) in 23 games...His eight goals finished third on the team...Logged a playoff career-most 33:01 of ice time on in Game 2 (May 19) of the Western Conference Final at Anaheim...Tied a postseason career high with three points (1g/2a) in Game 4 of the Western Conference Final vs. Anaheim.

2013-14: Ranked sixth on the team with 47 points (19g/28a) in 78 regular-season games. **PLAYOFFS:** Set a career playoff high with 16 points (6g/10a) in 19 playoff contests...Finished third on the Hawks in points and led the team in plus/minus (+10)...Recorded a playoff career-best two goals in Game 2 of the Western Conference Second Round vs. Minnesota on May 4, including his first postseason game-winner...Had a playoff career-long four-game point streak from May 26-June 1...Collected a postseason career-high three points (1g/2a) in Game 5 of the Western Conference Final vs. Los Angeles on May 28.

2012-13: Was a finalist for the Calder Memorial Trophy and was named to the NHL All-Rookie Team...Finished tied for fifth among rookies in points (27) and goals (10) and tied for fourth in assists (17)...His 27 points tied for fourth on the team...Scored his first NHL goal on Feb. 5 at San Jose...Netted his first career shorthanded and game-winning goal on Feb. 22 vs. San Jose...Tallied his first career multi-point effort (1g/2a) on March 5 vs. Minnesota...Posted his first multi-goal game (2g/1a) on March 31 at Detroit...Prior to the start of the shortened NHL season, Saad recorded 20 points (8g/12a) in 31 games with the Rockford IceHogs...Missed seven AHL games due to injury, Oct. 20-Nov. 3. **PLAYOFFS:** Captured his first Stanley Cup championship with Chicago...Shared the rookie scoring lead with six points (1g/5a) while appearing in all 23 postseason contests...Led all first-year players with 50 shots...Registered his first career playoff multi-point outing (2a) in Game 2 of the Western Conference Final vs. Los Angeles on June 2...Scored his first playoff goal, had a career-high nine shots and skated in a playoff-high 31:15 in Game 1 of the Stanley Cup Final vs. Boston on June 12.

2011-12: Began the year with the Blackhawks, making his NHL debut in the season opener on Oct. 7 at Dallas...Appeared in one more game with Chicago (Oct. 8 vs. Dallas) before being reassigned to the Saginaw Spirit...Named to the OHL First All-Star Team during his second and final season with Saginaw...Won the William Hanley Trophy as the OHL Most Sportsmanlike Player...Served as team captain of the Spirit and finished second on the club with 76 points (tied) and 34 goals in 44 games...Led the Spirit with a +35 ranking, tied for third-best in the entire OHL...Registered 17 points (8g/9a) in 12 OHL playoff contests, pacing the team in points and goals. **PLAYOFFS:** Recorded one assist in two postseason games in his Stanley Cup Playoff debut for the Blackhawks...Made his postseason debut in Game 4 of the Western Conference Quarterfinal vs. Arizona on April 19...Notched his first postseason point (assist) in Game 5 against the Coyotes on April 21.

2010-11: Ranked fifth on Saginaw with 55 points (27g/28a) in 59 regular-season contests and added 12 points (3g/9a) in 12 postseason tilts.

Other: Spent one year (2009-10) with the United States National Team Development Program prior to joining Saginaw...Competed for the North American Hockey League's Mahoning Valley Phantoms in 2008-09, where he was the NAHL's Rookie of the Year and was selected to the All-NAHL team.

INTERNATIONAL

Represented his country at the 2012 IIHF World Junior Championship and won gold with Team USA at the 2010 IIHF Under-18 World Championship...He also played for Team North America at the 2016 World Cup of Hockey.

PERSONAL


Brandon and his wife, Alyssa, have one child, Teo (1).

STATISTICS

SEASON	TEAM	LEAGUE	REGULAR SEASON									PLAYOFFS				
			GP	G	A	PTS	PIM	+/-	PP	SH	GW	GP	G	A	PTS	PIM
2009-10	U.S. Nat'l Team Jr.	USHL	24	12	14	26	18	-	-	-	-	-	-	-	-	-
	U.S. Nat'l U-18	NTDP	39	17	15	32	34	-	-	-	-	-	-	-	-	
2010-11	Saginaw	OHL	59	27	28	55	47	-	-	-	-	12	3	9	12	10
2011-12	Chicago	NHL	2	0	0	0	0	0	0	0	0	2	0	1	1	0
	Saginaw	OHL	44	34	42	76	38	-	-	-	-	12	8	9	17	4
	United States	WJC	6	1	5	6	0	-	-	-	-	-	-	-	-	-
2012-13	Rockford	AHL	31	8	12	20	10	-	-	-	-	-	-	-	-	-
	Chicago	NHL	46	10	17	27	12	+17	0	1	2	23	1	5	6	4
2013-14	Chicago	NHL	78	19	28	47	20	+20	3	0	2	19	6	10	16	6
2014-15	Chicago	NHL	82	23	29	52	12	+7	2	0	6	23	8	3	11	6
2015-16	Columbus	NHL	78	31	22	53	14	+1	6	0	7	-	-	-	-	-
2016-17	Columbus	NHL	82	24	29	53	8	+23	1	0	4	5	1	2	3	0
	North America	W-Cup	3	0	0	0	2	-	-	-	-	-	-	-	-	-
2017-18	Chicago	NHL	82	18	17	35	14	-10	1	0	8	-	-	-	-	-
2018-19	Chicago	NHL	80	23	24	47	12	-9	5	3	3	-	-	-	-	-
2019-20	Chicago	NHL	58	21	12	33	16	+2	1	2	5	9	2	3	5	2
NHL TOTALS			588	169	178	347	108	+51	19	6	37	81	18	24	42	18

VS. NHL

	GP	G	A	PTS	PIM		GP	G	A	PTS	PIM		GP	G	A	PTS	PIM
Anaheim	21	9	5	14	0	Edmonton	22	6	13	19	10	Pittsburgh	16	6	10	16	0
Arizona	22	6	4	10	10	Florida	16	7	7	14	2	San Jose	22	7	11	18	2
Boston	16	1	2	3	4	Los Angeles	20	4	4	8	0	St. Louis	29	7	10	17	0
Buffalo	15	5	10	15	6	Minnesota	28	8	8	16	4	Tampa Bay	16	3	5	8	4
Carolina	16	6	4	10	0	Montreal	14	6	2	8	4	Toronto	16	6	7	13	2
Calgary	20	6	5	11	2	Nashville	29	8	10	18	4	Vancouver	21	8	4	12	6
Chicago	4	1	1	2	2	New Jersey	18	4	4	8	2	Vegas	9	0	4	4	2
Colorado	29	6	12	18	6	NY Islanders	17	4	4	8	2	Washington	17	8	6	14	8
Columbus	13	2	3	5	0	NY Rangers	18	3	3	6	2	Winnipeg	27	12	4	16	4
Dallas	30	9	6	15	6	Ottawa	14	4	1	5	6						
Detroit	18	4	3	7	6	Philadelphia	15	3	6	9	2						



22 CONOR TIMMINS

DEFENSEMAN HEIGHT: 6-2 WEIGHT: 185 LBS. SHOOTS: RIGHT
BORN: SEPTEMBER 18, 1998 (ST. CATHARINES, ONTARIO)

TRANSACTIONS: Colorado's second selection (second round, 32nd overall) in the 2017 NHL Draft

CAREER HIGHS

Goals/Game: None
Assists/Game: None
Points/Game: None
Point Streak: None
Shots/Game: 1, Oct. 3, 2019 vs. Calgary
Ice Time/Game: 10:50, Oct. 5, 2019 vs. Minnesota
Plus/Minus: +2, Oct. 5, 2019 vs. Minnesota
Mult. Point Games: None
Career Shootouts: None
Career Penalty Shots: None

STATISTICS

SEASON	TEAM	LEAGUE	REGULAR SEASON										PLAYOFFS				
			GP	G	A	PTS	PIM	+/-	PP	SH	GW	GP	G	A	PTS	PIM	
2015-16	Sault Ste. Marie	OHL	60	4	9	13	20	+27	0	0	1	12	0	1	1	6	
2016-17	Sault Ste. Marie	OHL	67	7	54	61	69	+53	4	0	0	11	1	7	8	10	
2017-18	Sault Ste. Marie	OHL	36	8	33	41	43	+18	4	0	1	23	5	13	18	16	
	Canada	WJC	7	1	4	5	4	-	-	-	-	-	-	-	-	-	
2018-19			INJURED - DID NOT PLAY														
2019-20	Colorado	NHL	2	0	0	0	0	+2	0	0	0	2	0	0	0	4	
	Colorado	AHL	40	3	24	27	38	-1	0	0	1	-	-	-	-	-	
NHL TOTALS			2	0	0	0	0	+2	0	0	0	2	0	0	0	4	

VS. NHL

	GP	G	A	PTS	PIM		GP	G	A	PTS	PIM		GP	G	A	PTS	PIM
Anaheim	-	-	-	-	-	Edmonton	-	-	-	-	-	Pittsburgh	-	-	-	-	-
Arizona	-	-	-	-	-	Florida	-	-	-	-	-	San Jose	-	-	-	-	-
Boston	-	-	-	-	-	Los Angeles	-	-	-	-	-	St. Louis	-	-	-	-	-
Buffalo	-	-	-	-	-	Minnesota	1	0	0	0	0	Tampa Bay	-	-	-	-	-
Calgary	1	0	0	0	0	Montreal	-	-	-	-	-	Toronto	-	-	-	-	-
Carolina	-	-	-	-	-	Nashville	-	-	-	-	-	Vancouver	-	-	-	-	-
Chicago	-	-	-	-	-	New Jersey	-	-	-	-	-	Vegas	-	-	-	-	-
Colorado	-	-	-	-	-	NY Islanders	-	-	-	-	-	Washington	-	-	-	-	-
Columbus	-	-	-	-	-	NY Rangers	-	-	-	-	-	Winnipeg	-	-	-	-	-
Dallas	-	-	-	-	-	Ottawa	-	-	-	-	-						
Detroit	-	-	-	-	-	Philadelphia	-	-	-	-	-						

2019-20 SEASON

Began the season with the Avalanche, appearing in Colorado's first two games (0g/0a) before being reassigned to the AHL's Eagles on Oct. 7...Spent the rest of the year with the Eagles, notching 27 points (3g/24a) in 40 contests...His 27 points tied him for second among team defensemen. **PLAYOFFS:** Made his Stanley Cup Playoff debut in Game 5 of Colorado's second-round series versus Dallas on Aug. 31...Skated in two postseason contests (0g/0a).

CAREER

2018-19: Did not play during the 2018-19 season due to a head injury.

2017-18: Recorded 41 points (8g/33a) in 36 games with Sault Ste. Marie (OHL)... Added 18 points (5g/13a) in 23 playoff contests, tying him for first among all OHL defensemen in postseason scoring...His five playoff goals also tied for first among league blueliners...Was named the Western Conference's "Best Defensive Defenseman" in the OHL Coaches Poll...Played for Team OHL at the Canada-Russia Series in November...Missed the last game of the OHL Final series against Hamilton due to injury.

2016-17: Led all Sault Ste. Marie defensemen and tied for fourth among OHL blueliners with 61 points (7g/54a) in 67 games for the Greyhounds...His 54 assists and +53 plus/minus rating were both team highs and ranked third and fourth, respectively, among OHL defensemen...Finished fifth on the club in points...Tallied an additional eight points (1g/7a) in 11 playoff games, sharing the team lead in postseason assists...His eight points led all team defensemen during the playoffs.

2015-16: Appeared in 60 games during his first season with Sault Ste. Marie... Led the Greyhounds with a +27 plus-minus rating, which ranked third among OHL rookies.

Other: Rated as the No. 18 North American skater in NHL Central Scouting's final rankings for the 2017 draft.

INTERNATIONAL

Helped Team Canada win the gold medal at the 2018 IIHF World Junior Championship in Buffalo...Was a tournament-best +15 and recorded five points (1g/4a) in seven contests, including an assist on the game-winning tally in the gold-medal game against Sweden...His five points ranked second among Canadian defensemen and tied for fourth among all tournament blueliners.



7 DEVON TOEWS

DEFENSEMAN HEIGHT: 6-1 WEIGHT: 191 LBS. SHOOTS: LEFT
BORN: FEBRUARY 21, 1994 (ABBOTSFORD, B.C.)

TRANSACTIONS: New York Islanders' fifth selection (fourth round, 108th overall) in the 2014 NHL Draft...Acquired by Colorado in exchange for a second-round selection in the 2021 NHL Draft and a second-round pick in the 2022 NHL Draft, Oct. 12, 2020.

CAREER HIGHS

Goals/Game: 1 (11x), last: Feb. 23, 2020 vs. San Jose
Assists/Game: 2 (3x), last: March 5, 2020 at Ottawa
Points/Game: 3, Jan. 18, 2020 vs. Washington
Point Streak: 5 games, Feb. 14-23, 2019
Goal Streak: None
Assist Streak: 5 games, Feb. 14-23, 2019
Shots/Game: 7, Nov. 5, 2019 vs. Ottawa
Ice Time/Game: 26:28, Feb. 25, 2020 vs. NY Rangers
Plus/Minus: +3 (3x), last: Feb. 11, 2020 vs. Philadelphia
Consec. Games: 116 games, Dec. 23, 2018 - present
Mult. Pt. Games: 4 total - 2 pts (3), 3 pts (1)
Career Shootouts: 0-1
Career Penalty Shots: No attempts

2019-20 SEASON

Appeared in all 68 games for the Islanders during his first full NHL season, tallying 28 points (6g/22a)...His six goals and 28 points finished second among New York defenders...Has appeared in every game for the Islanders since making his NHL debut in December 2018...Recorded a career-high three points (1g/2a) on Jan. 18 vs. Washington...Appeared in his 100th NHL contest on Feb. 6 vs. Los Angeles. **PLAYOFFS:** Skated in all 22 playoff games for the Islanders, where he tied for first among team defensemen with 10 points (2g/8a)...Opened the postseason by picking up an assist in each of his first four games against Florida.

CAREER

2018-19: Made his NHL debut on Dec. 23 and played every Islanders game for the rest of the year, recording 18 points (5g/13a) in 48 contests...From the night of his debut through the end of the season, Toews co-led all NHL rookie defensemen in goals (5), ranked fifth in assists (13) and fourth in points (18)...His first NHL goal and point was an overtime-winning tally on Jan. 3 vs. Chicago...Was the NHL's only rookie defenseman with an OT goal in 2018-19...Had a five-game assist streak, Feb. 14-23, tied for the Islanders longest assist streak of the season...Earned his first NHL recall on Dec. 19, 2018 and the team went 31-14-3

with Toews in the lineup...Prior to being recalled, Toews had 19 points (5g/14a) in 24 games for Bridgeport (AHL). **PLAYOFFS:** Dressed in eight playoff contests with the Islanders during the 2019 postseason and led all team defensemen with five points (1g/4a)...Picked up an assist in his Stanley Cup Playoff debut in Game 1 of the First Round vs. Pittsburgh (April 10)...Scored his first career playoff goal in Game 3 of the Second Round series at Carolina on May 1...Recorded two assists for his first career postseason multi-point effort in Game 4 at Carolina.

2017-18: Registered 22 points (8g/14a) in the first 30 games of the season with the Bridgeport Sound Tigers of the American Hockey League before suffering a shoulder injury...The Islanders announced on Jan. 12 that Toews had undergone successful shoulder surgery...Toews had played 106 consecutive games with the Sound Tigers to begin his professional career until the injury kept him out of a Dec. 30th contest against Binghamton.

2016-17: Began his professional career with the American Hockey League's Bridgeport Sound Tigers, collecting 45 points (5g/40a) in 76 games en route to being named to the AHL All-Rookie Team...Led all AHL rookies in assists while his 45 points tied for first among rookie defensemen...His 40 helpers also paced the team and he was one of two Sound Tigers to appear in all 76 games...Represented the Sound Tigers at the 2016-17 AHL All-Star Game where he took home the award for fastest skater at the All-Star Challenge.

2015-16: Was named to the ECAC Second All-Star Team following his third and final season at Quinnipiac University...The junior rearguard led all Quinnipiac defensemen in scoring with 30 points (7g/23a) in 40 games...Helped the Bobcats reach the NCAA title game...Played three seasons at Quinnipiac from 2013-16, where he totaled 67 points (12g/55a) in 108 collegiate games.

Other: Prior to enrolling at Quinnipiac, Toews played two years with the Surrey Eagles of the British Columbia Hockey League...Was selected to the BCHL All-Rookie Team in 2011-12 and followed that up by being named to the BCHL (Coastal) First All-Star Team and garnering BCHL (Coastal) Best Defenseman honors in 2012-13.

PERSONAL

Name is pronounced *deh-VAHN TAYVS*...He and his wife, Kerry, were married on Oct. 10, 2020.

STATISTICS

SEASON	TEAM	LEAGUE	REGULAR SEASON								PLAYOFFS					
			GP	G	A	PTS	PIM	+/-	PP	SH	GW	GP	G	A	PTS	PIM
2011-12	Surrey	BCHL	54	7	22	29	42	-	-	-	-	12	5	7	12	15
2012-13	Surrey	BCHL	48	10	37	47	55	-	-	-	-	17	0	9	9	10
2013-14	Quinnipiac	NCAA	37	1	16	17	10	-	-	-	-	-	-	-	-	-
2014-15	Quinnipiac	NCAA	31	4	16	20	16	-	-	-	-	-	-	-	-	-
2015-16	Quinnipiac	NCAA	40	7	23	30	26	-	-	-	-	-	-	-	-	-
2016-17	Bridgeport	AHL	76	5	40	45	18	-	-	-	-	-	-	-	-	-
2017-18	Bridgeport	AHL	30	8	14	22	8	-	-	-	-	-	-	-	-	-
2018-19	Bridgeport	AHL	24	5	14	19	16	-	-	-	-	-	-	-	-	-
	NY Islanders	NHL	48	5	13	18	4	+7	1	0	2	8	1	4	5	0
2019-20	NY Islanders	NHL	68	6	22	28	16	+1	1	0	1	22	2	8	10	6
NHL TOTALS			116	11	35	46	20	+8	2	0	3	30	3	12	15	6

VS. NHL

	GP	G	A	PTS	PIM		GP	G	A	PTS	PIM		GP	G	A	PTS	PIM
Anaheim	3	0	1	1	0	Edmonton	3	0	3	3	0	Pittsburgh	3	0	1	1	0
Arizona	3	0	1	1	2	Florida	4	1	2	3	2	San Jose	2	1	1	2	0
Boston	5	0	0	0	0	Los Angeles	3	0	1	1	0	St. Louis	4	1	2	3	0
Buffalo	5	0	1	1	0	Minnesota	3	1	1	2	0	Tampa Bay	5	1	0	1	2
Carolina	4	1	0	1	0	Montreal	4	0	0	0	0	Toronto	5	0	0	0	2
Calgary	2	0	1	1	0	Nashville	2	0	0	0	0	Vancouver	3	0	2	2	0
Chicago	3	1	0	1	0	New Jersey	4	0	1	1	2	Vegas	2	0	0	0	0
Colorado	3	0	1	1	0	NY Islanders	-	-	-	-	-	Washington	7	3	3	6	2
Columbus	6	0	1	1	2	NY Rangers	6	0	1	1	2	Winnipeg	3	0	2	2	0
Dallas	3	0	2	2	0	Ottawa	6	1	4	5	2						
Detroit	4	0	1	1	2	Philadelphia	6	0	2	2	0						

Regular Season Games Only

HAT TRICK BY AN AVALANCHE PLAYER

Home: Joonas Donskoi, Nov. 7, 2019 vs. Nashville

Road: Mikko Rantanen, Jan. 4, 2020 at New Jersey

HAT TRICK BY AN OPPONENT

Tyler Toffoli, Feb. 15, 2020 vs. Los Angeles

(game was played at Falcon Stadium at U.S. Air Force Academy)

FOUR-GOAL GAME BY AN AVALANCHE PLAYER

Mike Ricci (5 goals), Feb. 17, 1994 at San Jose

FOUR-GOAL GAME BY AN OPPONENT

Anze Kopitar, March 22, 2018 vs. Los Angeles

FIVE-GOAL GAME BY AN AVALANCHE PLAYER

Mike Ricci, Feb. 17, 1994 at San Jose

FIVE-GOAL GAME BY AN OPPONENT

Never

NATURAL HAT TRICK BY AVALANCHE PLAYER

Joe Sakic, March 13, 2003 at Columbus

HAT TRICK BY AN AVALANCHE DEFENSEMAN

Sandis Ozolinsh, Dec. 6, 1999 vs. Vancouver

HAT TRICK IN A LOSING GAME

Gabriel Landeskog, Dec. 16, 2017 vs. Tampa Bay

TWO HAT TRICKS IN ONE GAME

Dec. 14, 1985 vs. New Jersey (M. Goulet, B. Ashton)

THREE HAT TRICKS IN ONE GAME

Feb. 22, 1981 at Washington

(Anton Stastny, Peter Stastny, Jacques Richard)

'GORDIE HOWE' HAT TRICK

Valeri Nichushkin, Dec. 23, 2019 at Vegas

AVALANCHE PLAYER WITH 5-POINT GAME

Nathan MacKinnon, March 2, 2018 vs. Minnesota

AVALANCHE DEFENSEMAN WITH 5-POINT GAME

Tyson Barrie, Feb. 20, 2018 at Vancouver

AVALANCHE PLAYER WITH FOUR ASSISTS

Samuel Girard, Jan. 2, 2020 vs. St. Louis

AVALANCHE PLAYER SCORING THREE PPG

Andrew Brunette, Dec. 19, 2006 at Edmonton

AVALANCHE PLAYER SCORING TWO SHG

J.T. Compher, Nov. 23, 2018 at Arizona

AVALANCHE PLAYER WITH 30 OR MORE PIM

Cody McLeod (30), Feb. 14, 2015 vs. Dallas

50-SAVE GAME BY AVALANCHE GOALIE

Home: Semyon Varlamov, Nov. 2, 2017 vs. Carolina

Road: Semyon Varlamov, Jan. 6, 2015 at Chicago

AVALANCHE SCORED 10+ GOALS

Home: Dec. 5, 1995 vs. San Jose (12-2)

Road: March 26, 1995 at Ottawa (11-4)

AVALANCHE ALLOWED 10+ GOALS

Home: Nov. 10, 1991 vs. Washington (3-10)

Road: Dec. 10, 2016 at Montreal (1-10)

AVALANCHE HAD 50+ SHOTS

Nov. 27, 2019 vs. Edmonton (50)

AVALANCHE ALLOWED 50+ SHOTS

Nov. 2, 2017 vs. Carolina (60)

AVALANCHE GOALTENDER SCORED A GOAL

Never

OPPONENT GOALTENDER SCORED A GOAL

Never

AVALANCHE OVERCAME 4-GOAL DEFICIT TO WIN

Home: Oct. 16, 2007 vs. Calgary (down 0-4, won 5-4)

Road: March 3, 1999 at Florida (down 0-5, won 7-5)

AVALANCHE SCORE IN FINAL 10 SECONDS OF REGULATION TO FORCE OVERTIME

Nathan MacKinnon, Jan. 17, 2015 at Tampa Bay

(score with 0:07 remaining, Avs lost 3-2 in shootout)



YANDBLUEBURGUNDYANDBLUE

25 SEASONS 25 SEASONS

AVALANCHE SYSTEM

BLUEBURGUNDYANDBLUEBURGUNDYANDBLUE

ASONS 25 SEASONS 25

COLORADO
COLORADO
COLORADO
COLORADO
COLORADO
COLORADO
COLORADO

FORWARDS (38)	POS	HT	WT	S	PLACE OF BIRTH	BORN	2019-20 CLUB	GP	G	A	PTS	PIM
AMAN, Nils	C	6-2	179	L	Avesta, Sweden	02/07/00	Leksand Jr. (Sweden-Jr.) Leksand (Sweden)	30 8	14 1	33 2	47 3	12 0
AMBROSIO, Colby	C	5-8	170	R	Welland, Ontario	08/07/02	Tri-City (USHL)	48	26	24	50	54
BARRON, Travis	LW	6-1	205	L	Brampton, Ontario	08/17/98	Utah (ECHL)	34	11	16	27	77
BEAUCAGE, Alex	RW	6-1	192	R	Trois-Rivieres, Quebec	07/25/01	Colorado (AHL)	9	0	0	0	2
BELLEMARE, Pierre-Edouard	C	6-0	198	L	Le Blanc-Mesnil, France	03/06/85	Rouyn-Noranda (QMJHL)	63	40	30	70	41
BOWERS, Shane	C	6-2	186	L	Halifax, Nova Scotia	07/30/99	COLORADO	69	9	13	22	17
BURAKOVSKY, Andre	LW	6-3	201	L	Klagenfurt, Austria	02/09/95	Colorado (AHL)	48	10	17	27	14
BURZAN, Luka	C/RW	6-0	184	L	Surrey, B.C.	01/07/00	COLORADO	58	20	25	45	22
CALVERT, Matt	LW	5-11	186	L	Brandon, Manitoba	12/24/89	Brandon (WHL)	63	35	27	62	26
COMPHER, J.T.	LW	6-0	190	R	Northbrook, Ill.	04/08/95	COLORADO	50	12	13	25	39
DICKINSON, Josh	C	6-2	195	L	Halton Hills, Ontario	11/17/97	COLORADO	67	11	20	31	18
DONSKOI, Joonas	RW	6-0	190	R	Raahе, Finland	04/13/92	Utah (ECHL)	29	16	14	30	16
DRIES, Sheldon	C	5-9	180	L	Macomb Township, Mich.	04/23/94	Colorado (AHL)	14	1	5	6	4
FOUDY, Jean-Luc	C	5-11	177	R	Scarborough, Ontario	05/13/02	COLORADO	65	16	17	33	26
HENRY, Nick	RW	5-11	190	R	Portage, Manitoba	07/04/99	Colorado (AHL)	50	21	14	35	69
JOST, Tyson	C	5-11	187	L	St. Albert, Alberta	03/14/98	COLORADO	5	0	0	0	0
KADRI, Nazem	C	6-0	192	L	London, Ontario	10/06/90	Windsor (OHL)	59	15	28	43	12
KAMENEV, Vladislav	C	6-2	194	L	Orsk, Russia	08/12/96	Colorado (AHL)	42	3	6	9	20
KAUT, Martin	RW	6-2	190	R	Brno, Czech Republic	10/02/99	Utah (ECHL)	2	0	0	0	0
KOVALENKO, Nikolai	RW	5-10	180	L	Raleigh, North Carolina	10/17/99	COLORADO	67	8	15	23	22
LANDESKOG, Gabriel	LW	6-1	215	L	Stockholm, Sweden	11/23/92	COLORADO	51	19	17	36	97
LEWIS, Ty	LW	6-0	180	L	Brandon, Manitoba	03/05/98	COLORADO	38	1	7	8	8
MackINNON, Nathan	C	6-0	200	R	Halifax, Nova Scotia	09/01/95	Colorado (AHL)	34	5	13	18	33
MEGNA, Jayson	C	6-1	195	R	Fort Lauderdale, Fla.	02/01/90	COLORADO	9	2	1	3	2
MUTALA, Sasha	RW	6-0	200	R	Vancouver, B.C.	05/06/01	Yaroslavl (KHL)	54	10	11	21	26
NEWHOOK, Alex	C	5-10	190	L	St. John's, Newfoundland	01/28/01	Yaroslavl 2 (MHL)	-	-	-	-	-
NICHUSHKIN, Valeri	RW	6-4	210	L	Chelyabinsk, Russia	03/04/95	COLORADO	54	21	23	44	47
O'CONNOR, Logan	RW	6-0	175	R	Missouri City, Texas	08/14/96	Utah (ECHL)	12	0	1	1	2
RANTA, Sampo	LW	6-2	195	L	Naanntali, Finland	05/31/00	COLORADO	44	25	26	51	48
RANTANEN, Mikko	RW	6-4	215	L	Nousiainen, Finland	10/29/96	COLORADO	69	35	58	93	12
ROLSTON, Ryder	RW	6-1	175	R	Boston, Mass.	10/31/01	Colorado (AHL)	43	18	16	34	22
SAAD, Brandon	LW	6-1	206	L	Pittsburgh, Pa.	10/27/92	COLORADO	8	0	0	0	2
							U. of Minn. (Big Ten)	16	2	0	2	2
							COLORADO	35	12	8	20	10
							COLORADO	42	19	22	41	14
							Waterloo (USHL)	42	16	17	33	12
							CHICAGO	58	21	12	33	16

SALOMAKI, Mikko	RW	5-11	203	L	Raabe, Finland	03/09/93	Milwaukee (AHL)	41	5	10	15	35
							NASHVILLE	5	1	0	1	4
SHERWOOD, Kiefer	LW	6-0	194	R	Columbus, Ohio	03/31/95	Toronto (AHL)	8	2	2	4	2
							San Diego (AHL)	37	16	7	23	8
STIENBURG, Matthew	C	6-1	182	R	Halifax, Nova Scotia	10/07/00	ANAHEIM	10	0	1	1	6
TYNAN, T.J.	C	5-8	165	R	Orland Park, Illinois	02/25/92	Cornell (ECAC)	27	5	5	10	45
VECCHIONE, Mike	RW	5-10	194	R	Saugus, Mass.	02/25/93	Colorado (AHL)	42	5	42	47	20
WEISS, Tyler	LW	5-10	155	L	Raleigh, North Carolina	01/03/00	COLORADO	16	0	1	1	2
							San Antonio	61	21	15	36	23
							U. Neb-Omaha (NCHC)	35	4	18	22	27

	POS	HT	WT	S	PLACE OF BIRTH	BORN	2019-20 CLUB	GP	G	A	PTS	PIM
DEFENSEMEN (19)												
ANDERSON, Josh	D	6-3	230	L	Nanaimo, B.C.	08/29/98	Colorado (AHL)	12	1	0	1	6
							Utah (ECHL)	23	2	4	6	25
BARRON, Justin	D	6-2	195	R	Halifax, Nova Scotia	11/15/01	Halifax (QMJHL)	34	4	15	19	6
BOIKOV, Sergei	D	6-2	195	L	Khabarovsk, Russia	01/24/96	Moscow (KHL)	9	2	0	2	18
BURROUGHS, Kyle	D	6-0	203	R	Vancouver, B.C.	07/12/95	Bridgeport (AHL)	58	2	6	8	69
BYRAM, Bowen	D	6-1	190	L	Cranbrook, B.C.	06/13/01	Vancouver (WHL)	50	14	38	52	76
CLURMAN, Nate	D	6-2	205	R	Boulder, Colorado	05/08/98	Notre Dame (Big Ten)	37	0	9	9	10
COLE, Ian	D	6-1	225	L	Ann Arbor, Mich.	02/21/89	COLORADO	65	4	22	26	36
GILBERT, Dennis	D	6-2	216	L	Buffalo, NY	10/30/96	CHICAGO	21	1	2	3	38
							Rockford (AHL)	30	1	6	7	46
GIRARD, Samuel	D	5-10	170	L	Roberval, Quebec	05/12/98	COLORADO	70	4	30	34	17
GRAVES, Ryan	D	6-5	220	L	Yarmouth, Nova Scotia	05/21/95	COLORADO	69	9	17	26	45
HELLESON, Drew	D	6-3	190	R	Farmington, Minnesota	03/26/01	Boston College (H-East)	28	1	5	6	12
JOHNSON, Erik	D	6-4	225	R	Bloomington, Minn.	03/21/88	COLORADO	59	3	13	16	20
LEVERMANN, Nick	D	5-11	190	L	Edina, Minnesota	09/14/98	Notre Dame (Big Ten)	32	5	7	12	10
MacDONALD, Jacob	D	6-0	204	L	Portland, Oregon	02/26/93	Colorado (AHL)	56	16	26	42	22
MAKAR, Cale	D	5-11	187	R	Calgary, Alberta	10/30/98	COLORADO	57	12	38	50	12
RENOUF, Dan	D	6-3	198	L	Pickering, Ontario	06/01/94	Colorado (AHL)	54	2	14	16	82
TIMMINS, Conor	D	6-2	185	R	St. Catharines, Ontario	09/18/98	COLORADO	2	0	0	0	0
							Colorado (AHL)	40	3	24	27	38
TOEWS, Devon	D	6-1	191	L	Abbotsford, B.C.	02/21/94	NY ISLANDERS	68	6	22	28	16
ZHURAVLYOV, Danila	D	6-0	163	L	Nizhny Novgorod, Russia	04/08/00	Kazan Ak-Bars (KHL)	36	1	7	8	8
							Irbis Kazan (MHL)	-	-	-	-	-

GOALTENDERS (7)	HT	WT	C	PLACE OF BIRTH	BORN	2019-20 CLUB	GP	W	L	T	SO	GAA	SV%
ANNUNEN, Justus	6-4	210	L	Kempele, Finland	03/11/00	Karpat (Finland)	23	15	5	3	6	1.77	.929
FRANCOUZ, Pavel	6-0	179	R	Pizen, Czech Republic	06/03/90	COLORADO	34	21	7	4	1	2.41	.923
GRUBAUER, Philipp	6-1	188	L	Rosenheim, Germany	11/25/91	COLORADO	36	18	12	4	2	2.63	.916
MINER, Trent	6-1	185	L	Brandon, Manitoba	02/05/01	Vancouver (WHL)	28	14	11	3	1	2.76	.901
MISKA, Hunter	6-1	175	L	North Branch, Minnesota	07/07/95	Utah (ECHL)	3	2	1	0	0	1.62	.947
						Colorado (AHL)	26	16	6	3	2	2.48	.924
SHMAKOV, Shamil	6-6	194	L	Moscow, Russia	07/27/99	Cedar Rapids (USHL)	7	4	3	0	0	3.03	.901
WERNER, Adam	6-5	205	L	Mariestad, Sweden	05/02/97	Colorado (AHL)	31	18	10	1	2	2.92	.909
						COLORADO	2	1	1	0	0	3.42	.914

NILS AMAN

CENTER HEIGHT: 6-2 WEIGHT: 179 LBS. SHOOTS: LEFT
BORN: FEBRUARY 7, 2000 (AVESTA, SWEDEN)

Colorado's fifth selection (sixth round, 167th overall) in the 2020 NHL Draft

PLAYING RECORD

SEASON	CLUB	LEAGUE	REGULAR SEASON					PLAYOFFS				
			GP	G	A	PTS	PIM	GP	G	A	PTS	PIM
2016-17	Leksands IF J18	J18 Elit	15	5	6	11	8	-	-	-	-	-
	Leksands IF J18	J18 Allsvenskan	15	4	7	11	2	5	0	0	0	0
2017-18	Leksands IF J18	J18 Elit	20	8	9	17	6	-	-	-	-	-
	Leksands IF J18	J18 Allsvenskan	12	6	6	12	4	3	1	1	2	0
	Leksands IF J20	J20 SuperElit	21	1	2	3	4	2	0	0	0	2
2018-19	Leksands IF J20	J20 SuperElit	45	14	27	41	14	2	1	0	1	0
	Leksands IF	HockeyAllsvenskan	3	0	0	0	2	4	0	0	0	0
2019-20	Aveska BK	Division 2	1	0	0	0	0	-	-	-	-	-
	Leksands IF J20	J20 SuperElit	30	14	33	47	12	-	-	-	-	-
	Leksands IF	SHL	8	1	2	3	0	-	-	-	-	-
	Karlskrona Sweden	HockeyAllsvenskan WJC	6	1	0	1	0	-	-	-	-	-

CAREER NOTES

2019-20: Spent most of the 2019-20 campaign with Leksands IF J20 in the J20 SuperElit, Sweden's top junior league, where he tallied 47 points (14g/33a) in 30 games...Made his professional debut and appeared in eight games with Leksands senior team in the Swedish Hockey League...Skated in six games (1g/0a) with Karlskrona in Allsvenskan, Sweden's second-tier professional league.

Career: Began the 2020-21 campaign with Leksands in the Swedish Hockey League.

2018-19: Tallied 41 points (14g/27a) in 45 contests with Leksands IF J20 in Sweden's top junior league and also appeared in three games with Leksands in Allsvenskan.

2017-18: Skated in 21 contests for Leksands IF J20 (1g/2a) and also appeared in 20 games for the club's Under-18 team, recording 17 points (8g/9a) in 20 games.

COLBY AMBROSIO

CENTER HEIGHT: 5-8 WEIGHT: 170 LBS. SHOOTS: RIGHT
BORN: AUGUST 7, 2002 (WELLAND, ONTARIO)

Colorado's third selection (fourth round, 118th overall) in the 2020 NHL Draft.

PLAYING RECORD

SEASON	CLUB	LEAGUE	REGULAR SEASON					PLAYOFFS				
			GP	G	A	PTS	PIM	GP	G	A	PTS	PIM
2018-19	Tri-City	USHL	57	12	12	24	36	1	0	0	0	0
	Canada White	WHC-17	5	0	3	3	2	-	-	-	-	-
2019-20	Tri-City	USHL	48	26	24	50	54	-	-	-	-	-

CAREER NOTES

2019-20: Recorded 50 points (26g/24a) in 48 games for the Tri-City Storm of the United States Hockey League...Ranked first on the team in goals and points...Tied for fifth in the league in goals and tied for second among all skaters with 13 power-play markers.

Career: Is a freshman at Boston College this season.

2018-19: Registered 24 points (12g/12a) in 57 contests for the Storm, his first season in the USHL...Represented Canada White at the 2019 Under-17 World Hockey Challenge, tallying three points (0g/3a) in five games.

JOSH ANDERSON

DEFENSEMAN HEIGHT: 6-3 WEIGHT: 230 LBS. SHOOTS: LEFT
BORN: AUGUST 29, 1998 (NANAIMO, BRITISH COLUMBIA)

Colorado's third selection (third round, 71st overall) in the 2016 NHL Draft

PLAYING RECORD

SEASON	CLUB	LEAGUE	REGULAR SEASON				PLAYOFFS					
			GP	G	A	PTS	PIM	GP	G	A	PTS	PIM
2013-14	South Island	BCMML	34	1	13	14	72	2	0	0	0	8
	Prince George	WHL	2	0	0	0	2	-	-	-	-	-
2014-15	Prince George	WHL	42	2	2	4	52	2	0	0	0	0
2015-16	Prince George	WHL	39	1	5	6	86	-	-	-	-	-
2016-17	Prince George	WHL	69	3	8	11	75	6	0	0	0	12
2017-18	Prince George	WHL	25	1	6	7	42	-	-	-	-	-
	Swift Current	WHL	29	2	5	7	32	26	0	2	2	15
2018-19	Utah	ECHL	55	1	6	7	88	5	0	0	0	7
	Colorado	AHL	1	0	0	0	0	-	-	-	-	-
2019-20	Colorado	AHL	12	1	0	1	6	-	-	-	-	-
	Utah	ECHL	23	2	4	6	25	-	-	-	-	-

CAREER NOTES

2019-20: Split the season between the Colorado Eagles (AHL) and the Utah Grizzlies (ECHL), recording one point (1g/0a) in 12 games with the Eagles and notching six points (2g/4a) in 23 outings with Utah.

Career

2018-19: Spent his first professional season with the Utah Grizzlies (ECHL), appearing in 55 regular-season games (1g/6a) and five playoff contests (0g/0a)...Also dressed in one game for the Colorado Eagles (AHL).

2017-18: Was acquired by Swift Current from Prince George on Jan. 7, and helped the Broncos capture the Ed Chynoweth Cup as Western Hockey League champions and advance to the 2018 Memorial Cup...Signed a three-year, entry-level contract with the Avalanche on March 29.

Other: Missed the second half of the 2015-16 season with Prince George due to a back injury he suffered on Jan. 16...Appeared in five games with Canada White at the World Under-17 Hockey Challenge in 2014-15...Picked No. 3 overall in the first round of the 2013 WHL Bantam Draft by Prince George.

JUSTUS ANNUNEN

GOALTENDER HEIGHT: 6-4 WEIGHT: 210 LBS. CATCHES: LEFT
BORN: MARCH 11, 2000 (KEMPELE, FINLAND)

Colorado's second selection (third round, 64th overall) in the 2018 NHL Draft

PLAYING RECORD

SEASON	CLUB	LGE	REGULAR SEASON								PLAYOFFS									
			GP	W	L	T	MNS	GA	SO	GAA	SV%	GP	W	L	T	MNS	GA	SO	GAA	SV%
2016-17	Karpat U18	Fin U18	30	-	-	-	-	-	-	-	.926	5	-	-	-	-	-	-	-	.922
2017-18	Karpat Jr.	Finland Jr.	26	-	-	-	-	-	-	2.31	.907	12	-	-	-	-	-	-	1.83	.935
	Karpat	Finland	1	-	-	-	-	-	-	4.00	.892	-	-	-	-	-	-	-	-	-
2018-19	Karpat Jr.	Finland Jr.	-	-	-	-	-	-	-	-	-	6	-	-	-	-	-	-	1.50	.930
	Karpat	Finland	1	0	0	1	61	4	0	4.00	.818	-	-	-	-	-	-	-	-	-
2019-20	Hermes	Finland 2	22	13	8	0	-	-	-	2.77	.891	-	-	-	-	-	-	-	-	-
	Karpat	Finland	23	15	5	3	1358	40	6	1.77	.929	-	-	-	-	-	-	-	-	-
		WJC	6	2	4	0	362	16	1	2.65	.916	-	-	-	-	-	-	-	-	-

CAREER NOTES

2019-20: Posted a 15-5-3 record in 23 games for Karpat in Finland's top professional league (Liiga), ranking first among all goaltenders in both save percentage (.929) and goals-against average (1.77)...Ranked second in the league with six shutouts and established a new Liiga record for the longest shutout streak during a single season (302 minutes, five seconds) from Sept. 21-Oct. 23...Represented his country at the 2020 IIHF World Junior Championship in the Czech Republic, going 2-4-0 in six appearances to help Finland to a fourth-place finish at the tournament.

Career: Started the 2020-21 campaign with Karpat.

2018-19: Posted a 13-8 record with a 2.77 goals-against average for Hermes, who compete in Finland's second-highest hockey league, Mestis...Also appeared in one contest for Karpat...Joined Karpat Jr. for the playoffs and posted a 1.50 GAA and .930 Sv% in six appearances in helping his team win the Jr. A SM-liiga championship.

2017-18: Was the recipient of the Jorma Valtonen Award as the Jr. A SM-liiga's best goaltender and was named to the league's First All-Star Team...Played 26 regular-season games for Karpat Jr. and added a 1.83 goals-against average and .935 save percentage in 12 postseason contests...Also appeared in one contest for Karpat in Finland's top professional league (Liiga)...Helped Finland capture the gold medal at the 2018 IIHF Under-18 World Championship in Russia, fashioning a 6-0 record with a 2.00 goals-against average and .914 save percentage in six tournament games.

Other: Was rated as the fourth-best international goalie on NHL Central Scouting's final rankings for the 2018 NHL Draft...Represented Finland at the Under-17 World Hockey Challenge, recording a 3.05 GAA and .904 Sv% in three contests.

JUSTIN BARRON

DEFENSEMAN HEIGHT: 6-2 WEIGHT: 195 LBS. SHOOTS: RIGHT
BORN: NOVEMBER 15, 2001 (HALIFAX, NOVA SCOTIA)

Colorado's first selection (first round, 25th overall) in the 2020 NHL Draft.

PLAYING RECORD

SEASON	CLUB	LEAGUE	REGULAR SEASON					PLAYOFFS				
			GP	G	A	PTS	PIM	GP	G	A	PTS	PIM
2017-18	Halifax	QMJHL	51	2	19	21	8	9	0	3	3	2
2018-19	Halifax	QMJHL	68	9	32	41	34	23	2	11	13	10
2019-20	Halifax	QMJHL	34	4	15	19	6	-	-	-	-	-

CAREER NOTES

2019-20: Registered 19 points (4g/15a) in 34 games...Led all Halifax defensemen in points despite missing 29 games due to injury...Tied for second on the team in game-winning goals (2).

Career: Serving as captain of the Mooseheads for the 2020-21 campaign, his first year in that role.

2018-19: Talled a career-best 41 points (9g/32a) and added 13 points (2g/11a) in 23 postseason contests to help Halifax to the President's Cup Final, where they eventually fell to Rouyn-Noranda in six games.

2017-18: Notched 21 points (2g/19a) in 51 contests in his first campaign in the QMJHL, earning a spot on the league's All-Rookie Team.

International: Barron represented his country at the 2018 Ivan Hlinka Gretzky Cup, tallying five assists in five games to help Canada capture the gold medal...He notched one point (0g/1a) in six games for Canada Red at the 2017 Under-17 World Hockey Challenge to help his team earn silver.

TRAVIS BARRON

LEFT WING HEIGHT: 6-1 WEIGHT: 205 LBS. SHOOTS: LEFT
BORN: AUGUST 17, 1998 (BRAMPTON, ONTARIO)

Colorado's sixth selection (seventh round, 191st overall) in the 2016 NHL Draft

PLAYING RECORD

SEASON	CLUB	LEAGUE	REGULAR SEASON					PLAYOFFS				
			GP	G	A	PTS	PIM	GP	G	A	PTS	PIM
2014-15	Ottawa	OHL	64	12	9	21	22	6	1	1	2	4
2015-16	Ottawa	OHL	60	13	24	37	26	5	2	4	6	11
2016-17	Ottawa	OHL	59	13	21	34	62	4	1	0	1	16
2017-18	Ottawa	OHL	67	21	36	57	91	5	1	4	5	6
	San Antonio	AHL	2	0	2	2	0	-	-	-	-	-
2018-19	Colorado	ECHL	-	-	-	-	-	20	2	5	7	17
	Colorado	AHL	38	3	2	5	37	-	-	-	-	-
2019-20	Utah	ECHL	12	2	6	8	17	5	1	0	1	21
	Utah	ECHL	34	11	16	27	77	-	-	-	-	-
	Colorado	AHL	9	0	0	0	2	-	-	-	-	-

CAREER NOTES

2019-20: Tallied 27 points (11g/16a) for the ECHL's Utah Grizzlies...Also skated in nine games with the AHL's Colorado Eagles.

Career

2018-19: Spent most of his first full professional season with the Colorado Eagles (AHL) but also saw time with the Utah Grizzlies (ECHL).

2017-18: Played his final season with the Ottawa 67's (OHL) before making his professional debut with San Antonio (AHL) and eventually helping the Colorado Eagles win the Kelly Cup as ECHL champions...Captained the 67's for the second straight year and finished third on the team with 57 points (21g/36a) in 67 games...Also ranked third on the club in assists and led the team with 91 penalty minutes...Was voted the "Hardest Worker" and "Best Body Checker" in the OHL Eastern Conference Coaches Poll...Signed a three-year, entry-level contract with the Avalanche on March 29...Added five points (1g/4a) in five OHL playoff games...Signed an ATO with San Antonio on April 2 and appeared in the Rampage's final two games of the season, making his professional debut on April 6 at Cleveland...Joined the Colorado Eagles for the start of the playoffs and recorded seven points (2g/5a) in 20 postseason contests.

2016-17: Served as team captain of the Ottawa 67's after being appointed on Oct. 14.

Other: Prior to joining the 67's, he played for Toronto Junior Canadiens of the Greater Toronto Minor Midget Hockey League...Was picked No. 3 overall by the Ottawa 67's in the first round of the 2014 OHL Priority Selection...Played for Canada White at the World Under-17 Hockey Challenge in 2014-15.

Personal: His uncle, Andrew Cassels, was drafted 17th overall by the Montreal Canadiens in 1987 and skated in 1,015 career NHL games with the Canadiens, Hartford Whalers, Calgary Flames, Vancouver Canucks, Columbus Blue Jackets and Washington Capitals...His cousin, Cole Cassels, was selected 85th overall by the Canucks in the 2013 NHL Draft.

ALEX BEAUCAGE

RIGHT WING HEIGHT: 6-1 WEIGHT: 192 LBS. SHOOTS: RIGHT
BORN: JULY 25, 2001 (TROIS-RIVIERES, QUEBEC)

Colorado's fifth selection (third round, 78th overall) in the 2019 NHL Draft

PLAYING RECORD

SEASON	CLUB	LEAGUE	REGULAR SEASON					PLAYOFFS				
			GP	G	A	PTS	PIM	GP	G	A	PTS	PIM
2017-18	Rouyn-Noranda	QMJHL	56	13	24	37	37	7	1	0	1	0
	Canada Black	WHC-17	5	2	1	3	4	-	-	-	-	-
2018-19	Rouyn-Noranda	QMJHL	68	39	40	79	44	16	5	11	16	6
2019-20	Rouyn-Noranda	QMJHL	63	40	30	70	41	-	-	-	-	-

CAREER NOTES

2019-20: Tied for third in the QMJHL with 40 goals while playing in 63 games in his third season with the Rouyn-Noranda Huskies...Was first on the team in points (70), goals and power-play tallies (9)...Ranked third on the team in assists (30)...Scored seven game-winning goals, tied for third in the league.

Career: Began the 2020-21 season with Rouyn-Noranda, serving as an alternate captain.

2018-19: Registered 79 points (39g/40a) in 68 regular-season games and added 16 points (5g/11a) in 16 playoff contests to help Rouyn-Noranda capture the President's Cup as QMJHL champions and win the Memorial Cup...Had two points (1g/1a) in five contests during the Memorial Cup tournament in Halifax, Nova Scotia...His 79 points ranked third among all Huskies players who spent the entire year with the team...Led the team with 14 power-play goals.

Other: Suited up for Team Canada Black at the 2017 Under-17 World Hockey Challenge and tallied three points (2g/1a) in five games.

SERGEI BOIKOV

DEFENSEMAN HEIGHT: 6-2 WEIGHT: 195 LBS. SHOOTS: LEFT
BORN: JANUARY 24, 1996 (KHABAROVSK, RUSSIA)

Colorado's sixth selection (sixth round, 161st overall) in the 2015 NHL Draft

PLAYING RECORD

SEASON	CLUB	LEAGUE	REGULAR SEASON					PLAYOFFS				
			GP	G	A	PTS	PIM	GP	G	A	PTS	PIM
2013-14	Drummondville	QMJHL	68	2	10	12	89	11	0	1	1	8
2014-15	Drummondville	QMJHL	64	3	18	21	64	-	-	-	-	-
2015-16	Drummondville	QMJHL	52	6	20	26	73	4	0	0	0	6
	San Antonio	AHL	4	0	0	0	0	-	-	-	-	-
	Russia	WJC	7	0	0	0	6	-	-	-	-	-
2016-17	San Antonio	AHL	63	3	13	16	69	-	-	-	-	-
	Colorado	ECHL	7	1	1	2	2	18	3	7	10	12
2017-18												
2018-19	Colorado	AHL	56	1	10	11	74	4	0	0	0	4
	Utah	ECHL	1	0	0	0	0	-	-	-	-	-
2019-20	Dynamo Moscow	KHL	9	2	0	2	18	-	-	-	-	-

CAREER NOTES

2019-20: Skated in nine games for the KHL's Dynamo Moscow, tallying two points (2g/0a).

Career: Began the 2020-21 season with Dynamo Moscow.

2018-19: Skated in 56 regular-season games (1g/10a) and four postseason contests (0g/0a) for the AHL's Colorado Eagles...Also dressed in one game for Utah (ECHL).

2017-18: Missed the entire season due to a shoulder injury he suffered during an Avalanche preseason game on Sept. 21 vs. Dallas.

2016-17: Spent the majority of his first professional season with the San Antonio Rampage (AHL) while also helping the Colorado Eagles (ECHL) win the 2017 Kelly Cup.

2015-16: Spent his final season with Drummondville (QMJHL) before joining San Antonio as an amateur tryout...Won a silver medal with Russia at the 2016 IIHF World Junior Championship in Finland...Played for Russia at the Super Series vs. Team QMJHL...Signed a three-year, entry-level contract with the Avalanche on May 27.

Other: Competed for Russia at the 2013 Ivan Hlinka Memorial Tournament.

SHANE BOWERS

CENTER HEIGHT: 6-2 WEIGHT: 186 LBS. SHOOTS: LEFT
BORN: JULY 30, 1999 (HALIFAX, NOVA SCOTIA)

Acquired from Ottawa, with Andrew Hammond, 1st round pick in 2019, 3rd round pick in 2019, as well as Samuel Girard, Vladislav Kamenev, 2nd round pick in 2018 from Nashville. Avs sent Matt Duchene to Ottawa, Nashville received Kyle Turris from Ottawa, Nov. 5, 2017

PLAYING RECORD

SEASON	CLUB	LEAGUE	REGULAR SEASON				PLAYOFFS					
			GP	G	A	PTS	PIM	GP	G	A	PTS	PIM
2015-16	Waterloo	USHL	56	15	18	33	16	9	0	2	2	0
2016-17	Waterloo	USHL	60	22	29	51	20	6	2	1	3	2
2017-18	Boston University	Hockey East	40	17	15	32	14	-	-	-	-	-
2018-19	Boston University	Hockey East	37	11	10	21	25	-	-	-	-	-
	Colorado	AHL	4	0	0	0	2	4	0	1	1	0
	Canada	WJC	5	0	2	2	2	-	-	-	-	-
2019-20	Colorado	AHL	48	10	17	27	14	-	-	-	-	-

CAREER NOTES

2019-20: Spent his first full professional season with the Colorado Eagles, recording 27 points (10g/17a) in 48 games.

Career

2018-19: Tallied 21 points (11g/10a) in 37 games during his sophomore season at Boston University...Finished fourth on the team in points and ranked third in goals...Competed for Team Canada at the 2019 IIHF World Junior Championship in British Columbia, tallying two points (0g/2a)...Signed a three-year, entry-level contract beginning with the 2019-20 season on March 29 and reported to the Colorado Eagles on an Amateur Tryout Contract (ATO)...Appeared in four regular-season games for the Eagles (0g/0a) and also four Calder Cup Playoff contests (0g/1a)...Finished his college career with 53 points (28g/25a) in 77 NCAA outings.

2017-18: Named to the Hockey East All-Rookie Team as a freshman at Boston University...Appeared in all 40 games and finished second on the Terriers in goals (17) and third in points (32)...Had a team-best +16 plus/minus rating and tied for the school lead in game-winning goals (4)...Led all Hockey East freshmen in scoring and was named a Hockey East Honorable Mention All-Star.

2016-17: Named to the All-USHL Third Team in his second season with Waterloo...Totalled 51 points (22g/29) in 60 games, tied for 10th among league scorers...Skated in the 2017 USHL/NHL Top Prospects Game...Played for Team Canada at 2016 Ivan Hlinka Memorial Tournament.

2015-16: Earned USHL All-Rookie Second Team honors after finishing ninth among league rookies with 33 points (15g/18a) in 56 games for Waterloo.

Other: Was selected by Ottawa in the first round (28th overall) of the 2017 NHL Draft...Prior to Waterloo, played for Halifax MacDonald's in the Nova Scotia Major Midget League, earning 2014-15 MVP honors after leading the league in points (52).

KYLE BURROUGHS

DEFENSEMAN HEIGHT: 6-0 WEIGHT: 203 LBS. SHOOTS: RIGHT
BORN: JULY 12, 1995 (VANCOUVER, BRITISH COLUMBIA)

Acquired from NY Islanders in exchange for A.J. Greer, Oct. 11, 2020

PLAYING RECORD

SEASON	CLUB	LEAGUE	REGULAR SEASON				PLAYOFFS					
			GP	G	A	PTS	PIM	GP	G	A	PTS	PIM
2010-11	Valley West	BCMML	36	11	25	36	58	-	-	-	-	-
	Aldergrove	PIJHL	36	11	25	36	58	-	-	-	-	-
	Regina	WHL	1	0	0	0	0	-	-	-	-	-
2011-12	Regina	WHL	55	2	6	8	54	5	1	1	2	0
	Canada Pacific	WHC-17	5	1	2	3	14	-	-	-	-	-
2012-13	Regina	WHL	70	5	28	33	91	-	-	-	-	-
2013-14	Regina	WHL	58	8	32	40	72	4	0	1	1	8
	Bridgeport	AHL	9	0	0	0	2	-	-	-	-	-
2014-15	Regina	WHL	36	5	17	22	47	-	-	-	-	-
	Medicine Hat	WHL	30	2	15	17	38	10	0	4	4	2
2015-16	Missouri	ECHL	18	1	6	7	17	-	-	-	-	-
	Bridgeport	AHL	31	2	8	10	30	2	1	1	2	4
2016-17	Bridgeport	AHL	71	3	21	24	116	-	-	-	-	-
2017-18	Bridgeport	AHL	75	6	19	25	99	-	-	-	-	-
2018-19	Bridgeport	AHL	69	4	11	15	103	5	0	3	3	0
2019-20	Bridgeport	AHL	58	2	6	8	69	-	-	-	-	-

CAREER NOTES

2019-20: Registered eight points (2g/6a) in 58 games for the Bridgeport Sound Tigers of the American Hockey League...Served as team captain, his first year in that role after serving as a co-captain the season before.

Career

2018-19: Recorded 15 points (4g/11a) in 69 games while serving as a co-captain with Bridgeport...Played his 200th AHL game on Nov. 17 at Belleville...Passed Scott Mayfield for 10th place on the Sound Tigers all-time games played list with his 224th career appearance on Jan. 16 at Charlotte.

2017-18: Set AHL career highs in points (25), goals (6) and games played (75)...Led the team in plus/minus with a plus-16 rating...Ranked third among team blueliners in points.

2016-17: Tallied a career-best 21 assists...Ranked third among Sound Tigers defensemen in points (24).

2015-16: Recorded 10 points (2g/8a) in 31 games with the Sound Tigers during his rookie season...Tied for the team scoring lead in the Calder Cup Playoffs with two points (1g/1a) in two games...Began the season with the Missouri Mavericks of the ECHL, netting seven points (1g/6a) in 18 games before a Dec. 30 recall to Bridgeport.

2014-15: Split his fourth season in the Western Hockey League between the Regina Pats and Medicine Hat Tigers (midseason trade), totaling 39 points (7g/32a) in 66 games...Led Medicine Hat with a career-best plus-35 rating...Finished second among team defensemen in points...Traded from Regina, where he served as captain, to Medicine Hat.

2013-14: Established junior career highs in goals (8), assists (32) and points (40) during his third season with the Regina Pats and his first as team captain...Finished second among team defensemen in points, goals and assists...Ranked fifth on the team in plus-minus (+14)...Recorded six multi-point games, including a four-assist effort on Oct. 11 vs. Vancouver...Recorded one assist in four WHL Playoff games during Regina's first-round series against the Brandon Wheat Kings...Appeared in nine games with the Bridgeport Sound Tigers of the American Hockey League, making his North American professional debut.

2012-13: Scored 33 points (5g/28a) in 70 games during his second WHL season with Regina...Led Regina defensemen in assists and points

2011-12: Scored eight points (2g/6a) in 55 games as a rookie with Regina (WHL)...Finished third among team defensemen in plus-minus rating (+7)...Co-led team defensemen in scoring during the WHL Playoffs with two points (1g/1a) in five games.

2010-11: Made his WHL debut, appearing in one game with Regina vs. Saskatoon on Mar. 18.

International: Represented Canada Pacific at the 2012 World Under-17 Hockey Challenge, netting three points (1g/2a) in five games.

Other: Selected by the New York Islanders in the seventh round (196th overall) of the 2013 NHL Draft.

LUKA BURZAN

CENTER/RIGHT WING HEIGHT: 6-0 WEIGHT: 184 LBS. SHOOTS: LEFT
BORN: JANUARY 7, 2000 (SURREY, BRITISH COLUMBIA)

Colorado's seventh selection (sixth round, 171st overall) in the 2019 NHL Draft

CAREER NOTES

2019-20: Served as an alternate captain for the Brandon Wheat Kings in his fourth full season in the Western Hockey League...Paced the team in points (62) and goals (35), while finishing fifth in assists (27)...Tied for third in the WHL in game-winning goals (8)...Registered nine power-play goals, tied for first on the team.

Career

2018-19: Finished second on the Brandon Wheat Kings in goals (40), assists (38) and points (78)...Paced the team with six game-winning goals...His 40 goals tied for 10th in the WHL.

2017-18: Split the season between Moose Jaw and Brandon...Totaled 40 points (15g/25a) in 72 combined games between the clubs...Added seven points (5g/2a) in 11 postseason outings for Brandon.

Other: Represented his country at the 2018 Hlinka Gretzky Cup, appearing in five games as Canada captured the gold medal.

PLAYING RECORD

SEASON	CLUB	LEAGUE	REGULAR SEASON					PLAYOFFS				
			GP	G	A	PTS	PIM	GP	G	A	PTS	PIM
2015-16	Valley West	BCMML	29	16	31	47	28	7	4	13	17	2
	Moose Jaw	WHL	1	0	0	0	0	1	0	0	0	0
2016-17	Moose Jaw	WHL	66	14	13	27	18	7	0	3	3	0
2017-18	Moose Jaw	WHL	42	6	13	19	10	-	-	-	-	-
	Brandon	WHL	30	9	12	21	10	11	5	2	7	0
2018-19	Brandon	WHL	68	40	38	78	10	-	-	-	-	-
2019-20	Brandon	WHL	63	35	27	62	26	-	-	-	-	-

NATE CLURMAN

DEFENSEMAN HEIGHT: 6-2 WEIGHT: 205 LBS. SHOOTS: RIGHT
BORN: MAY 8, 1998 (BOULDER, COLORADO)

Colorado's fifth selection (sixth round, 161st overall) in the 2016 NHL Draft

CAREER NOTES

2019-20: Registered nine points (0g/9a) in 37 games in his sophomore season with Notre Dame...Ranked second on the team with a +8 plus/minus rating.

Career: Is serving as team captain for Notre Dame for the 2020-21 campaign, his first year in that role.

2018-19: Appeared in 39 of Notre Dame's 40 games during his freshman year (0g/3a)...Helped the Irish win the Big Ten tournament and advance to the NCAA North-east Regional Final.

2017-18: Split the season between three teams in the United States Hockey League, the Tri-City Storm, Des Moines Buccaneers and Sioux City Musketeers.

2016-17: Registered 32 points (8g/24a) in 36 games as a senior at Culver Academy... Ranked second on the team in assists, while leading all Culver defensemen in points... Finished with a team-high +32 plus/minus rating...Also skated in two games for Tri-City of the USHL.

Other: Is the second Colorado-born player to be drafted by the Avalanche (J.D. Corbin 2004)...Played with the Rocky Mountain RoughRiders hockey program prior to his time at Culver.

PLAYING RECORD

SEASON	CLUB	LEAGUE	REGULAR SEASON					PLAYOFFS				
			GP	G	A	PTS	PIM	GP	G	A	PTS	PIM
2013-14	Culver Acad. U16	USHS	42	1	9	10	18	-	-	-	-	-
2014-15	Culver Acad. U16	USHS	39	2	16	18	12	-	-	-	-	-
2015-16	Culver Academy	USHS	48	9	34	43	49	-	-	-	-	-
2016-17	Culver Academy	USHS	36	8	24	32	6	-	-	-	-	-
	Tri-City	USHL	2	0	0	0	2	-	-	-	-	-
2017-18	Tri City	USHL	23	0	3	3	21	-	-	-	-	-
	Des Moines	USHL	15	1	2	3	2	-	-	-	-	-
	Sioux City	USHL	19	0	7	7	4	-	-	-	-	-
2018-19	Notre Dame	Big Ten	39	0	3	3	8	-	-	-	-	-
	Notre Dame	Big Ten	37	0	9	9	10	-	-	-	-	-

JOSH DICKINSON

CENTER HEIGHT: 6-2 WEIGHT: 195 LBS. SHOOTS: LEFT
BORN: NOVEMBER 17, 1997 (HALTON HILLS, ONTARIO)

Signed by Colorado as a free agent, April 5, 2018

PLAYING RECORD

SEASON	CLUB	LEAGUE	REGULAR SEASON					PLAYOFFS				
			GP	G	A	PTS	PIM	GP	G	A	PTS	PIM
2014-15	Georgetown	OJHL	54	8	15	23	27	11	1	1	2	8
2015-16	Georgetown	OJHL	47	23	30	53	62	17	7	5	12	22
2016-17	Georgetown	OJHL	52	25	41	66	58	22	8	14	22	26
2017-18	Clarkson University	ECAC	40	15	11	26	12	-	-	-	-	-
	San Antonio	AHL	5	0	2	2	2	-	-	-	-	-
2018-19	Colorado	AHL	21	1	3	4	4	-	-	-	-	-
	Utah	ECHL	31	8	21	29	25	5	3	4	7	0
2019-20	Utah	ECHL	29	16	14	30	16	-	-	-	-	-
	Colorado	AHL	14	1	5	6	4	-	-	-	-	-

CAREER NOTES

2019-20: Split the season between the Utah Grizzlies (ECHL) and the Colorado Eagles (AHL)... Scored six power-play goals for Utah, tied for second on the team.

Career

2018-19: Split his first professional season between the Colorado Eagles (AHL) and Utah Grizzlies (ECHL)... Led the Grizzlies in playoff scoring with seven points (3g/4a) in five postseason contests.

2017-18: Collected 26 points (15g/11a) in 40 games as a freshman at Clarkson University... His 15 goals ranked second on the team... At the conclusion of his freshman campaign on April 5, Dickinson signed a three-year, entry-level contract with Colorado beginning with the 2018-19 season and reported to San Antonio (AHL)... Recorded two assists in five games with the Rampage.

Other: Prior to enrolling at Clarkson, he played three seasons with the Georgetown Raiders of the Ontario Junior Hockey League... Named the club's captain in 2016-17... Finished second on the team with 22 points (8g/14a) in 22 playoff games during the 2017 postseason, helping the Raiders capture its first Buckland Cup as league champions.

SHELDON DRIES

CENTER HEIGHT: 5-9 WEIGHT: 180 LBS. SHOOTS: LEFT
BORN: APRIL 23, 1994 (MACOMB TOWNSHIP, MICHIGAN)

Signed by Colorado as a free agent, July 2, 2018

PLAYING RECORD

SEASON	CLUB	LEAGUE	REGULAR SEASON					PLAYOFFS				
			GP	G	A	PTS	PIM	GP	G	A	PTS	PIM
2010-11	Green Bay	USHL	3	0	0	0	4	-	-	-	-	-
2011-12	Green Bay	USHL	59	19	19	38	126	12	1	6	7	8
2012-13	Green Bay	USHL	54	22	27	49	105	4	1	1	2	6
2013-14	Western Mich. Univ.	NCHC	39	3	4	7	43	-	-	-	-	-
2014-15	Western Mich. Univ.	NCHC	37	14	15	29	37	-	-	-	-	-
2015-16	Western Mich. Univ.	NCHC	36	11	7	18	22	-	-	-	-	-
2016-17	Western Mich. Univ.	NCHC	36	16	14	30	34	-	-	-	-	-
2017-18	Texas	AHL	70	19	11	30	53	22	10	0	10	30
2018-19	Colorado	NHL	40	3	3	6	26	-	-	-	-	-
	Colorado	AHL	25	3	8	11	19	4	1	0	1	0
2019-20	Colorado	NHL	5	0	0	0	0	1	0	0	0	0
	Colorado	AHL	50	21	14	35	69	-	-	-	-	-
NHL TOTALS			45	3	3	6	26	1	0	0	0	0

CAREER NOTES

2019-20: Recorded AHL career highs in points (35), goals (21) and assists (14) with the Colorado Eagles (AHL)... Ranked first on the club in goals and third in points... Tallied a team-best 12 power-play goals, which ranked fifth in the league... Was recalled by the Avalanche on three occasions, appearing in five games (0g/0a)... Made his Stanley Cup Playoff debut in Game 7 of Colorado's second-round series against the Dallas Stars.

Career

2018-19: Recorded six points (3g/3a) in 40 games during his first NHL campaign with the Avalanche... Also suited up in 25 contests for the American Hockey League's Colorado Eagles, tallying 11 points

(3g/8a)... Began the season on the Avalanche's opening night roster, appearing in each of the first three games... Made his NHL debut in the season opener on Oct. 4 vs. Minnesota... Had seven different stints with the Avs throughout the year... Tallied his first NHL goal and assist on Nov. 1 at Calgary... Scored his first career shorthanded goal on Jan. 19 vs. Los Angeles... Missed two games, Feb. 14-16 (ill), and one game, Dec. 22 at Arizona (upper body)... Went on to dress in all four Calder Cup Playoff games for the Eagles, scoring one goal.

2017-18: Completed his first professional season in 2017-18, notching 30 points (19g/11a) with a +13 plus/minus rating in 70 regular-season games for the AHL's Texas Stars... Led the Stars and tied for first among AHL rookies with four short-handed goals... Finished tied for second on the team in both goals played and plus/minus... Went on to lead all AHL rookies with 10 playoff goals (10g/0a) in 22 postseason contests for the Western Conference champions... His 10 postseason goals ranked second on the Stars.

2016-17: Spent his fourth and final season at Western Michigan University and became only the second player in school history to wear the "C" as team captain for three seasons... Was selected to the NCHC Second All-Star Team, while also being named to the conference's All-Academic Team and a NCHC Scholar Athlete... The senior captain finished second on the Broncos in goals (16), was third in points (30) and shared the team lead with three game-winning tallies... Finished his career at Western Michigan with 84 points (44g/40a) in 148 outings... Signed an AHL contract with the Texas Stars at the conclusion of the season on May 10.

2015-16: Co-led the Broncos with 11 goals and finished second with 18 points (11g/7a) in 36 games as a junior at Western Michigan... Appeared in every WMU game for the second straight year and was named to the NCHC All-Academic Team.

2014-15: Led Western Michigan in scoring with 29 points (14g/15a) while appearing in all 37 games as a sophomore... Voted the Rob Hodge MVP Award winner by his teammates.

2013-14: Skated in 39 of Western Michigan's 40 games as a freshman... Was named to NCHC All-Academic Team.

Other: Prior to enrolling at Western Michigan University, Dries spent two-plus seasons with the Green Bay Gamblers of the United States Hockey League... Helped the Gamblers win the 2011-12 Clark Cup as league champions... Sheldon's father, Todd Dries, also played hockey for Western Michigan in 1986-87, his uncle Ray Dries Jr. played at the University of Michigan from 1982-85, and his cousin Danny Dries played for Ohio State University from 2010-12... Last name is pronounced DRY-eh.

JEAN-LUC FOUDY

CENTER HEIGHT: 5-11 WEIGHT: 177 LBS. SHOOTS: RIGHT
BORN: MAY 13, 2002 (SCARBOROUGH, ONTARIO)

Colorado's second selection (third round, 75th overall) in the 2020 NHL Draft

PLAYING RECORD

SEASON	CLUB	LEAGUE	REGULAR SEASON					PLAYOFFS				
			GP	G	A	PTS	PIM	GP	G	A	PTS	PIM
2018-19	Windsor	OHL	63	8	41	49	16	4	0	1	1	2
	Canada Black	WHC-17	5	1	3	4	2	-	-	-	-	-
2019-20	Windsor	OHL	59	15	28	43	12	-	-	-	-	-

CAREER NOTES

2019-20: Recorded 43 points (15g/28a) in 59 games in his second season with the Ontario Hockey League's Windsor Spitfires...Ranked second on the team in game-winning goals (4) and paced the club with two overtime goals, which was also tied for second among all OHL skaters.

Career: Began the 2020-21 season with Morrum in Sweden's HockeyEttan.

2018-19: Led all OHL rookies in assists (41)...Ranked third on the team in points (49) and first in assists.

International: Represented his country at the 2019 Hlinka Gretzky Cup...tallied four points (2g/2a) in five games to help Canada earn the silver medal...Skated for Canada Black at the 2018 Under-17 World Hockey Challenge, recording four points (1g/3a) in four outings.

Other: Pronounced "FOOD-ee".

DREW HELLESON

DEFENSEMAN HEIGHT: 6-3 WEIGHT: 190 LBS. SHOOTS: RIGHT
BORN: MARCH 26, 2001 (FARMINGTON, MINNESOTA)

Colorado's third selection (second round, 47th overall) in the 2019 NHL Draft

PLAYING RECORD

SEASON	CLUB	LEAGUE	REGULAR SEASON					PLAYOFFS				
			GP	G	A	PTS	PIM	GP	G	A	PTS	PIM
2017-18	Team USA	USHL	34	2	16	18	14	8	2	5	7	6
	U.S. Nat'l U-17	NTDP	61	5	35	40	28	-	-	-	-	-
2018-19	Team USA	USHL	28	4	7	11	18	-	-	-	-	-
	U.S. Nat'l U-18	NTDP	64	5	18	23	28	-	-	-	-	-
2019-20	Boston College	Hockey East	28	1	5	6	12	-	-	-	-	-

CAREER NOTES

2019-20: Skated in 28 games during his freshman campaign at Boston College, finishing with six points (1g/5a).

Career: Started the 2020-21 campaign with Boston College.

2018-19: Spent his second season with the U.S. National Team Development Program...Notched 23 points (5g/18a) in 64 contests for the Under-18 team and added 11 points (4g/7a) in 28 games for Team USA during USHL play...Recorded three points (0g/3a) in seven contests at the 2019 IIHF Under-18 Men's World Championship in Sweden to help the United States capture the bronze medal.

Other: Paced all USNTDP defensemen with 40 points (5g/35a) in 61 games in 2017-18...Earned a gold medal with Team USA at the 2018 Under-17 World Hockey Challenge, tallying one point (0g/1a) in six outings.

NICK HENRY

RIGHT WING HEIGHT: 5-11 WEIGHT: 190 LBS. SHOOTS: RIGHT
BORN: JULY 4, 1999 (PORTAGE, MANITOBA)

Colorado's third selection (fourth round, 94th overall) in the 2017 NHL Draft

CAREER NOTES

2019-20: Spent his first full professional season with the Colorado Eagles (AHL), tallying nine points (3g/6a) in 42 games... Also dressed in two games for the Utah Grizzlies (ECHL).

Career

2018-19: Split his final WHL season between Regina and Lethbridge... Recorded 40 points (15g/25a) in 25 games for the Pats before being traded to Lethbridge, where he had 54 points (14g/40a) in 44 contests... Henry's 94 combined points finished seventh in the WHL scoring race, while his 65 assists tied for second among all skaters... Added six points (4g/2a) in seven playoff outings for the Hurricanes... Signed a three-year, entry-level contract with the Avalanche on March 1... Reported to the Colorado Eagles on an ATO, where he appeared in three regular-season games and two postseason contests.

2017-18: Missed the start of the campaign with Regina while recovering from off-season shoulder surgery, which forced him to sit out the first 19 games... Participated in the 2018 Memorial Cup for the host Pats, where he tied for the tournament lead with five goals and tied for third among all skaters with seven points... Recorded a hat trick in the round-robin finale of the Memorial Cup on May 23 against Swift Current, helping Regina win 6-5.

2016-17: Finished second among WHL rookies in scoring with 81 points (35g/46a) in 72 games for the Regina Pats... Was also second among first-year players in goals and assists, and was one of only four WHL rookies to dress in every regular-season game... Led all WHL rookies in plus/minus rating (+32) and power-play goals (13)... Finished tied for third on the Pats in goals, and was fifth in both points and assists... Added 12 points (4g/8a) in 22 postseason games, ranking him fourth among WHL rookies in playoff scoring.

Other: Was named the Manitoba Junior Hockey League Rookie of the Year and was selected to the MJHL All-Rookie Team with his hometown Portage Terriers in 2015-16... Recorded 61 points (35g/46a) in 50 regular-season games and added 14 points (8g/6a) in 12 playoff contests to help the Terriers win the MJHL Championship.

PLAYING RECORD

SEASON	CLUB	LEAGUE	REGULAR SEASON					PLAYOFFS				
			GP	G	A	PTS	PIM	GP	G	A	PTS	PIM
2015-16	Portage	MJHL	50	26	35	61	38	12	8	6	14	12
2016-17	Regina	WHL	72	35	46	81	49	22	4	8	12	12
2017-18	Regina	WHL	53	14	15	29	32	7	3	1	4	6
2018-19	Regina	WHL	25	15	25	40	24	-	-	-	-	-
	Lethbridge	WHL	44	14	40	54	42	7	4	2	6	4
2019-20	Colorado	AHL	3	0	0	0	2	2	0	0	0	2
	Colorado	AHL	42	3	6	9	20	-	-	-	-	-
	Utah	ECHL	2	0	0	0	0	-	-	-	-	-

VLADISLAV KAMENEV

CENTER HEIGHT: 6-2 WEIGHT: 194 LBS. SHOOTS: LEFT
BORN: AUGUST 12, 1996 (ORSK, RUSSIA)

Nashville's second selection (second round, 42nd overall) in the 2014 NHL Draft...Acquired by Colorado, along with Samuel Girard and a second-round pick in the 2018 NHL Draft (later traded to Pittsburgh—Pittsburgh selected Filip Hallander), as well as Shane Bowers, Andrew Hammond, a first-round pick in the 2019 NHL Draft (Bowen Byram) and a third-round pick in the 2019 NHL Draft (Matthew Stienburg) from Ottawa; the Avalanche sent Matt Duchene to Ottawa, and Nashville received Kyle Turris from Ottawa to complete the trade, Nov. 5, 2017

PLAYING RECORD

SEASON	CLUB	LEAGUE	REGULAR SEASON					PLAYOFFS				
			GP	G	A	PTS	PIM	GP	G	A	PTS	PIM
2012-13	Magnitogorsk Jr.	Rus Jr.	36	9	6	15	22	3	0	0	0	0
2013-14	Magnitogorsk	KHL	16	1	0	1	2	-	-	-	-	-
	Magnitogorsk Jr.	Rus Jr.	15	4	6	10	12	5	1	2	3	4
2014-15	Yuzhny Ural Orsk	Rus-2	3	0	1	1	2	1	0	0	0	0
	Magnitogorsk	KHL	41	6	4	10	10	10	1	0	1	0
2015-16	Russia	WJC	7	1	3	4	0	-	-	-	-	-
	Milwaukee	AHL	57	15	22	37	35	3	1	0	1	0
2016-17	Russia	WJC	7	5	1	6	32	-	-	-	-	-
	Milwaukee	AHL	70	21	30	51	59	3	1	0	1	6
2017-18	Nashville	NHL	2	0	0	0	2	-	-	-	-	-
	Milwaukee	AHL	10	3	5	8	25	-	-	-	-	-
	San Antonio	AHL	7	0	8	8	2	-	-	-	-	-
2018-19	Colorado	NHL	3	0	0	0	0	-	-	-	-	-
	Colorado	AHL	2	0	1	1	2	-	-	-	-	-
	Colorado	NHL	23	2	3	5	10	-	-	-	-	-
2019-20	Colorado	NHL	38	1	7	8	8	-	-	-	-	-
NHL TOTALS			66	3	10	13	20	-	-	-	-	-

CAREER NOTES

2019-20: Appeared in a career-high 38 games for the Avalanche, recording eight points (1g/7a)... Scored his first career game-winning goal on Nov. 19 at Calgary...Had points in three straight games, Nov. 5-9, the longest point streak of his career.

Career: Started the 2020-21 season with SKA St. Petersburg in the KHL.

2018-19: Left the game with a shoulder injury on Dec. 8 at Tampa Bay, forcing him to miss the final 52 contests of the regular season...Was placed on Injured Reserve, Dec. 10 (retroactive to Dec. 8)...Recorded five points (2g/3a) in 23 NHL contests for Colorado...Ended the preseason on the Avalanche's Injured Reserve list (Oct. 1), was activated on Oct. 4 and reassigned to the Colorado Eagles (AHL)...

Skated in the Eagles' first two games to begin the season, tallying one assist...Was recalled by the Avalanche on Oct. 8...Recorded his first NHL point with an assist on Oct. 27 at Minnesota...Scored his first NHL goal on Nov. 1 at Calgary (shorthanded), the first Avalanche player to score his first career goal shorthanded since Greg Mauldin on Nov. 12, 2010 at Columbus...Recorded his first career multi-point game (1g/1a) on Nov. 21 at Los Angeles. PLAYOFFS: Was on Injured Reserve.

2017-18: Acquired from Nashville in a three-team trade on Nov. 5, Kamenev wound up missing 50 games due to a broken arm he suffered in his Avalanche debut on Nov. 16 vs. Washington...Appeared in three NHL games with the Avalanche (0g/0a) and 17 combined AHL games between San Antonio and Milwaukee (3g/13a)...After being assigned to San Antonio following the trade, Kamenev was recalled by Colorado on Nov. 14...Was placed on Injured Reserve, Nov. 17 (retroactive to Nov. 16) and missed 50 games from Nov. 18–March 8...Was activated from IR and loaned to San Antonio on a conditioning assignment, March 10...Played three games for the Rampage (0g/4a) before being joining Colorado on March 17...Returned to the Avalanche's lineup on March 18, and dressed in two more games during the regular season. PLAYOFFS: Was on the Avalanche's postseason roster but did not appear in any playoff games.

2016-17: Spent the season with the Milwaukee Admirals (AHL) while also appearing in his first two NHL games with Nashville...Totaled 51 points (21g/30a) in 70 games for Milwaukee, finishing second on the team in points and third in both goals and assists... Led the Admirals with a +11 plus/minus rating...Was recalled by Nashville on Jan. 6 and made his NHL debut that night in Florida...Appeared in one more NHL game, Jan. 8 at Chicago, before being reassigned to Milwaukee on Jan. 10...Added one goal (1g/0a) in three AHL postseason contests for the Admirals.

2015-16: Recorded 37 points (15g/22a) in 57 games during his rookie season with Milwaukee (AHL)...Scored eight power-play goals, tied for second on the team and tied for fourth among AHL rookies...Represented Milwaukee at the 2016 AHL All-Star Game...Went on to tally one goal (1g/0a) in three postseason games.

2014-15: Spent his first full season in the KHL with Magnitogorsk, registering 10 points (6g/4a) in 41 contests...Was named the KHL Rookie of the Month for September...Also appeared in 10 playoff contests, scoring one goal (1g/0a).

2013-14: Split the 2013-14 season between Magnitogorsk (KHL), Magnitogorsk Jr. (MHL) and Yuzhny Ural Orsk (VHL).

2012-13: Recorded 15 points (9g/6a) in 36 games for Magnitogorsk Jr. (MHL).

INTERNATIONAL

Captained Russia to a silver medal at the 2016 IIHF World Junior Championship in Finland, leading his country with five goals (5g/1a) in seven games...Logged a tournament-high 32 penalty minutes at that world juniors and was named one of Russia's top three players by the tournament coaches...Also won a silver medal with his country at the 2015 IIHF World Junior Championship in Canada, tallying four points (1g/3a) in seven contests...Served as Russia's captain at the 2014 IIHF World Under-18 Championship, where he shared the team scoring lead with seven points (2g/5a) in five contests...Won a silver medal at the World Junior A Challenge in 2014-15 and also at the Under-17 World Hockey Challenge in 2012-13.

PERSONAL

Last name is pronounced *KA-men-ehv*...Was the first player in Avalanche/Nordiques history to wear #91, which he wore up until the 2019-20 season.

NIKOLAI KOVALENKO

RIGHT WING HEIGHT: 5-10 WEIGHT: 180 LBS. SHOOTS: LEFT
BORN: OCTOBER 17, 1999 (RALEIGH, NORTH CAROLINA)

Colorado's seventh selection (sixth round, 171st overall) in the 2018 NHL Draft

PLAYING RECORD

SEASON	CLUB	LEAGUE	REGULAR SEASON					PLAYOFFS				
			GP	G	A	PTS	PIM	GP	G	A	PTS	PIM
2015-16	Loko Yaroslavl	Russia Jr.	4	4	1	5	0	-	-	-	-	-
	Loko Yaroslavl Jr.	Russia Jr. 2	17	6	12	18	8	-	-	-	-	-
2016-17	Loko Yaroslavl	Russia Jr.	35	3	11	14	35	3	0	1	1	12
	Loko Yaroslavl Jr.	Russia Jr. 2	2	5	3	8	0	9	1	5	6	6
2017-18	Loko Yaroslavl	Russia Jr.	33	10	21	31	34	13	1	11	12	22
	Yaroslavl	KHL	2	0	0	0	0	4	0	0	0	7
2018-19	Loko Yaroslavl Jr.	Russia Jr. 2	2	1	1	2	0	-	-	-	-	-
	Yaroslavl	KHL	33	5	1	6	14	7	0	2	2	2
2019-20	Loko Yaroslavl Jr.	Russia Jr.	-	-	-	-	-	11	3	6	9	8
	Russia	WJC	6	1	2	3	12	-	-	-	-	-
	Yaroslavl	KHL	54	10	11	21	26	6	0	0	0	0

CAREER NOTES

2019-20: Registered 21 points (10g/11a) in 54 games for Loko Yaroslavl, his second full season in the KHL...Dressed in six postseason contests.

Career: Began the 2020-21 campaign with Yaroslavl.

2018-19: Spent his first full season in the KHL, skating in 33 regular-season games (5g/1a) and seven playoff contests (0g/2a) for Yaroslavl...Also dressed in 11 MHL playoff contests for Loko Yaroslavl...Won a bronze medal with his nation at the 2019 IIHF World Junior Championship in British Columbia, tallying three points (1g/2a) in six games.

2017-18: Collected 31 points (10g/21a) in 33 games for Loko Yaroslavl of Russia's junior league, the MHL...Added 12 points, including a league-high 11 assists, in 13 postseason contests to help Yaroslavl capture the MHL championship...Selected to the MHL All-Star Game...Also made his debut in the KHL for Lokomotiv Yaroslavl, skating in two regular-season games and four playoff contests.

Other: Helped his country to a silver medal at the Under-17 World Hockey Challenge.

Personal: Is the son of former Avalanche forward Andrei Kovalenko, who was drafted by the Quebec Nordiques in 1990 and recorded 379 points (173g/206a) in 620 career NHL games with Quebec/Colorado, Montreal, Edmonton, Philadelphia, Carolina and Boston...Andrei was playing for the Hurricanes when his son was born.

NICK LEIVERMANN

DEFENSEMAN HEIGHT: 5-11 WEIGHT: 190 LBS. SHOOTS: LEFT
BORN: SEPTEMBER 14, 1998 (EDINA, MINNESOTA)

Colorado's seventh selection (seventh round, 187th overall) in the 2017 NHL Draft

PLAYING RECORD

SEASON	CLUB	LEAGUE	REGULAR SEASON					PLAYOFFS				
			GP	G	A	PTS	PIM	GP	G	A	PTS	PIM
2014-15	Team Southwest	USHS	2	0	0	0	0	-	-	-	-	-
	Eden Prairie	USHS	25	6	13	19	24	5	1	1	2	4
2015-16	Team Northwest	USHS	20	5	3	8	4	-	-	-	-	-
	Eden Prairie	USHS	25	10	22	32	16	6	3	7	10	4
2016-17	Bloomington	USHL	1	0	0	0	0	-	-	-	-	-
	Team Northwest	USHS	19	5	11	16	12	-	-	-	-	-
2017-18	Eden Prairie	USHS	21	10	24	34	16	5	2	4	6	6
	Bloomington	USHL	8	1	0	1	0	-	-	-	-	-
2018-19	Penticton	BCHL	43	10	27	37	30	3	0	4	4	0
2018-19	Notre Dame	Big Ten	23	1	1	2	0	-	-	-	-	-
2019-20	Notre Dame	Big Ten	32	5	7	12	10	-	-	-	-	-

CAREER NOTES

2019-20: Tallied 12 points (5g/7a) in 32 games as a sophomore at Notre Dame...Tied for the team lead in goals among defensemen.

Career: Began his junior season at the University of Notre Dame to start the 2020-21 campaign.

2018-19: Dressed in 23 games during his freshman season at Notre Dame, notching two points (1g/1a).

2017-18: Tallied 37 points (10g/27a) in 43 games for the Penticton Vees of the British Columbia Hockey League...Led all BCHL rookie defensemen in points while his 0.86 points-per-game average ranked fourth among all rookies...Leivermann's 27 assists tied for fourth among league newcomers...Added four points (0g/4a) in three playoff outings before suffering an injury and missing the remainder of the postseason.

2016-17: Served as captain for the Eden Prairie High School Eagles...Also appeared in eight contests with the Bloomington Thunder (USHL)...Played three matches in the Minnesota state tournament (1g/1a)...Skated in 19 games with Team Northwest (USHS) and tallied 16 points (5g/11a)...Named to USHS All-USA Hockey Third Team.

2015-16: Recorded 32 points (10g/22a) in 25 games with Eden Prairie High School...Appeared in 20 games with Team Northwest (5g/3a)...Also played one game for the USHL's Bloomington Thunder.

TY LEWIS

LEFT WING HEIGHT: 6-0 WEIGHT: 180 LBS. SHOOTS: LEFT
BORN: MARCH 5, 1998 (BRANDON, MANITOBA)

Signed by Colorado as a free agent, October 3, 2017

PLAYING RECORD

SEASON	CLUB	LEAGUE	REGULAR SEASON					PLAYOFFS				
			GP	G	A	PTS	PIM	GP	G	A	PTS	PIM
2013-14	Brandon Midget AAA	MMHL	35	28	29	57	38	7	8	6	14	8
2014-15	Brandon Midget AAA	MMHL	13	10	11	21	43	8	6	5	11	4
	Brandon	WHL	2	0	0	0	0	3	0	0	0	0
2015-16	Brandon	WHL	48	10	13	23	6	21	2	0	2	8
2016-17	Brandon	WHL	70	30	38	68	40	4	0	3	3	0
2017-18	Brandon	WHL	70	44	56	100	60	11	6	7	13	20
2018-19	Colorado	AHL	51	8	11	19	32	-	-	-	-	-
	Utah	ECHL	7	5	8	13	4	5	0	3	3	4
2019-20	Colorado	AHL	12	0	1	1	2	-	-	-	-	-
	Utah	ECHL	44	25	26	51	48	-	-	-	-	-

CAREER NOTES

2019-20: Spent most of the season with the Utah Grizzlies (ECHL), leading the team with 25 goals and ranking third in points (51)...Tied for second on the team with six power-play markers and ranked third in game-winning goals (4)...Also appeared in 12 games for the Colorado Eagles (1a).

Career

2018-19: Spent most of his first professional season with the Colorado Eagles (AHL) but also saw time with the Utah Grizzlies (ECHL)...Recorded 19 points (8g/11a) in 51 games for Colorado, finishing third among Eagles rookies in scoring...Tallied 13 points (5g/8a) in seven regular-season games for Utah and added three assists in five playoff contests.

2017-18: Led the Brandon Wheat Kings and finished tied for eighth in the Western Hockey League scoring race with 100 points (44g/56a) in 70 games...Also paced the Wheat Kings in goals and assists, tying him for 10th and 13th, respectively, in the WHL...Finished tied for fourth in the league with nine game-winning goals...Played for Team WHL at the Canada-Russia Series...Added 13 points (6g/7a) in 11 playoff contests for the Wheat Kings, sharing the team lead in goals while finishing second in points and assists.

2016-17: Led the Brandon Wheat Kings in assists (38) and finished second in goals (30-tied) and points (68) in 70 games...Ranked first on the team in game-winning goals (6) and was second in power-play markers (11).

2015-16: Helped Brandon win the Ed Chynoweth Cup as WHL champions and advance to the 2016 Memorial Cup tournament...Dressed in all 21 WHL playoff contests (2g/0a) and in all three Wheat Kings contests at the Memorial Cup in Red Deer, Alberta.

Other: Played with the Brandon Wheat Kings Midget AAA program before joining the Brandon Wheat Kings.

CAREER NOTES

2019-20: Named to the AHL Second All-Star Team...Collected 42 points (16g/26a) in 56 games for the Colorado Eagles (AHL)...Ranked first among league defensemen in goals and fourth in points...Tied for first among AHL blueliners with seven power-play goals...Finished second on the Eagles in points.

Career

2018-19: Spent most of the 2018-19 campaign with the Springfield Thunderbirds (AHL), where he led all team defensemen with 43 points (14g/29a) in 72 games...Began the season with the Florida Panthers, scoring a goal in his NHL debut on Opening Night (Oct. 6) at Tampa Bay...Dressed in two games with Florida (1g/0a) before joining the Thunderbirds.

2017-18: Named to the 2017-18 AHL First All-Star Team after pacing all league blueliners with 55 points and 20 goals in 75 games for Binghamton.

2016-17: Split the campaign between Toledo (ECHL) and Albany (AHL), registering 26 points (7g/19a) in 30 games for the Walleye and 24 points (8g/16a) in 34 contests with the Devils...Appeared in two postseason contests with Albany.

2015-16: Played his first full professional season with the Elmira Jackals (ECHL), leading all team defensemen with 20 goals and 37 points...Earned a spot on the ECHL All-Rookie Team.

2014-15: Ranked second among team defensemen with nine points (2g/7a) in his senior season at Cornell...Was one of three defensemen to play in all 31 games for the Big Red...Signed with the Elmira Jackals (ECHL) at the conclusion of the season and appeared in eight games (1g/2a)

2013-14: Finished with a +6 rating, tied for best on the team.

2012-13: Registered three assists in his second season with Cornell, appearing in all but one game for the Big Red.

2011-12: Skated in eight games during his freshman campaign, notching a point (0g/1a).

Other: Signed with the Florida Panthers as a free agent on July 2, 2018.

JACOB MacDONALD

DEFENSEMAN HEIGHT: 6-0 WEIGHT: 204 LBS. SHOOTS: LEFT
BORN: FEBRUARY 26, 1993 (PORTLAND, OREGON)

Acquired from Florida in exchange for Dominic Toninato, June 28, 2019

PLAYING RECORD

SEASON	CLUB	LEAGUE	REGULAR SEASON					PLAYOFFS				
			GP	G	A	PTS	PIM	GP	G	A	PTS	PIM
2009-10	Compuware U18	T1EHL U18	28	4	11	15	14	-	-	-	-	-
	Waterloo	USHL	29	4	6	10	8	2	0	0	0	0
2010-11	Waterloo	USHL	58	8	22	30	42	2	1	0	1	0
2011-12	Cornell University	ECAC	8	0	1	1	2	-	-	-	-	-
2012-13	Cornell University	ECAC	33	0	3	3	39	-	-	-	-	-
2013-14	Cornell University	ECAC	32	2	6	8	4	-	-	-	-	-
2014-15	Cornell University	ECAC	31	2	7	9	8	-	-	-	-	-
	Elmira	ECHL	8	1	2	3	2	-	-	-	-	-
2015-16	Elmira	ECHL	72	17	20	37	34	-	-	-	-	-
	Springfield	AHL	1	0	0	0	0	-	-	-	-	-
2016-17	Toledo	ECHL	30	7	19	26	24	-	-	-	-	-
	Albany	AHL	34	8	16	24	9	2	0	0	0	0
2017-18	Binghamton	AHL	75	20	35	55	35	-	-	-	-	-
2018-19	Florida	NHL	2	1	0	1	0	-	-	-	-	-
	Springfield	AHL	72	14	29	43	27	-	-	-	-	-
2019-20	Colorado	AHL	56	16	26	42	22	-	-	-	-	-
NHL TOTALS			2	1	0	1	0	-	-	-	-	-

JAYSON MEGNA

CENTER HEIGHT: 6-1 WEIGHT: 195 LBS. SHOOTS: RIGHT
BORN: FEBRUARY 1, 1990 (FORT LAUDERDALE, FLORIDA)

Signed by Colorado as a free agent, July 1, 2019

PLAYING RECORD

SEASON	CLUB	LEAGUE	REGULAR SEASON					PLAYOFFS				
			GP	G	A	PTS	PIM	GP	G	A	PTS	PIM
2009-10	Cedar Rapids	USHL	56	11	15	26	62	5	0	0	0	6
2010-11	Cedar Rapids	USHL	60	30	28	58	45	8	4	3	7	4
2011-12	U. of Neb-Omaha	WCHA	38	13	18	31	27	-	-	-	-	-
2012-13	Wilkes-Barre/Scranton	AHL	56	5	7	12	28	12	2	3	5	0
2013-14	Wilkes-Barre/Scranton	AHL	25	9	6	15	4	13	1	2	3	4
	Pittsburgh	NHL	36	5	4	9	6	2	0	0	0	0
2014-15	Wilkes-Barre/Scranton	AHL	63	26	13	39	40	8	1	4	5	2
	Pittsburgh	NHL	12	0	1	1	14	-	-	-	-	-
2015-16	Hartford	AHL	68	15	29	44	22	-	-	-	-	-
	NY Rangers	NHL	6	1	1	2	2	-	-	-	-	-
2016-17	Utica	AHL	4	1	2	3	0	-	-	-	-	-
	Vancouver	NHL	58	4	4	8	6	-	-	-	-	-
2017-18	Utica	AHL	25	4	9	13	6	-	-	-	-	-
	Vancouver	NHL	1	0	0	0	0	-	-	-	-	-
2018-19	Hershey	AHL	71	20	23	43	34	9	4	4	8	6
2019-20	Colorado	AHL	43	18	16	34	22	-	-	-	-	-
	Colorado	NHL	8	0	0	0	2	-	-	-	-	-
NHL TOTALS			121	10	10	20	30	2	0	0	0	0

CAREER NOTES

2019-20: Produced 34 points (18g/16a) in 43 contests for the Colorado Eagles...Finished second on the Eagles in goals and fifth in points...Appeared in eight regular-season games for the Avalanche.

Career

2018-19: Spent the 2018-19 campaign with the Hershey Bears, producing 43 points (20g/23a) in 71 games for the Washington Capitals' AHL affiliate...Finished third on the team in goals and fourth in points...Added a team-high eight points (4g/4a) in nine postseason contests.

2017-18: Signed as a free agent with the Capitals on July 2, 2018...Missed 43 games with Utica during the 2017-18 AHL season due to injury (Dec. 20 to April 5).

2016-17: Tallied eight points (4g/4a) in 58 games for the Canucks...Signed with Vancouver on July 1, 2016...Notched his first career multi-goal game on Dec. 8, 2016 at Tampa.

2015-16: Signed with the Rangers on July 1, 2015 and spent most of the season with the AHL's Hartford Wolf Pack, finishing second on the team in scoring with 44 points (15g/29a) in 68 games...Appeared in six games with New York, registering two points (1g/1a).

2014-15: Split the season between Pittsburgh and Wilkes-Barre/Scranton...Appeared in 12 games with Pittsburgh, registering an assist along with 40 hits and eight blocked shots...Appeared in eight AHL playoff contests, tallying five points (1g/4a).

2013-14: Made his NHL debut with the Pittsburgh Penguins, Oct. 25 vs New York Islanders...Scored his first goal and assist in a two-point effort in his second NHL game, Oct. 28 at Carolina...Scored his first game-winning goal, Dec. 5 vs San Jose... Played 25 games in the AHL, scoring 15 points (9g/6a) in 25 games... Appeared in two Stanley Cup Playoff games during Pittsburgh's first-round series against the Blue Jackets, making his NHL postseason debut on April 21, 2014 at Columbus...Notched three points (1g/2a) in 13 Calder Cup Playoff games.

2012-13: Played 56 games in his first season with the Wilkes-Barre/Scranton Penguins (AHL), registering 12 points (5g/7a)...Appeared in 12 playoff games, notching five points (2g/3a).

2011-12: Appeared in 38 games for the University of Nebraska-Omaha as a freshman, registering 31 points (13g/18a)...Ranked third on the team in scoring.

2010-11: Notched a team-high 30 goals with 28 assists in 60 games for the USHL Cedar Rapids RoughRiders...Served as team captain, and was named to the USHL All-Star Game...Earned USHL First All-Star Team honors.

CAREER NOTES

2019-20: Finished the season with a 14-11-3 record in 28 appearances in his second full season with the Vancouver Giants...Posted a .901 save percentage and a 2.76 goals-against average.

Career

2018-19: Posted a 24-5-2 record with a 1.98 goals-against average, .924 save percentage and three shutouts in 32 games with the Vancouver Giants...Ranked third among all WHL netminders in both goals-against average and save percentage...Went 4-2 in six postseason appearances.

2017-18: Was named to the Manitoba AAA Midget Hockey League First All-Star Team after leading all netminders in GAA (1.64) and Sv% (.941) with the Brandon Wheat Kings Midget AAA team...Also appeared in nine regular-season games and three playoff contests with the Vancouver Giants.

TRENT MINER

GOALTENDER HEIGHT: 6-1 WEIGHT: 185 LBS. CATCHES: LEFT
BORN: FEBRUARY 5, 2001 (BRANDON, MANITOBA)

Colorado's eighth selection (seventh round, 202nd overall) in the 2019 NHL Draft

PLAYING RECORD

SEASON	CLUB	LGE	REGULAR SEASON							PLAYOFFS							
			GP	W	L	T	MNS	SO	GAA	SV%	GP	W	L	MNS	SO	GAA	SV%
2017-18	Wheat Kings AAA	MMHL	20	-	-	-	-	-	1.64	.941	-	-	-	-	-	-	-
	Vancouver	WHL	9	3	4	0	457	0	4.20	.885	3	1	2	123	0	3.41	.901
2018-19	Vancouver	WHL	32	24	5	2	1876	3	1.98	.924	6	4	2	330	1	2.73	.885
2019-20	Vancouver	WHL	28	14	11	3	1609	1	2.76	.901	-	-	-	-	-	-	-

HUNTER MISKA

GOALTENDER HEIGHT: 6-1 WEIGHT: 175 LBS. CATCHES: LEFT
BORN: JULY 7, 1995 (NORTH BRANCH, MINNESOTA)

Signed by Colorado as a free agent, Feb. 10, 2020

PLAYING RECORD

SEASON	CLUB	LGE	REGULAR SEASON							PLAYOFFS							
			GP	W	L	T	MNS	SO	GAA	SV%	GP	W	L	MNS	SO	GAA	SV%
2011-12	Team USA	USHL	25	9	13	0	-	-	3.59	.854	2	0	2	-	-	6.06	.824
	U.S. Nat'l U-17	NTDP	41	-	-	-	-	-	3.22	.869	-	-	-	-	-	-	-
2012-13	USA	WHC-17	4	-	-	-	-	-	2.41	.879	-	-	-	-	-	-	-
	Team USA	USHL	13	3	7	1	-	-	3.06	.881	-	-	-	-	-	-	-
	U.S. Nat'l U-17	NTDP	8	-	-	-	-	-	3.55	.881	-	-	-	-	-	-	-
2013-14	U.S. Nat'l U-18	NTDP	18	-	-	-	-	-	2.86	.857	-	-	-	-	-	-	-
	Penticton	BCHL	34	19	12	2	-	-	2.23	.916	6	3	2	-	-	3.38	.866
2014-15	Penticton	BCHL	46	34	9	0	-	-	1.88	.931	21	15	6	-	-	2.29	.923
2015-16	Dubuque	USHL	46	32	13	1	-	-	2.46	.913	12	6	5	-	-	2.24	.921
2016-17	Minn-Duluth	NCHC	39	27	5	5	-	-	2.20	.920	-	-	-	-	-	-	-
2017-18	Tucson	AHL	36	22	9	0	1941	1	2.63	.901	-	-	-	-	-	-	-
2018-19	Tucson	AHL	25	10	9	4	1307	0	3.08	.895	-	-	-	-	-	-	-
2019-20	Arizona	NHL	1	0	0	0	19	0	3.28	.889	-	-	-	-	-	-	-
	Utah	ECHL	3	2	1	0	186	0	1.62	.947	-	-	-	-	-	-	-
	Colorado	AHL	26	16	6	3	1522	2	2.48	.924	-	-	-	-	-	-	-
NHL TOTALS			1	0	0	0	19	0	3.28	.889	-	-	-	-	-	-	-

CAREER NOTES

2019-20: Spent most of the season with the Colorado Eagles (AHL), posting a 16-6-3 record in 26 games...Ranked fifth among AHL goaltenders in save percentage (.924)...Recorded a 2.48 goals-against average and two shutouts...Joined the Avalanche in Edmonton as a backup during the 2020 Stanley Cup Playoffs but didn't appear in any games...Played three games for the Utah Grizzlies, finishing with a 2-1-0 record, 1.62 goals-against average and .947 save percentage

Career

2018-19: Made his NHL debut with the Arizona Coyotes on Nov. 13, 2018 at Detroit... Appeared in 25 games with Tucson, going 10-8-4.

2017-18: Compiled a 22-9-0 record, 2.63 goals-against average and a .901 save percentage with the AHL's Tucson Roadrunners in his first professional campaign.

2016-17: Finished with a 27-5-5 record in his only season with the University of Minnesota-Duluth, tied for third in program history for wins in a single campaign... Was named to the 2016-17 All-NCHC Second Team... Led the Bulldogs

2015-16: Was the recipient of the 2015-16 USA Hockey Dave Peterson Goalie of the Year, which is presented annually to a top U.S. goaltender at the international, professional, collegiate or junior level... Finished with a 32-13-1 record for Dubuque (USHL), setting a club record for victories... Posted a 2.46 goals-against average and a .913 save percentage in 46 regular season games for the Fighting Saints.

2014-15: Posted a 34-9-3 record and five shutouts for the Penticton Vees in the British Columbia Hockey League, topping the BCHL in both goals-against average (1.88) and save percentage (.931)... Recorded a .923 save percentage and 2.29 goals-against average in 21 postseason contests to lead the Vees to the Fred Page Cup as league champions... Earned the BCHL's top goaltender award and was named to the 2014-15 BCHL First All-Star Team.

Other: Suited up for the USA Hockey National Team Development Program for two years from 2011-13.

CAREER NOTES

2019-20: Led the WHL's Tri-City Americans in goals (28), assists (39) and points (67), setting career bests in each category... Served as an alternate captain, his second season in the role... Also paced the club with 10 power-play goals and four game winners.

Career: Began the 2020-21 season with the Grande Prairie Storm in the Alberta Junior Hockey League.

2018-19: Completed his second full season with the Tri-City Americans of the Western Hockey League, serving as an alternate captain and recording 41 points (20g/21a) in 65 games... Tied for the team lead with four game-winning goals, while his 20 goals overall tied for fifth.

2017-18: Recorded 26 points (11g/15a) in his rookie campaign... Ranked second among Tri-City rookies in scoring... Added four points (1g/3a) in 14 postseason contests.

Other: Served as captain for Team Canada Black at the 2017 Under-17 World Hockey Challenge and registered a team-high eight points (5g/3a) in five tournament games... Also represented his country at the 2018 Hlinka Gretzky Cup, recording four points (2g/2a) in five outings to help Canada to the gold medal.

SASHA MUTALA

RIGHT WING HEIGHT: 6-0 WEIGHT: 200 LBS. SHOOTS: RIGHT
BORN: MAY 6, 2001 (VANCOUVER, BRITISH COLUMBIA)

Colorado's sixth selection (fifth round, 140th overall) in the 2019 NHL Draft

PLAYING RECORD

SEASON	CLUB	LEAGUE	REGULAR SEASON					PLAYOFFS				
			GP	G	A	PTS	PIM	GP	G	A	PTS	PIM
2016-17	Greater Van. Canadians	BCMMLL	39	20	43	63	38	8	2	11	13	2
	Tri-City	WHL	3	0	0	0	2	-	-	-	-	
2017-18	Tri-City	WHL	68	11	15	26	28	14	1	3	4	4
2018-19	Tri-City	WHL	65	20	21	41	28	5	0	1	1	2
2019-20	Tri-City	WHL	62	28	39	67	58	-	-	-	-	-

ALEX NEWHOOK

CENTER HEIGHT: 5-10 WEIGHT: 190 LBS. SHOOTS: LEFT
BORN: JANUARY 28, 2001 (ST. JOHN'S, NEWFOUNDLAND)

Colorado's second selection (first round, 16th overall) in the 2019 NHL Draft

PLAYING RECORD

SEASON	CLUB	LEAGUE	REGULAR SEASON					PLAYOFFS				
			GP	G	A	PTS	PIM	GP	G	A	PTS	PIM
2017-18	Victoria	BCHL	45	22	44	66	10	12	3	6	9	8
2018-19	Victoria	BCHL	53	38	64	102	21	15	11	13	24	2
2019-20	Boston College	Hockey East	34	19	23	42	8	-	-	-	-	-

CAREER NOTES

2019-20: Earned the Tim Taylor Award as the NCAA Division I Rookie of the Year, the first player from Boston College to do so... Was named the Hockey East Rookie of the Year, the ninth player in program history to be recognized as the league's top first-year player... Collected 42 points (19g/23a) in 34 games in his freshman campaign, ranking ninth nationally in points per game and 12th in goals per game... Was named a Hockey East Second Team All-Star and was a unanimous selection to the All-Rookie Team... Led all NCAA freshmen in goals (19), game-winning goals (4) and shorthanded goals (3)... Ranked third in the country in plus-minus (+28)... Tied for the team lead in scoring and paced all first-year skaters in the conference... Became just the 12th NCAA player age 19 or younger to record 40 points in the last decade.

Career

2018-19: Served as Victoria's team captain and led the British Columbia Hockey League with 102 points (38g/64a) in 53 games en route to winning the Vern Dye Memorial Trophy as league MVP... Earned BCHL First Team All-Star honors... Also paced the BCHL in assists and points-per-game (1.92), while his 38 goals ranked third... Added a league-leading 24 points (11g/13a) in 15 postseason contests for the Grizzlies... Represented Canada at the 2019 IIHF Under-18 Men's World Championship in Sweden, registering 10 points (5g/5a) in seven tournament contests to tie for the team scoring lead.

2017-18: Won the Bruce Allison Memorial Trophy as the BCHL's rookie of the year and was named a BCHL First-Team All-Star during his first year with Victoria... Ranked first among league rookies with 66 points (22g/44a) in 45 games... Also led all rookies in assists and was second in goals.

Other: Was the 13th-rated North American skater in NHL Central Scouting's final rankings for the 2019 draft, moving up from the No. 16 spot in the mid-term rankings... Is just the third player the franchise has selected that was born in Newfoundland and the first since the team moved to Denver... Sued up for Team Canada Black at the 2017 World Under-17 Hockey Challenge.

SAMPO RANTA

LEFT WING HEIGHT: 6-2 WEIGHT: 195 LBS. SHOOTS: LEFT
BORN: MAY 31, 2000 (NAANTALI, FINLAND)

Colorado's third selection (third round, 78th overall) in the 2018 NHL Draft

PLAYING RECORD

SEASON	CLUB	LEAGUE	REGULAR SEASON					PLAYOFFS				
			GP	G	A	PTS	PIM	GP	G	A	PTS	PIM
2016-17	Sioux City	USHL	30	6	3	9	4	1	0	0	0	0
2017-18	Sioux City	USHL	53	23	14	37	24	-	-	-	-	-
2018-19	Univ. of Minnesota	Big Ten	36	6	10	16	29	-	-	-	-	-
2019-20	Univ. of Minnesota	Big Ten	35	12	8	20	10	-	-	-	-	-
	Finland	WJC	7	0	2	2	14	-	-	-	-	-

CAREER NOTES

2019-20: Recorded career highs in goals (12) and points (20) while playing in 35 games as a sophomore at the University of Minnesota... Led the Gophers in shots (111) while finishing second in goals.

Career: Started the 2020-21 season with the University of Minnesota.

2018-19: Recorded 16 points (6g/10a) in 36 games as a freshman at Minnesota.

2017-18: Finished tied for second on the USHL's Sioux City Musketeers in points (37) and ranked third in goals (23).

International: Represented his country at the 2020 IIHF World Junior Championship, recording two points (0g/2a) in seven games to help Finland to a fourth-place finish in the tournament... Won a gold medal with Finland at the 2018 IIHF Under-18 World Championship in Russia, notching two points (1g/1a) in seven games.

Other: Was rated No. 18 overall among North American skaters in NHL Central Scouting's final rankings for the 2018 NHL Draft.

DAN RENOUF

DEFENSEMAN HEIGHT: 6-3 WEIGHT: 198 LBS. SHOOTS: LEFT
BORN: JUNE 1, 1994 (PICKERING, ONTARIO)

Signed by Colorado as a free agent, July 1, 2019

PLAYING RECORD

SEASON	CLUB	LEAGUE	REGULAR SEASON					PLAYOFFS				
			GP	G	A	PTS	PIM	GP	G	A	PTS	PIM
2011-12	Youngstown	USHL	58	1	14	15	53	6	0	2	2	4
2012-13	Youngstown	USHL	57	10	18	28	83	9	0	1	1	7
2013-14	University of Maine	Hockey East	34	1	10	11	12	-	-	-	-	-
2014-15	University of Maine	Hockey East	39	3	9	12	24	-	-	-	-	-
2015-16	University of Maine	Hockey East	38	6	9	15	36	-	-	-	-	-
	Grand Rapids	AHL	6	0	1	1	5	-	-	-	-	-
2016-17	Grand Rapids	AHL	67	3	13	16	95	19	2	2	4	6
	Detroit	NHL	1	0	0	0	0	-	-	-	-	-
2017-18	Grand Rapids	AHL	73	2	10	12	83	5	0	1	1	19
2018-19	Charlotte	AHL	74	2	22	24	121	12	1	2	3	23
2019-20	Colorado	AHL	54	2	14	16	82	-	-	-	-	-
NHL TOTALS			1	0	0	0	0	-	-	-	-	-

CAREER NOTES

2019-20: Recorded 16 points (2g/14a) in 54 games with the Colorado Eagles (AHL)...Finished fifth on the Eagles in plus/minus (+13).

Career

2018-19: Helped the Charlotte Checkers win the 2019 Calder Cup as American Hockey League champions, recording 24 points (2g/22a) in 74 regular season games and adding three points (1g/2a) in 12 postseason contests...His 74 games played led all Checkers defensemen and ranked second on the team.

2017-18: Completed his third professional season with Grand Rapids (AHL), registering 12 points (2g/10a) in 73 games...Skated in five playoff games, posting one assist.

2016-17: Skated in 67 games for Grand Rapids, collecting 16 points (3g/13a) in his first full professional season...Made his NHL debut at Carolina on March 27, 2017...Returned to Grand Rapids and appeared in all 19 of the Griffins' playoff games, posting four points (2g/2a) as the Griffins captured the Calder Cup as league champions.

2015-16: Played in all 38 games during his junior season at the University of Maine, posting 15 points (6g/9a)...Led team defensemen in goals, assists and points...Signed a two-year entry level deal with the Detroit Red Wings on March 10, 2016 and played the remainder of the season with Grand Rapids (AHL) on a PTO...Skated in six games for the Griffins with one assist.

2014-15: Appeared in all 39 games in his sophomore season at Maine, recording 12 points (3g/9a)...Led the Black Bears in plus/minus rating (+8) and tied for the team lead in blocked shots (52).

2013-14: Played 34 games during his freshman campaign at Maine, posting 11 points (1g/10a).

2012-13: Played 57 games with the Youngstown Phantoms (USHL), registering 28 points (10g/18a)...Tied for the team lead in game-winning goals (4) and shorthanded goals (3)...Led team defensemen in goals...Led all USHL defensemen in shorthanded goals and shorthanded points (5)...Appeared in nine playoff games with one assist.

2011-12: Skated in 58 games for Youngstown, recording 15 points (1g/14a)...Appeared in six playoff games with two assists.

CAREER NOTES

2019-20: Played 42 games with the USHL's Waterloo Black Hawks, where he ranked fifth on the team with 33 points (16g/17a)...Tied for second on the club in power-play goals (5) and tied for fourth in game-winning tallies (3).

Career: Playing for the University of Notre Dame for the 2020-21 campaign.

2018-19: Skated in 54 games with the U.S. National Team Development Program U-18 Team, totaling 33 points (20g/13a)...Recorded 24 points (14g/10a) in 34 contests for Team USA during USHL play.

2017-18: Played with the NTDP's U-17 Team, producing 37 points (26g/11a) in 52 contests...Added 32 points (21g/11a) for Team USA in 34 games in USHL competition.

Other: Is the son of former NHL forward and Stanley Cup Champion Brian Rolston, who played 50 games for the Avalanche in 1999-2000.

RYDER ROLSTON

RIGHT WING HEIGHT: 6-1 WEIGHT: 175 LBS. SHOOTS: RIGHT
BORN: OCTOBER 31, 2001 (BOSTON, MASSACHUSETTS)

Colorado's fourth selection (fifth round, 139th overall) in the 2020 NHL Draft

PLAYING RECORD

SEASON	CLUB	LEAGUE	REGULAR SEASON					PLAYOFFS				
			GP	G	A	PTS	PIM	GP	G	A	PTS	PIM
2017-18	Team USA	USHL	34	21	11	32	10	8	0	2	2	2
	U.S. Nat'l U-17	NTDP	52	26	11	37	16	-	-	-	-	
	U.S. Nat'l U-18	NTDP	1	0	3	3	0	-	-	-	-	
2018-19	Team USA	USHL	34	14	10	24	16	2	1	2	3	14
	U.S. Nat'l U-17	NTDP	9	4	3	7	20	-	-	-	-	
	U.S. Nat'l U-18	NTDP	54	20	13	33	12	-	-	-	-	
2019-20	Waterloo	USHL	42	16	17	33	12	-	-	-	-	

MIIKKA SALOMAKI

RIGHT WING HEIGHT: 5-11 WEIGHT: 203 LBS. SHOOTS: LEFT
BORN: MARCH 9, 1993 (RAAHE, FINLAND)

Signed by Colorado as a free agent, Oct. 9, 2020

PLAYING RECORD

SEASON	CLUB	LEAGUE	REGULAR SEASON					PLAYOFFS				
			GP	G	A	PTS	PIM	GP	G	A	PTS	PIM
2009-10	Karpat Jr.	Finland-Jr.	37	18	25	43	93	-	-	-	-	-
	Karpat U-18	Finland-U18	3	4	2	6	4	-	-	-	-	-
2010-11	Karpat	Finland	40	4	6	10	53	3	0	1	1	27
	Suomi U-20	Finland-2	3	1	1	2	27	-	-	-	-	-
2011-12	Finland	WJC	6	2	1	3	14	-	-	-	-	-
	Karpat	Finland	40	12	9	21	56	7	1	0	1	56
2012-13	Finland	WJC	7	3	3	6	4	-	-	-	-	-
	Karpat	Finland	42	9	10	19	44	3	2	0	2	14
2013-14	Finland	WJC	6	3	5	8	6	-	-	-	-	-
	Milwaukee	AHL	75	20	30	50	83	3	0	0	0	6
2014-15	Finland	WC	10	1	1	2	18	-	-	-	-	-
	Milwaukee	AHL	38	7	11	18	30	-	-	-	-	-
2015-16	Nashville	NHL	1	1	0	1	0	-	-	-	-	-
	Milwaukee	AHL	4	1	1	2	4	-	-	-	-	-
2016-17	Nashville	NHL	61	5	5	10	28	14	1	1	2	6
	Milwaukee	AHL	4	1	0	1	4	-	-	-	-	-
2017-18	Nashville	NHL	5	0	0	0	2	6	0	0	0	2
	Nashville	NHL	58	2	6	8	34	8	0	0	0	2
2018-19	Nashville	NHL	37	3	4	7	8	2	0	1	1	0
	Milwaukee	AHL	3	1	1	2	2	-	-	-	-	-
2019-20	Milwaukee	AHL	41	5	10	15	35	-	-	-	-	-
	Nashville	NHL	5	1	0	1	4	-	-	-	-	-
	Toronto	AHL	8	2	2	4	2	-	-	-	-	-
NHL TOTALS			167	12	15	27	76	30	1	2	3	10

CAREER NOTES

2019-20: Spent the majority of the 2019-20 season with the American Hockey League's Milwaukee Admirals, tallying 15 points (5g/10a) in 41 games while appearing in five games (1g/0a) for the Nashville Predators...Skated in eight games for the Toronto Marlies, tallying four points (2g/2a) following a Feb. 22 trade to the Toronto Maple Leafs.

Career

2018-19: Tallied seven points (3g/4a) in 37 games with the Predators... Missed the final 40 games of the regular season due to an upper-body injury...Dished out 72 hits, the sixth-most among Preds forwards...Appeared in three games with the Milwaukee Admirals (AHL) while on long-term injury loan from March 27-31, recording two points (1g/1a)...Dressed in two of Nashville's Stanley Cup Playoff games vs. Dallas.

2017-18: Skated in 58 games with Nashville and posted a career-high six assists to go with two goals and eight points...Appeared in eight NHL postseason contests, recording 17 hits.

2016-17: Appeared in five games for Nashville after missing 77 games due to injury...Skated in four contests for Milwaukee...Appeared in six postseason games with Nashville, recording 12 hits.

2015-16: After starting the season with Milwaukee (AHL), was recalled for the duration of the campaign on Oct. 26...Ranked third among all rookies, second on the team and first among club forwards in hits (164)...Ranked fifth among NHL rookie forwards, and fifth among club forwards, in shorthanded time on ice (80:15)...Dressed for all 14 of Nashville's postseason contests, leading all rookie forwards in average shorthanded time on ice (2:00)...Scored his first career postseason goal in Game 5 of the first round at Anaheim, and recorded his first postseason assist on Viktor Arvidsson's overtime goal to force a Game 7 in Game 6 of the second round vs. San Jose.

2014-15: Made his NHL debut and scored his first career goal on Jan. 8 vs. Dallas...Posted 18 points (7g/11a) and a +15 rating in 38 games with the Admirals before sustaining a season-ending injury on Feb. 15 vs. Lake Erie...His plus-minus rating was tied for fifth among league forwards at the time of his injury.

2013-14: Led the Milwaukee Admirals with 50 points, ranked second on the team in assists (30) and third in goals (20) during his first season in North America...Tied for fifth among AHL rookies in points, and for seventh among first-year players in assists...Tied for ninth among AHL rookies, and tied second on the Admirals, with 17 power-play points (6g/11a).

2012-13: Spent his third season with Karpat Oulu of the Finnish Elite League (Liiga), tying for the team lead in plus/minus rating (+8) and tying for third in power-play goals (4).

2011-12: Notched 21 points (12g/9a) in 40 games for Karpat...Ranked third on the team in plus/minus rating (+9).

2010-11: Recorded 10 points (4g/6a) for Karpat, his first season in Finland's top professional league (Liiga)...Ranked second among Liiga rookies in penalty minutes (53), and tied for 11th among Liiga rookies in both points (10) and plus/minus rating (+2)...

2009-10: Named Finnish junior league rookie of the year...Helped Karpat win the 2010 Jr. A SM-Liiga title.

International: Helped Finland capture the silver medal at the 2014 IIHF World Championship, posting two points (1g/1a) while appearing in all 10 games in his first appearance at the tournament...Represented his country at the 2013 IIHF World Junior Championship for the third consecutive year, tying for eighth among all tournament skaters with eight points (3g/5a) in six tournament contests...Suited up for Finland at the 2012 IIHF World Junior Championship, tying for third on the team in goals (3), and fifth in points (6) in seven games...Notched three points (2g/1a) for Finland at the 2011 IIHF World Junior Championship...Both of his goals were game winners...Also represented Finland at the 2010 Under-20 Four Nations Tournament...Helped Finland to a bronze medal at the 2010 IIHF Under-18 World Championship...Posted three points (2g/1a) in five games with Finland at the 2010 World Under-17 Challenge...Named one of Finland's three best players at the 2011 IIHF Under-18 World Championship after tying for sixth in tournament goals (4) and ranking second on the team in points (6).

Other: Selected by Nashville in the second round (52nd overall) of the 2011 NHL Draft.

KIEFER SHERWOOD

LEFT WING HEIGHT: 6-0 WEIGHT: 194 LBS. SHOOTS: RIGHT
BORN: MARCH 31, 1995 (COLUMBUS, OHIO)

Signed by Colorado as a free agent, Oct. 9, 2020

PLAYING RECORD

SEASON	CLUB	LEAGUE	REGULAR SEASON					PLAYOFFS				
			GP	G	A	PTS	PIM	GP	G	A	PTS	PIM
2012-13	Team USA	USHL	2	0	0	0	0	-	-	-	-	-
	U.S. Nat'l U-18	NTDP	4	0	0	0	0	-	-	-	-	-
	Youngstown	USHL	9	0	2	2	4	-	-	-	-	-
2013-14	Youngstown	USHL	55	13	19	32	31	-	-	-	-	-
2014-15	Youngstown	USHL	60	29	27	56	26	4	1	1	2	14
2015-16	Miami (OH)	NCHC	34	11	7	18	8	-	-	-	-	-
2016-17	Miami (OH)	NCHC	36	14	24	38	20	-	-	-	-	-
2017-18	Miami (OH)	NCHC	36	9	21	30	24	-	-	-	-	-
	San Diego	AHL	11	2	0	2	0	-	-	-	-	-
2018-19	Anaheim	NHL	50	6	6	12	8	-	-	-	-	-
	San Diego	AHL	29	6	12	18	12	16	4	4	8	20
2019-20	San Diego	AHL	37	16	7	23	8	-	-	-	-	-
	Anaheim	NHL	10	0	1	1	6	-	-	-	-	-
NHL TOTALS			60	6	7	13	14	-	-	-	-	-

CAREER NOTES

2019-20: Split the 2019-20 season between the Anaheim Ducks and the club's American Hockey League affiliate, the San Diego Gulls... Talled a point (0g/1a) in 10 games for the Ducks and 23 points (16g/7a) in 37 contests for San Diego.

Career

2018-19: Collected 12 points (6g/6a) in 50 games with Anaheim, his first NHL season... Scored his first career NHL goal on Oct. 13 at Dallas... Talled his first NHL point, an assist, in his NHL debut on Oct. 3 at San Jose... Registered 18 points (6g/12a) and a +15 rating in 29 games with the San Diego Gulls (AHL).

2017-18: Completed his junior season at Miami University, ranking second on the team with 30 points (9g/21a)... Tied for the team lead in assists.

2016-17: Ranked second on Miami with 38 points (14g/24a), including a team-high 17 points on the power play... Led the team with 14 multi-point games

2015-16: Scored a team-high 11 goals in his freshman campaign, finishing the season with 18 points.

2014-15: Produced 56 points (29g/27a) in 60 contests for the USHL's Youngstown Phantoms... Ranked first on the team and fourth in the league in power-play goals (12)... Ranked second on the club in goals and fourth in both assists and points...

2013-14: Recorded 32 points (13g/19a) in 55 games for Youngstown in his first full USHL season.

2012-13: Skated in six games for the U.S. National Team Development Program before joining the Phantoms... Recorded two points (0g/2a) in nine outings with Youngstown.

SHAMIL SHMAKOV

GOALTENDER HEIGHT: 6-6 WEIGHT: 194 LBS. CATCHES: LEFT
BORN: JULY 27, 1999 (MOSCOW, RUSSIA)

Colorado's eighth selection (seventh round, 202nd overall) in the 2018 NHL Draft

PLAYING RECORD

SEASON	CLUB	LGE	REGULAR SEASON								PLAYOFFS							
			GP	W	L	T	MNS	SO	GAA	SV%	GP	W	L	MNS	SO	GAA	SV%	
2016-17	Novosibirsk 2	Russia Jr.	15	4	6	3	766	-	2.74	.917	2	-	-	-	-	3.25	.896	
2017-18	Novosibirsk 2	Russia Jr.	51	36	11	2	2871	-	2.03	.932	3	-	-	-	-	3.62	.897	
2018-19	Novosibirsk 2	Russia Jr.	23	7	11	1	1121	-	2.57	.915	-	-	-	-	-	-	-	
2019-20	Cedar Rapids	USHL	7	4	3	0	357	0	3.03	.901	-	-	-	-	-	-	-	

CAREER NOTES

2019-20: Appeared in seven games for the USHL's Cedar Rapids RoughRiders, his first season in North America... Posted a 4-3-0 record with a .901 save percentage and 3.03 goals-against average.

Career: Began the 2020-21 campaign with Toros Neftekamsk in Russia's VHL.

2018-19: Spent his third season with Sibirskie Snaipery Novosibirsk in Russia's junior league (MHL), posting a 2.57 GAA and .915 Sv% in 23 appearances.

Other: Selected No. 200 overall by the Lincoln Stars in the 2019 USHL Entry Draft.

MATTHEW STIENBURG

CENTER HEIGHT: 6-1 WEIGHT: 182 LBS. SHOOTS: RIGHT
BORN: OCTOBER 7, 2000 (HALIFAX, NOVA SCOTIA)

Colorado's fourth selection (third round, 63rd overall) in the 2019 NHL Draft

PLAYING RECORD

SEASON	CLUB	LEAGUE	REGULAR SEASON					PLAYOFFS				
			GP	G	A	PTS	PIM	GP	G	A	PTS	PIM
2018-19	St. Andrew's College	CAHS	48	31	35	66	70	-	-	-	-	-
	St. Andrew's College	CISAA	8	2	7	9	28	4	4	2	6	12
	Sioux City	USHL	3	0	1	1	15	-	-	-	-	-
2019-20	Cornell	ECAC	27	5	5	10	45	-	-	-	-	-

CAREER NOTES

2019-20: Recorded 10 points (5g/5a) in 27 games in his first season with Cornell... Nine of his 10 points came in the final 17 games of the season... Finished the season with a +12 plus/minus rating, the highest among all freshman forwards in the ECAC... Named ECAC Hockey Rookie of the Week on Feb. 24.

Career

2018-19: Served as team captain of St. Andrew's College, tallying 66 points (31g/35a) in 48 games for the Saints... Finished the regular season tied for third on the team in points... In CISAA (Conference of Independent Schools Athletic Association) play, Stienburg notched nine points (2g/7a) in eight contests and added six points (4g/2a) in four postseason outings to lead St. Andrew's to the league championship for the second straight year... Joined the Sioux City Musketeers of the USHL following the conclusion of his season and registered one point (0g/1a) in three games.

Other: Played for St. Andrew's College in 2017-18... Competed for Halifax McDonald's of the NSMMHL in 2015-16 and 2016-17.

Personal: His father, Trevor, was a first-round pick (15th overall) by the Quebec Nordiques in the 1984 NHL Entry Draft and recorded 12 points (8g/4a) in 71 career NHL games with Quebec.

T.J. TYNAN

CENTER HEIGHT: 5-8 WEIGHT: 165 LBS. SHOOTS: RIGHT
BORN: FEBRUARY 25, 1992 (ORLAND PARK, ILLINOIS)

Signed by Colorado as a free agent, July 1, 2019

PLAYING RECORD

SEASON	CLUB	LEAGUE	REGULAR SEASON					PLAYOFFS				
			GP	G	A	PTS	PIM	GP	G	A	PTS	PIM
2009-10	Des Moines	USHL	60	17	55	72	55	-	-	-	-	-
2010-11	Notre Dame	CCHA	44	23	31	54	36	-	-	-	-	-
2011-12	Notre Dame	CCHA	39	13	28	41	38	-	-	-	-	-
	USA	WJJC	6	1	3	4	2	-	-	-	-	-
2012-13	Notre Dame	CCHA	41	10	18	28	28	-	-	-	-	-
2013-14	Notre Dame	H-East	40	8	30	38	30	-	-	-	-	-
	Springfield	AHL	3	0	0	0	2	-	-	-	-	-
2014-15	Springfield	AHL	75	13	35	48	48	-	-	-	-	-
2015-16	Lake Erie	AHL	76	6	40	46	38	17	1	5	6	8
2016-17	Cleveland	AHL	72	12	29	41	34	-	-	-	-	-
	Columbus	NHL	3	0	0	0	0	-	-	-	-	-
2017-18	Chicago	AHL	70	15	45	60	30	3	0	2	2	2
2018-19	Chicago	AHL	71	12	59	71	28	22	2	11	13	10
2019-20	Colorado	AHL	42	5	42	47	20	-	-	-	-	-
	Colorado	NHL	16	0	1	1	2	-	-	-	-	-
NHL TOTALS			19	0	1	1	2	-	-	-	-	-

Career

2018-19: Led the American Hockey League with 59 assists and finished tied for third in AHL scoring with 71 points (12g/59a) in 71 games for the Chicago Wolves... Co-led the team in points... Went on to add 13 points (2g/11a) in 22 postseason contests for the Wolves, who lost in the Calder Cup Final... Finished the playoffs tied for fifth on the club in scoring.

2017-18: Collected 60 points (15g/45a) in 70 games in his first season with Chicago... Tied for the team lead in assists and ranked second in points.

2016-17: Made his NHL debut with the Columbus Blue Jackets on March 7, 2017 vs. New Jersey... Skated in three games for Columbus... Recorded 41 points (12g/29a) in 72 games for the Monsters.

2015-16: Led Lake Erie (AHL) in assists (40) and points (46) while playing in all 76 contests... Added six points (1g/5a) in 17 playoff games to help Lake Erie capture the Calder Cup as AHL champions.

2014-15: Posted 48 points (13g/35a) in 75 games with Springfield, leading the team in points and assists and finishing tied for third in goals... Ranked second on the team in power-play goals (5).

2013-14: Led Notre Dame in scoring with 38 points (8g/30a)... Finished his collegiate career as Notre Dame's all-time leader in games played (164), tied for ninth in assists (107) and tied for 12th in points (161)... Made his professional debut with Springfield, appearing in three games.

2012-13: Named CCHA Tournament Most Valuable Player after leading Notre Dame to the third Mason Cup in school history.

2011-12: Selected First Team All-CCHA... Led Notre Dame in assists (28), points (41), power-play points (19) and shorthanded goals (2)... Represented Team USA at 2012 IIHF World Junior Championship, tallying four points (1g/3a) in six tournament appearances.

2010-11: Led the Irish in points (54) and was second in goals (23) and assists (31) as a freshman... Helped Notre Dame advance to Frozen Four... Named CCHA Rookie of the year and Second Team All-CCHA.

2009-10: Led Des Moines (USHL) in assists and points and was fourth in goals with 17-55-72 in 60 games... Led the USHL in assists and was fifth in points... Named to USHL All-Rookie team.

Other: Columbus' third-round pick (66th overall) in the 2011 NHL Draft.

MIKE VECCHIONE

RIGHT WING HEIGHT: 5-10 WEIGHT: 194 LBS. SHOOTS: RIGHT
BORN: FEBRUARY 25, 1993 (SAUGUS, MASSACHUSETTS)

Signed by Colorado as a free agent, Oct. 9, 2020

PLAYING RECORD

SEASON	CLUB	LEAGUE	REGULAR SEASON					PLAYOFFS				
			GP	G	A	PTS	PIM	GP	G	A	PTS	PIM
2011-12	Tri-City Storm	USHL	49	10	19	29	28	2	0	2	2	0
2012-13	Tri-City Storm	USHL	63	26	34	60	75	-	-	-	-	-
2013-14	Union College	ECAC	38	14	20	34	32	-	-	-	-	-
2014-15	Union College	ECAC	39	19	31	50	18	-	-	-	-	-
2015-16	Union College	ECAC	34	9	20	29	30	-	-	-	-	-
2016-17	Union College	ECAC	38	29	34	63	45	-	-	-	-	-
	Philadelphia	NHL	2	0	0	0	0	-	-	-	-	-
2017-18	Lehigh Valley	AHL	65	17	23	40	24	12	3	4	7	2
2018-19	Lehigh Valley	AHL	67	15	23	38	36	-	-	-	-	-
2019-20	San Antonio	AHL	61	21	15	36	23	-	-	-	-	-
	NHL TOTALS		2	0	0	0	0	-	-	-	-	-

CAREER NOTES

2019-20: Spent the season with the AHL's San Antonio Rampage, recording 36 points (21g/15a) in 61 games...Led the club in goals and finished second in points.

Career

2018-19: Recorded 38 points (15g/23a) in 67 games for the Philadelphia Flyers AHL affiliate, the Lehigh Valley Phantoms...Ranked fifth on the team in points and assists and tied for sixth in goals.

2017-18: Played his first full professional season with Lehigh Valley...Tied for fourth on the team in assists (23) and tied for fifth in goals (17)...Added seven points (3g/4a) in 12 postseason contests for the Phantoms.

2016-17: Named a finalist for the Hobey Baker Memorial Award as college hockey's top player as a senior at Union College...Served as team captain, his second year in the role...Recorded a career-high 63 points (29g/34a), becoming the all-time leading scorer in program history (175 points) and its all-time assists leader (104)...Named ECAC Hockey Player of the Year and was named for the All-ECAC Hockey First Team...Became the first player in Union's Division I era with two 50+ point seasons...Led the nation with 21 multiple-point games...Signed by the Philadelphia Flyers as a free agent on March 31, 2017 and skated in two games with Philadelphia (0g/0a).

2015-16: Named team captain in his junior season...Led Union in points (29) and assists (20)...Led the country with 508 faceoff wins, winning 61.1% of his draws (508-324).

2014-15: Tied for first on Union with 50 points (19g/31a) and led the team in assists...Ranked second in power-play goals (5) and game-winning goals (3)...Tied the then-school record for points in a season...Served as an assistant captain.

2013-14: Named to the ECAC Hockey All-Rookie Team and ECAC Hockey All-Tournament Team...Scored a goal in the NCAA Championship Game, helping Union capture its first national title in a 7-4 win over Minnesota...Led all Union freshmen in scoring and ranked fifth on the team with 34 points (14g/20a)...Ranked fourth among all ECAC first-year players in points...Recorded a team-best .533 faceoff win percentage.

2012-13: Recorded 60 points (26g/34a) in 62 games for the Tri-City Storm...Ranked first on the team in goals and second in points...His nine power-play goals were first on the team and he finished tied for second in game-winning tallies (2).

2011-12: Tallied 29 points (10g/19a) in 49 games in his first season with Tri-City...Added two points (0g/2a) in two postseason outings.

Other: Pronounced *VECK-ee-oh-nee*.

CAREER NOTES

2019-20: Registered 22 points (4g/18a) in 35 games in his second season with the University of Nebraska-Omaha...Ranked first on the team in assists and third in points...Had a six-game point streak from Oct. 31-Nov. 16, the longest such stretch on the team.

Career: Began his junior season at Nebraska-Omaha to start the 2020-21 campaign.

2018-19: Appeared in 25 games as a freshman at the University of Nebraska-Omaha, notching 11 points (3g/8a)...Made his collegiate debut against Arizona State (Nov. 23) after missing the first 10 games with an injury.

2017-18: Spent the season with the United States National Team Development Program, tallying 31 points (12g/19a) in 58 total games...Skated in 22 USHL games for Team USA, recording 11 points (3g/8a)...Helped the United States win a silver medal at the 2018 IIHF Under-18 World Championship in Russia, notching four points (2g/2a) in seven games.

2016-17: Totaled 29 points (8g/21a) in 57 outings for the U.S. Under-17 Team...Had 16 points (7g/9a) in 34 contests for Team USA in the USHL...Skated in five games at the 2016 Under-17 World Hockey Challenge.

Other: Last name is pronounced *WEES*.

TYLER WEISS

LEFT WING HEIGHT: 5-10 WEIGHT: 155 LBS. SHOOTS: LEFT
BORN: JANUARY 3, 2000 (RALEIGH, NORTH CAROLINA)

Colorado's fourth selection (fourth round, 109th overall) in the 2018 NHL Draft

PLAYING RECORD

SEASON	CLUB	LEAGUE	REGULAR SEASON					PLAYOFFS				
			GP	G	A	PTS	PIM	GP	G	A	PTS	PIM
2016-17	U.S. Nat'l U-17	NTDP	57	8	21	29	36	-	-	-	-	-
	Team USA	USHL	34	7	9	16	22	-	-	-	-	-
2017-18	U.S. Nat'l U-18	NTDP	58	12	19	31	39	-	-	-	-	-
	Team USA	USHL	22	3	8	11	21	-	-	-	-	-
2018-19	U. Neb-Omaha	NCHC	25	3	8	11	37	-	-	-	-	-
2019-20	U. Neb-Omaha	NCHC	35	4	18	22	27	-	-	-	-	-

ADAM WERNER

GOALTENDER HEIGHT: 6-5 WEIGHT: 205 LBS. CATCHES: LEFT
BORN: MAY 2, 1997 (MARIESTAD, SWEDEN)

Colorado's fourth selection (fifth round, 131st overall) in the 2016 NHL Draft

PLAYING RECORD

SEASON	CLUB	LGE	GP	REGULAR SEASON							PLAYOFFS						
				G	A	PTS	PIM	GP	G	A	PTS	PIM					
2012-13	Mariestads U18	Swe-U18	10	8	1	0	562	22	0	2.35	-	-	-	-	-		
2013-14	Farjestad U18	Swe-U18	30	19	11	0	1749	64	4	2.19	4	2	2	242	10	0	2.48
	Farjestad Jr.	Swe-Jr.	9	6	3	0	527	26	1	2.96	-	-	-	-	-	-	
2014-15	Farjestad U18	Swe-U18	1	0	1	0	60	4	0	4.00	-	-	-	-	-	-	
	Farjestad Jr.	Swe-Jr.	28	15	13	0	1692	85	2	3.01	6	3	3	357	20	0	3.36
	Farjestad	Sweden	1	0	0	0	3	0	0.00	-	-	-	-	-	-	-	
2015-16	Farjestad Jr.	Swe-Jr.	30	20	10	0	1783	74	3	2.49	5	2	3	306	13	1	2.55
	Koping HC	Swe-3	1	0	1	0	65	2	0	1.85	-	-	-	-	-	-	
	Forshaga IF	Swe-3	2	1	1	0	119	5	0	2.53	-	-	-	-	-	-	
2016-17	Bjorkloven	Swe-2	25	12	13	0	1471	73	2	2.98	-	-	-	-	-	-	
	Farjestad Jr.	Swe-Jr.	-	-	-	-	-	-	-	-	1	0	1	58	3	0	3.08
	Sweden	WJC	-	-	-	-	-	-	-	-	-	-	-	-	-	-	
2017-18	Bjorkloven	Swe-2	47	26	21	0	2794	109	3	2.34	-	-	-	-	-	-	
	San Antonio	AHL	4	2	1	0	215	12	0	3.35	-	-	-	-	-	-	
2018-19	Farjestad	Sweden	26	15	6	3	1485	50	3	2.02	2	0	1	78	2	0	1.54
2019-20	Colorado	AHL	31	18	10	1	1769	86	2	2.92	-	-	-	-	-	-	
	Colorado	NHL	2	1	1	0	88	5	0	3.42	-	-	-	-	-	-	
NHL TOTALS			2	1	1	0	88	5	0	3.42	-	-	-	-	-	-	

CAREER NOTES

2019-20: Finished 18-10-1 for the Colorado Eagles (AHL), his first full professional season in North America...Tied for ninth in the AHL with 18 wins...Also appeared in two games for the Avalanche...Made his NHL debut on Nov. 12 at Winnipeg and stopped all 40 shots he faced, the first goaltender in the 40-year history of the Avalanche/Nordiques franchise to win his NHL debut in relief...Was the fourth Colorado netminder to win his NHL debut and the first since Vitaly Kolesnik on Dec. 7, 2005 vs. Boston...Werner's 40 saves was the most by an Avalanche/Nordiques goaltender in his NHL debut, topping the previous high of 37 by Jeremy Smith on Feb. 14, 2017 at New Jersey...Became the 27th goaltender to record a 40-save performance in his NHL debut (since 1955-56 when the stat became official) and the ninth to do so since 1999-00...Werner is just the third goaltender in the last 40 years (since 1979-80) to make 40 or more saves without allowing a goal in his first career NHL game... At 22 years, 194 days, he was the second-youngest Avalanche netminder to win his debut, as Marc Denis was 21 years, 156 days on Jan. 4, 1999 vs. Montreal...Werner combined with Pavel Francouz to earn a split shutout, the second team shutout in franchise history and first since March 30, 2018 when Jonathan Bernier (three saves) and Semyon Verlamov (30 saves) combined in a 5-0 shutout over the Chicago Blackhawks at Pepsi Center...Made his first career NHL start on Nov. 14 at Edmonton.

Career: Began the 2020-21 campaign with Vita Hasten in Sweden's Hockey Allsvenskan.

2018-19: Spent the entire season with Farjestad in Sweden's top professional league (SHL)...Posted a 2.02 goals-against average and .926 save percentage in 26 games...Added a 1.54 GAA and .917 Sv% in two postseason outings.

2017-18: Spent the majority of the season with IF Bjorkloven of Sweden's Allsvenskan... Signed an amateur tryout (ATO) with the San Antonio Rampage on March 26 and was 2-1-0 in four appearances with the club.

2016-17: Saw action in 25 regular-season games for Bjorkloven in Sweden's Allsvenskan...Joined Farjestad Jr. for their playoffs and appeared in one postseason contest...Was selected to Sweden's roster for the 2017 IIHF World Junior Championship but did not appear in a game during the tournament.

Other: Was a member of Team Sweden at the IIHF Under-18 World Championship but did not see any game action...Appeared in two games with Sweden's under-18 team at the 2014-15 Ivan Hlinka Memorial Tournament...Played in one game at the 2013-14 Ivan Hlinka Memorial Tournament.

DANIIL ZHURAVLYOV

DEFENSEMAN HEIGHT: 6-0 WEIGHT: 163 LBS. SHOOTS: LEFT
BORN: APRIL 8, 2000 (NIZHNY NOVGOROD, RUSSIA)

Colorado's sixth selection (fifth round, 146th overall) in the 2018 NHL Draft

PLAYING RECORD

SEASON	CLUB	LEAGUE	REGULAR SEASON					PLAYOFFS				
			GP	G	A	PTS	PIM	GP	G	A	PTS	PIM
2016-17	Irbis Kazan	Russia Jr.	35	2	6	8	6	10	1	0	1	2
2017-18	Bars Kazan	Russia 2	11	1	1	2	0	-	-	-	-	-
	Irbis Kazan	Russia Jr.	28	9	9	18	12	5	0	1	1	0
2018-19	Bars Kazan	Russia 2	40	0	5	5	8	-	-	-	-	-
	Irbis Kazan	Russia Jr.	4	0	0	0	0	-	-	-	-	-
	Russia	WJC	7	0	1	1	2	-	-	-	-	-
2019-20	Ak Bars Kazan	KHL	36	1	7	8	8	-	-	-	-	-
	Irbis Kazan	Russia 2	-	-	-	-	-	2	0	1	1	0
	Russia	WJC	7	0	2	2	4	-	-	-	-	-

CAREER NOTES

2019-20: Recorded eight points (1g/7a) in 36 games for Ak Bars Kazan in the KHL... Skated with Irbis Kazan in Russia's MHL for two postseason contests (0g/1a)...Represented his country at the 2020 IIHF World Junior Championship, tallying two points (0g/2a) in seven outings.

Career: Began the 2020-21 season with Ak Bars Kazan in the KHL.

2018-19: Spent most of the season with Bars Kazan in Russia's minor league, the VHL, tallying five assists in 40 games...Also saw time with Irbis Kazan of Russia's junior league, the MHL...Had one assist in seven contests in helping Russia to the bronze medal at the 2019 IIHF World Junior Championship in British Columbia.

2017-18: Split the season between Irbis Kazan (MHL) and Bars Kazan (VHL)...Served as an alternate captain for his country at the 2018 IIHF Under-18 World Championship, leading all Russian defensemen with five points (0g/5a) in five games.

Other: Won a bronze medal with his country at the Under-17 World Hockey Challenge, recording one point (0g/1a) in six games.

Personal: Is the first draft pick in Avalanche history who's last name starts with the letter "Z"...The Quebec Nordiques had one such pick, Brad Zavisha in 1990.

SEASON NOTES

2019-20 COLORADO AVALANCHE TEAM NOTES

AVS CLINCH PLAYOFF SPOT FOR THIRD STRAIGHT YEAR; POST THIRD-HIGHEST POINTS PERCENTAGE SINCE MOVING TO DENVER

The Avalanche finished second in the Central Division and the Western Conference with 92 points in 70 games...The Avs ended two points behind St. Louis (94) but played one fewer game than the Blues when the regular season was paused on March 12 and eventually concluded...Colorado's 37 regulation wins—the first tiebreaker—were four more than the next closest Western Conference team (St. Louis 33)...The Avs' 92 points tied Tampa Bay for third in the NHL behind only the Blues and Boston Bruins (100)...The Avalanche clinched a playoff berth for the third straight year, which ranks as the third-longest run in franchise history...The Nordiques/Avalanche made 11 straight trips to the postseason from 1994-95 to 2005-06 and Quebec made seven straight from 1980-87...Colorado's .657 points percentage this season was its third highest since relocating to Denver, trailing only the 2000-01 team (.720) and the 2013-14 squad (.683).

ROAD WARRIORS

Colorado led all teams in road wins (24) and road points (50) this season...The 24 victories equaled the second-most away wins in franchise history, two shy of the record set in 2013-14...This year's Avalanche team played four fewer road contests than that 2013-14 squad...The Avs, who had three road trips of five or more games for just the second time in franchise history (also 1999-00), went a combined 11-4-1 on those three trips.

ROAD WINS, FRANCHISE HISTORY

26	2013-14
24	2019-20
24	2000-01
24	1992-93

ROAD WINS, 2019-20

24	Colorado
23	Washington
22	Boston
21	Tampa Bay

ROAD POINTS, 2019-20

50	Colorado
49	Washington
47	Boston
46	Tampa Bay

GETTING OFFENSIVE

Colorado finished the season tied for third among all teams in goals scored (236) and ranked fourth in goals-per-game (3.37)...The Avs shared the league lead in 5-on-5 tallies (162)...Colorado led all teams in both first period (73) and second period (95) goals...The Avalanche's +46 goal differential was the best in the Western Conference and third in the NHL.

THE PUCK STOPS HERE

Colorado's goaltenders ranked sixth in the league in team goals-against average (2.69), finishing among the NHL's top 10 in this category for the first time since 2002-03...The Avs ranked fourth in team save percentage (.913)...Pavel Francouz ended the season tied for fifth in the NHL in save percentage (.923) and ranked seventh in goals-against average (2.41)...He was the first Avalanche netminder to finish among the league's top 10 in BOTH categories since David Aebischer in 2003-04.

MAKAR CAPTURES CALDER TROPHY

Cale Makar was named the recipient of the 2019-20 Calder Memorial Trophy as the NHL's rookie of the year. Makar received 1,538 voting points, including 116 first-place votes, beating Vancouver defender Quinn Hughes (1,337 points) and Chicago forward Dominik Kubalik (554 points). Makar was the first defenseman in Avalanche/Nordiques history to win the Calder Trophy and the sixth player in franchise history to win the award. He was the fourth Avs player to win the Calder Trophy since the team relocated to Denver, joining Chris Drury (1998-99), Gabriel Landeskog (2011-12) and Nathan MacKinnon (2013-14). Peter Stastny (1980-81) and Peter Forsberg (1994-95) both won the Calder during the organization's time in Quebec. The Calgary, Alberta, native is just the 12th defenseman in NHL history to win the Calder and only the second in the last 10 seasons, joining Aaron Ekblad in 2014-15. *(For more on Makar, see "All Hail Cale")*

MacKINNON NAMED LADY BYNG WINNER

Nathan MacKinnon was named the recipient of the 2019-20 Lady Byng Memorial Trophy, awarded "to the player adjudged to have exhibited the best type of sportsmanship and gentlemanly conduct combined with a high standard of playing ability." He is the third player in franchise history to be awarded the Lady Byng, joining Joe Sakic in 2001 and Ryan O'Reilly in 2014. MacKinnon received 64 first-place votes, besting Auston Matthews of the Toronto Maple Leafs (21 votes) and O'Reilly, now with the St. Louis Blues (10 votes). The winner of the Lady Byng is selected in a poll by the Professional Hockey Writers' Association at the end of the regular season. MacKinnon led the Avalanche and finished fifth in league scoring with 93 points (35g/58a) in 69 games this season, while collecting just 12 penalty minutes, becoming the first player in franchise history to produce 90 or more points in a campaign while recording 12 or fewer penalty minutes. He is just the third player (fourth time) in the last 20 years to register more than 90 points with 12 or fewer penalty minutes, joining Aleksander Barkov (96 points, 8 PIM in 2018-19) and Martin St. Louis (99 points, 12 PIM in 2010-11 and 94 points, 12 PIM in 2009-10). MacKinnon was named to the NHL's Second All-Star Team, his second time earning the honor (also 2017-18).

SEASON NOTES

2019-20 COLORADO AVALANCHE TEAM NOTES

FINISH WHAT YOU STARTED

The Avs finished the season 17-5-2 in their last 24 games, 14-4-2 in their last 20 and 9-2-1 in their last 12...Colorado had the NHL's second-best record since Jan. 16 and Feb. 4.

BEST SINCE JAN. 16

.773 BOS 17-5-0

.750 COL 17-5-2

.750 PHI 16-5-1

BEST SINCE FEB. 4

.765 BOS 13-4-0

.750 COL 14-4-2

.750 PHI 12-4-0

CROWDED HOUSE

The Avalanche sold out 29 of its 33 home dates (that includes the outdoor game at Air Force)...The 29 sellouts marked the club's most since selling out all 41 home games in 2005-06...The Avs sold out each of their final 20 home contests, including their final 19 at Pepsi Center.

FIRST AND FOREMOST

Colorado scored the first goal of the game 43 times this year, most in the NHL...The Avalanche's 30 wins when scoring first (30-6-7) tied Tampa Bay for the league lead...The Avs led all teams with 73 first-period goals.

IN WITH THE NEW

Offseason additions Andre Burakovsky (20), Nazem Kadri (19), Joonas Donskoi (16) and Valeri Nichushkin (13) all finished among the Avalanche's top-seven goal scorers, accounting for 68 (almost 30%) of the club's 236 goals...If you also include offseason signing Pierre-Edouard Bellemare (nine), these five additions had 77 of the 236 goals (33%).

CARRYING THE LOAD

Nathan MacKinnon led the Avalanche and finished fifth in league scoring with 93 points (35g/58a) in 69 games...He finished 43 points ahead of Colorado's second-leading scorer, Cale Makar (50), the largest gap of any team since the 2007-08 Washington Capitals (Alex Ovechkin 112, Nicklas Backstrom 69)...The 43-point difference was the largest gap between the top-two scorers in Avalanche history and the second largest in franchise history...In 1990-91, Joe Sakic (109) finished 50 points ahead of Mats Sundin (59) with Quebec.

MA(C)KING HIS MARK

Nathan MacKinnon paced the club with 93 points, becoming the first player in franchise history to lead the team in scoring for four straight seasons...He was the first Avalanche player to post three consecutive seasons of 90 or more points since the team relocated to Denver, joined Joe Sakic as the only Colorado players to post three straight 30-goal campaigns and also joined Sakic and Peter Forsberg as the only Colorado skaters to record three straight 50-assist seasons...MacKinnon set a career high with 29 multi-point games, the most by an Avalanche player since Forsberg had 29 in 2002-03...Nathan ranked fifth in the league in points-per-game (1.35), the highest average by a Colorado skater (min. 50 points) since Forsberg in 2003-04 (1.41).

TAKING IT ONE MONTH AT A TIME

Colorado finished 8-2-2 in October, 8-6-0 in November, 7-5-2 in December, 5-2-2 in January, 11-3-1 in February and 3-2-1 in March...It marked the first time Colorado posted a winning record in each of its first six months of a season since 2000-01.

MARK OF CONSISTENCY

The Avalanche's consistency shown here in 20-game segments:

Game 1-20 (first 20 games)..... 12-6-2

Game 21-40 (second 20 games)..... 11-7-2

Game 41-60 (third 20 games)..... 12-5-3

Game 60-70 (final 10 games)..... 7-2-1

NEXT MAN UP

The Avs posted the NHL's third-best record despite having lost 223 man games due to injury...That list included lengthy injuries to key players such as Mikko Rantanen (28 games missed), Cale Makar (13), Nazem Kadri (19), Gabriel Landeskog (16), Philipp Grubauer (20), Andre Burakovsky (12), Erik Johnson (11) and Matt Calvert (19).

SEASON NOTES

2019-20 COLORADO AVALANCHE TEAM NOTES

EAST SIDE STORY

Colorado was 21-6-4 (.742) against Eastern Conference opponents, the best record of any team against the East... The Avalanche's 21 wins matched the 2013-14 club for the most victories by an Avs team against the Eastern conference (despite playing one fewer interleague game)... Colorado's 46 points were its most-ever against the other conference.

HIGH FIVE

This year marked the first time that Colorado has ever used five different goalies in a single season... Prior to relocating, Quebec used seven goalies in 1989-90 and five in 1990-91... The 2019-20 Avalanche and the 1989-90 Nordiques are the only teams in franchise history to feature five different goalies with a victory... Colorado and Carolina were the only NHL clubs to get wins from five different netminders this year.

SEEING STARS

An Avalanche player was named one of the NHL Stars of the Week on seven occasions this season, tied with Edmonton for the most of any team... It was the most weekly honors in one season for Colorado since the Three Stars began in 2006-07... Pavel Francouz in late February became the first Avalanche player to ever earn one of the Three Stars in back-to-back weeks.

AVALANCHE STARS OF THE WEEK 2019-20

Makar – Third (Nov. 4-10)

MacKinnon – Second (Nov. 11-17)

MacKinnon – First (Nov. 25–Dec. 1)

MacKinnon – First (Dec. 30–Jan. 5)

Francouz – First (Feb. 17-23)

Francouz – Third (Feb. 24–March 1)

Landeskog – Second (March 2-8)

DAYDREAM BELIEVER

The Avs finished 4-0-0 in afternoon games this year, outscoring the opposition 22-9... The Avalanche won 6-1 in Las Vegas on Oct. 25, 5-2 in Chicago on Nov. 29, 5-3 against the Blues at home on Jan. 18 and 6-3 against Detroit at Pepsi Center on Jan. 20... Colorado is 11-3-1 in home afternoon games since the start of 2017-18.

ALL HAIL CALE

Cale Makar finished second among NHL rookies in scoring with 50 points (12g/38a) in 57 games... Makar's 0.88 points-per-game average led all rookies and tied for the third-highest single-season total by a rookie defenseman in NHL history (min. 50 GP)... Only Brian Leetch (1.04 in 1988-89) and Larry Murphy (0.95 in 1980-81) averaged more... Makar paced all rookie blueliners with 12 goals and tied for first among all rookies with four game-winning tallies... His 0.21 goals-per-game average was the highest by a first-year defenseman since 2015-16 (Shayne Gostisbehere, 0.27)... Makar and Vancouver's Quinn Hughes, who led all rookies with 53 points in 68 games, became the first defensemen to rank 1-2 in rookie scoring in the NHL's modern era (since 1943-44)... Overall, only 17 rookie defensemen in NHL history have reached the 50-point mark in a season, with Makar and Hughes the first since Vladimir Malakhov (52) in 1992-93 with the NY Islanders.

HIGHEST POINTS-PER-GAME AVERAGE BY A ROOKIE DEFENSEMAN (Min 50 GP)

Defenseman	Season	Team	P/GP	PTS (G/A)	GP
Brian Leetch	1988-89	NYR	1.04	71 (23/48)	68
Larry Murphy	1980-81	LAK	0.95	76 (16/60)	80
Al MacInnis	1983-84	CGY	0.88	45 (11/34)	51
Cale Makar	2019-20	COL	0.88	50 (12/38)	57
Chris Chelios	1984-85	MTL	0.86	64 (9/55)	74
Phil Housley	1982-83	BUF	0.86	66 (19/47)	77

SEASON NOTES

2019-20 COLORADO AVALANCHE TEAM NOTES

THAT'S A PLUS

Ryan Graves led the NHL with a +40 plus/minus rating, becoming the first Avalanche player to lead the league in that category since Milan Hejduk and Peter Forsberg (+52) in 2002-03...Graves' +40 mark was the highest ever by a Colorado defenseman and tied for the second-highest rating by a blueliner in franchise history (Quebec's Mario Marois was +49 in 1983-84)...Graves was the first NHL defenseman to finish +40 or better in 10 years, since Jeff Schultz was +50 with Washington in 2009-10...Graves was a "plus player" in 35 of his 69 games and posted a "minus" rating only 11 times.

IRON G

Samuel Girard was one of two Avalanche players to appear in all 70 contests this season (also Matt Nieto)...Girard has dressed in 220 consecutive regular-season games, the third-longest ironman streak ever by an Avs defenseman.

285	Martin Skoula	Jan. 11, 2000 – April 4, 2003
226	Karlis Skrastins	Oct. 10, 2003 – Feb. 24, 2007
220	Samuel Girard	Nov. 10, 2017 – present

YOU HAD TO BE A BIG SHOT

Nathan MacKinnon led the NHL in shots for the second straight year with 318...He has recorded a shot in 220 consecutive games, the second-longest streak in franchise history (227, Joe Sakic, 1995-99)...MacKinnon's streak is the second-longest active run behind Dougie Hamilton (294 straight)...MacKinnon tied a single-game franchise record with 12 shots on Nov. 1 vs. Dallas.

BACK-TO-BACK

The Avs played 12 back-to-back games this season, finishing 9-3-0 in the first contest and 6-5-1 in the second...The Avalanche swept half (six) of its 12 back-to-backs, matching a franchise record for the most back-to-back sweeps (1985-86 and 2000-01)...Colorado swept three consecutive back-to-backs in February, tying a franchise record for consecutive sweeps (fifth time, last: October 2009)...The Avalanche's victories in Anaheim/Los Angeles (Feb. 21-22) marked the first time Colorado had ever swept a back-to-back in Southern California.

ROAD, SWEET ROAD

The Avs won a franchise-record nine straight road games from Feb. 4 to March 2, topping the previous mark of seven straight away wins set in 1998-99...Colorado's nine-game streak tied for the longest in the NHL this season.

ROAD WIN STREAKS, FRANCHISE HISTORY

9	Feb. 4 – March 2, 2020
7	Jan. 10–Feb. 7, 1999
6	(five times)

LONGEST ROAD WIN STREAKS, 2019-20

9	Colorado	Feb. 4 – March 2
9	NY Rangers	Jan. 16 – Feb. 27
6	(three times)	

HITTING THE "BENCH" MARKS

Jared Bednar this season led Colorado to its third-highest points percentage (.657) since relocating to Denver in 1995...He became just the third Avalanche coach since the franchise relocated to lead the club to three straight playoff berths, joining Bob Hartley (four, 1998-02) and Marc Crawford (three, 1995-98)...Bednar owns a 145-136-35 (.514) record in four seasons behind the bench, which includes a 123-80-31 (.592) mark over the past three years...Only Bob Hartley (193) has more wins in Colorado Avalanche history...Bednar's 145 wins rank fourth in franchise annals behind Michel Bergeron (265), Hartley (193) and Marc Crawford (165 including one season with Quebec).

A VIEW TO A KILL

The Avalanche's penalty-kill unit went 11 consecutive games without allowing a power-play goal from Feb. 15 to March 6, equaling the longest such streak in franchise history...Colorado killed 27 straight penalties during that stretch.

LONGEST STREAK W/O ALLOWING PPG, FRANCHISE HISTORY

11 games	Feb. 15–March 6, 2020
11 games	Dec. 9-31, 2017
10 games	Jan. 28–Feb. 16, 1995

SEASON NOTES

2019-20 COLORADO AVALANCHE TEAM NOTES

NOT BAD FOR STARTERS

Colorado was the last NHL's last undefeated team (5-0-0) and the last team without a regulation loss (7-0-1)...The Avalanche's 7-0-1 start was its best through eight games in franchise history, and the eight-game point streak was its second-longest to start a season (9-0-2 in 2000-01)...It was the longest by any team to open a campaign since the Montreal Canadiens began 2016-17 with a 9-0-1 run...The NHL's last unbeaten team, the Avalanche started a season 5-0-0 for just the second time since relocating to Denver and only the fourth time in franchise history.

LONGEST POINT STREAK TO START SEASON, FRANCHISE HISTORY

11	9-0-2	2000-01
8	7-0-1	2019-20
7	7-0-0	1985-86
7	5-0-2	1997-98

BEST STARTS, AVALANCHE HISTORY (since 1995-96)

6-0	2013-14
5-0	2019-20
2-0	(4) times

BEST STARTS, FRANCHISE HISTORY

7-0	1985-86
6-0	2013-14
5-0	2019-20
5-0	1994-95

ALL STAR CAPTAIN

Nathan MacKinnon captained the Central Division for the 2020 NHL All-Star Game on Jan. 25 in St. Louis, the second straight year he's been voted captain...MacKinnon was the first Avalanche player to be named All-Star captain twice (Joe Sakic wore the 'C' once) and the first Avalanche player to be selected to four consecutive All-Star Games since Peter Forsberg was chosen for six straight from 1996-2001.

CLOSE ENCOUNTERS

The Avs won six straight games by one goal from Feb. 21–March 2, the first time Colorado/Quebec had ever done that...In fact, that six-game run equaled the NHL record for consecutive wins all by a one-goal margin.

6 Colorado Feb. 21-March 2, 2020

6	Buffalo	Nov. 8-19, 2018
6	Phoenix	Feb. 9-22, 2011
6	Vancouver	Feb. 10-22, 2007
6	Buffalo	Dec. 8-19, 2005

SHOTS FIRED

The Avalanche fired over 40 shots-on-net in a franchise record four straight games, Dec. 27–Jan. 2...They eclipsed the previous mark of three straight games with 40+ shots from Jan. 28–Feb. 2, 2006 and Jan. 31–Feb. 3, 1996.

THREE'S COMPANY...SO IS FOUR

Colorado scored three or more goals in each of its first five games this season, the first team in Avalanche history (since 1995-96) to open a season by scoring at least three goals in each of their first five contests...The Avs scored four or more goals in each of their first three games this year, which was also an Avalanche first.

SEASON NOTES

2019-20 COLORADO AVALANCHE TEAM NOTES

FINE FEBRUARY

The Avs finished 11-3-1 in February, equaling their most wins in a single month in franchise history...The 11 wins tied for first in the NHL, while their 23 points led all teams in February...The Avs allowed a league-low 29 goals in February (1.93 per game).

MOST POINTS IN FEBRUARY

23	Colorado	11-3-1
22	Boston	11-3-0
22	NY Rangers	11-4-0

MOST WINS IN A MONTH, FRANCHISE HISTORY

11 February 2020

11	March 2007
11	January 2004

MR. NOVEMBER

Nathan MacKinnon was named the NHL's Second Star for the month of November...He finished second in the NHL with 25 points (10g/15a) in 14 games despite the team missing Mikko Rantanen and Gabriel Landeskog for almost the entire month...MacKinnon's 25 points were a career high for any month and set a franchise record for the month of November...It was the most points by an Avalanche player in a single calendar month since March 2000 (Joe Sakic 26)...This was the third straight November that MacKinnon had been named one of the league's three stars, as he was the NHL's Second Star of the Month last November (2018) and the First Star in November of 2017...He has combined for 68 points (24g/44a) in 40 November games since 2017, the most of any player.

POINTS IN NOVEMBER, FRANCHISE HISTORY

25 Nathan MacKinnon 2019

24	Walt Poddubny	1988
24	Marian Stastny	1982
24	Marian Stastny	1981
24	Marc Tardif	1981

NOT A BAD NOVEMBER HIMSELF

Cale Makar was named the NHL's Rookie of the Month for November...He became the first Avalanche defenseman to ever be named NHL Rookie of the Month and the first Colorado player since Gabriel Landeskog in February 2012...Makar led all NHL rookies and all NHL defensemen in points (16) and goals (seven) in 14 games during the month...His 16 points were the third-most ever by an NHL rookie defenseman in November and the most by a rookie defenseman in ANY month since Alexei Zhitnik (19) in March of 1993 with the Los Angeles Kings...Makar's seven goals tied the franchise record for a defenseman in a single month and also equaled the third most ever by an NHL rookie blueliner in one month...He scored three game-winning goals in November, the most by any rookie defenseman within a single calendar month in NHL history.

MOST POINTS IN NOVEMBER BY A ROOKIE DEFENSEMAN

18	Larry Murphy (LAK)	1980
17	Nicklas Lidstrom (DET)	1991
16	Cale Makar (COL)	2019

POINTS IN A MONTH BY ROOKIE DEFENSEMAN, FRANCHISE HISTORY

16	Cale Makar	Nov. 2019
12	Pierre Lacroix	Mar. 1980
11	Four players tied	

(continued on next page)

SEASON NOTES

2019-20 COLORADO AVALANCHE TEAM NOTES

MOST POINTS IN A MONTH BY A DEFENSEMAN, FRANCHISE HISTORY

21	Steve Duchesne	Nov. 1992
18	Jeff Brown	Nov. 1988
17	Sandis Ozolinsh	Nov. 1996
17	Steve Duchesne	Dec. 1992
16	Cale Makar	Nov. 2019
16	Tyson Barrie	Mar. 2018

GOALS IN A MONTH BY A ROOKIE DEFENSEMAN, NHL HISTORY

10	Barry Beck (CLR)	Dec. 1977
8	Harry Cameron (TAN)	Dec. 1917
7	Cale Makar (COL)	Nov. 2019
7	Brian Leetch (NYR)	Jan. 1989
7	Phil Housley (BUF)	Jan. 1983

GOALS IN A MONTH BY A DEFENSEMAN, FRANCHISE HISTORY

7	Cale Makar	Nov. 2019
7	Rob Blake	Mar. 2003
7	Ray Bourque	Mar. 2000
7	Sandis Ozolinsh	Dec. 1999

MAKING EACH PERIOD COUNT

The Avs scored a goal in each of their first nine periods to start the season, the first Colorado team to ever accomplish that feat...The previous record was goals in each of the first six periods set in 2018-19 and in 2013-14...Prior to relocating, the Nordiques scored in their first nine periods twice: 1982-83 (also nine) and 1992-93 (first 18 periods).

LEAGUE OF NATIONS

Nine different countries were represented on the Avalanche's Opening Night roster: Canada, USA, Russia, Finland, Austria, Czech Republic, Germany, France and Sweden...Columbus (also nine) was the only other team to feature players from nine different countries.

LUCKY 13

Nathan MacKinnon recorded points in each of his first 13 games, the longest scoring streak to start a season in Avalanche history and the fourth longest in franchise history...It was the longest by an NHL player to open a season since Henrik Zetterberg (17 straight) in 2007-08...MacKinnon, who opened the previous year with a nine-game scoring streak, was the fifth player in NHL history to record a season-opening point streak of nine or more games in consecutive seasons, joining Wayne Gretzky (four straight, 1982-86), Charlie Simmer (1979-81), Guy Lafleur (1975-77) and Rod Gilbert (1971-73).

LONGEST POINT STREAK TO START SEASON, AVALANCHE HISTORY (since 1995-96)

13	Nathan MacKinnon	2019-20
9	John-Michael Liles	2010-11
9	Nathan MacKinnon	2018-19
9	Mikko Rantanen	2018-19

LONGEST POINT STREAK TO START SEASON, FRANCHISE HISTORY

30	Mats Sundin	1992-93
16	Peter Stastny	1987-88
14	Michel Goulet	1985-86
13	Nathan MacKinnon	2019-20
12	Joe Sakic	1988-89

(continued on next page)

SEASON NOTES

2019-20 COLORADO AVALANCHE TEAM NOTES

LONGEST NHL POINT STREAK TO START SEASON, LAST 20 YEARS (since 1999-00)

22	Dany Heatley (OTT)	2005-06
17	Henrik Zetterberg (DET)	2007-08
15	Jaromir Jagr (PIT)	1999-00
13	Nathan MacKinnon (COL)	2019-20
12	Sebastian Aho (CAR)	2018-19

WERNER SHINES IN DEBUT

Adam Werner stopped all 40 shots after relieving Pavel Francouz 31 seconds into the first period to pick up the victory in his NHL debut on Nov. 12 at Winnipeg... He became the first goaltender in Avalanche/Nordiques history to win his NHL debut in relief... The Mariestad, Sweden, native was the fourth Colorado goalie to win his NHL debut and the first since Vitaly Kolesnik on Dec. 7, 2005 vs. Boston... Werner's 40 saves were the most ever by an Avalanche/Nordiques goaltender in his NHL debut, topping the previous high of 37 by Jeremy Smith on Feb. 14, 2017 at New Jersey... The 6-foot-5 netminder was just the third goaltender in the last 40 years (since 1979-80) to make 40 or more saves without allowing a goal in his first career NHL game, joining Troy Grosenick (45 with San Jose on Nov. 16, 2014 at Carolina) and Mike Fountain (40 with Vancouver on Nov. 14, 1996 at New Jersey)... At 22 years, 194 days, Werner was the second-youngest Avalanche netminder to win his debut behind only Marc Denis (21 years, 156 days) on Jan. 4, 1999 vs. Montreal.

COMBINED EFFORT

Adam Werner's effort on Nov. 12 gave the Avs their second combined team shutout in franchise history... The other was March 30, 2018, when Semyon Varlamov (30 saves) and Jonathan Bernier (three) combined for a 5-0 victory over the Blackhawks at Pepsi Center.

TAKE FIVE

Cale Makar was just the fifth defenseman in NHL history to open his career with a five-game point streak... In fact, Makar's five-game streak ended up tied for the second-longest by a blueliner to begin a career in NHL history... Furthermore, Makar also equaled the Avalanche record (since 1995-96) for the longest streak to start a career at any position, a mark Alex Tanguay set to begin his career in 1999-00... Makar, who joined the Avs during their first round series against Calgary last spring, was the first defenseman in league history to score a goal while making his NHL debut in the Stanley Cup Playoffs.

6	Marek Zidlicky	2003-04	NSH
5	Cale Makar	2019-20	COL
5	Larry Murphy	1980-81	LAK
5	Hap Day	1924-25	TSP
5	Harry Cameron	1917-18	TAN

SEEING DOUBLE

Colorado had a streak of seven consecutive games in which one of its players had a multi-goal effort from Nov. 7-21... That run tied the franchise record for consecutive games with a player scoring two or more goals set by the Nordiques from Nov 24 to Dec 10, 1983.

- Nov 7 vs. NSH — Joonas Donskoi (3)
- Nov. 9 vs. CBJ — Cale Makar (2)
- Nov. 12 at WPG — Nathan MacKinnon (2)
- Nov. 14 at EDM — Andre Burakovsky (2)
- Nov. 16 at VAN — Nathan MacKinnon (2)
- Nov. 19 at CGY — Andre Burakovsky (2)
- Nov. 21 at MIN — Cale Makar (2)

SEASON NOTES

2019-20 COLORADO AVALANCHE TEAM NOTES

NINE IS FINE

Trailing 3-2 early in the second period on Nov. 7 against the Predators, the Avalanche erupted for six goals in a span of 8:00 to roll to a 9-4 victory at Pepsi Center... Joonas Donskoi led the way with his first NHL hat trick, helping the Avs to their best offensive output in 12 years... A look at some notables from the victory:

- The Avalanche set a franchise record by scoring six goals in a span of 8:00 in the second period, eclipsing the previous mark of 8:06 set by the Quebec Nordiques on Feb. 22, 1981 (11-7 win at Washington)... Colorado became the third NHL team in the last 20 years to score six goals in a span of 8:00 or less in a game, joining the 2010-11 Maple Leafs (7:43, Jan. 7, 2011 at Atlanta) and the 1999-00 Rangers (8:00, Dec. 15, 1999 vs. LA Kings).
- The Avalanche's nine goals were its most in a game since Dec. 9, 2007 (9-5 win over St. Louis at Pepsi Center)... In fact, it marked only the fifth time that Colorado has scored nine or more times in a game since relocating from Quebec... It tied for the most goals by an NHL team this season and was the most ever allowed by the Predators.
- The Avs tied a franchise record with six goals in the second period... It was the 11th time the Avalanche/Nordiques have scored six goals in a period (last: Jan. 19, 2019 vs. Los Angeles - 2nd).
- Here is a rundown of Colorado's second-period scoring:
2 goals in 0:20
3 goals in 1:31
4 goals in 2:21
5 goals in 4:35
6 goals in 8:00
- The five goals in 4:35 was not a franchise record but was an Avalanche record... The previous mark was five in 5:18 on Oct. 19, 1996 vs. Vancouver.
- This game marked only the second time that five different Avalanche players had three points in a single contest... On Dec. 5, 1995, six different Avs tallied three points in Colorado's 12-2 win over San Jose.

ODDS & ENDS

- Colorado won its first four home games of a season for the first time since 2009-10 (6-0-0).
- The Avalanche's 4-0 season-opening homestand marked the first time they swept a homestand of at least four games since Dec. 17-23, 2011 (4-0-0).
- Colorado finished 3-0-2 on its five-game homestand from Jan. 10-20, collecting points in every contest of a five-plus game homestand for the first time since Oct. 25 to Nov. 8, 2005 (5-0-1).
- The Avs went 4-1-0 on a five-game road trip from Feb. 1-9, the first time Colorado won four or more games of a five-game trip since Oct. 10-17, 2011 (5-0).

SUCCESS IN OPENERS

Colorado's 5-3 victory on Oct. 3 improved the franchise's all-time record on Opening Night to 23-10-7 (.663), the second-best mark in the NHL... Colorado has won four straight on Opening Night, tied with Philadelphia for the second-longest active win streak behind Tampa (six)... Colorado's four straight season-opening wins is the longest such streak in Avalanche history and the second-longest in franchise history (Quebec won eight in a row from 1981-82 to 1988-89)... The Avs improved to 4-0-0 in season openers under Jared Bednar, the longest streak of Opening Night wins ever by an Avalanche head coach (since 1995-96)... Bednar is one of three active coaches who are perfect in season openers (Todd Reirden and Ralph Krueger are both 2-0)... The NHL record for the longest such win streak from the start of a coaching career is eight by Tom Renney... The Oct. 3 victory improved the franchise's record to 28-8-4 (.750) all-time in home openers, second to only Minnesota (.833; 13-1-4)... Colorado is 16-5-3 (.729) in home openers since moving from Quebec, which includes a 14-4-2 (.750) mark at Pepsi Center.

SEASON NOTES

2019-20 COLORADO AVALANCHE TEAM NOTES

HIT ME WITH YOUR BEST SHOT

Colorado out-shot Edmonton 50-20 in a 4-1 victory on Nov. 27 at Pepsi Center...The 50 shots were a season high and marked the seventh 50+ shot performance since the franchise relocated to Denver, the first since April 4, 2017 vs. Chicago (51)...The +30 shot differential equaled the second-highest in Colorado/Quebec franchise history, one short of the record:

LARGEST SHOT DIFFERENTIAL, FRANCHISE HISTORY

+31 (57-26)	1996/03/05 vs SJS
+30 (50-20)	2019/11/27 vs EDM
+30 (43-13)	2007/11/28 vs EDM
+30 (53-23)	1984/10/20 @ TOR

O' CAPTAIN

Gabriel Landeskog completed his ninth NHL season and his eighth season as the Avalanche's captain...Only six other NHL players have served as captains of their respective teams for a longer period of time...Landeskog was the youngest captain in NHL history when he assumed the role at 19 years, 286 days on Sept. 4, 2012, a title he held for four years before Connor McDavid was given the "C" at 19 years, 266 days on Oct. 5, 2016...Landeskog is the second-longest serving captain in franchise history behind only Joe Sakic (17 seasons overall, 16 consecutive).

Zdeno Chara (BOS)	14th season (since 2006-07)
Sidney Crosby (PIT)	13th season (2007-08)
Jonathan Toews (CHI)	12th season (2008-09)
Mikko Koivu (MIN)	11th season (2009-10) *does not include season as rotating captain in 2008-09.
Alex Ovechkin (WSH)	11th season (2009-10)
Ryan Getzlaf (ANA)	10th season (2010-11)
Gabriel Landeskog (COL)	8th season (2012-13)
Claude Giroux (PHI)	8th season (2012-13)

REGULAR-SEASON STATS

2019-20 RECORD: 42-20-8 92 POINTS GOALS FOR: 236 GOALS AGAINST: 190

Player	GP	G	A	Pts	+/-	PIM	PP	SH	GW	S	%	TOI/GP
Nathan MacKinnon	69	35	58	93	13	12	12	0	4	318	11.0	21:13
Cale Makar	57	12	38	50	12	12	4	0	4	121	9.9	21:00
Andre Burakovsky	58	20	25	45	11	22	2	0	6	103	19.4	15:12
Gabriel Landeskog	54	21	23	44	-2	47	6	0	4	145	14.5	20:01
Mikko Rantanen	42	19	22	41	-2	14	8	0	5	107	17.8	18:56
Nazem Kadri	51	19	17	36	7	97	4	0	1	133	14.3	17:25
Samuel Girard	70	4	30	34	1	17	1	0	1	96	4.2	21:18
Joonas Donskoi	65	16	17	33	2	26	4	0	2	111	14.4	16:15
Vladislav Namestnikov (COL)	9	4	2	6	2	8	1	0	0	10	40.0	14:57
(TOT)	65	17	14	31	-5	45	2	4	2	98	17.3	15:03
J.T. Compher	67	11	20	31	9	18	1	0	3	106	10.4	16:44
Valeri Nichushkin	65	13	14	27	26	14	1	1	3	113	11.5	14:04
Ryan Graves	69	9	17	26	40	45	0	0	0	134	6.7	18:56
Ian Cole	65	4	22	26	21	36	0	0	1	92	4.3	17:41
Matt Calvert	50	12	13	25	13	39	0	3	1	89	13.5	14:05
Tyson Jost	67	8	15	23	11	22	1	0	0	115	7.0	12:46
Pierre-Edouard Bellemare	69	9	13	22	2	17	0	2	0	85	10.6	13:25
Matt Nieto	70	8	13	21	7	6	0	2	3	85	9.4	13:30
Erik Johnson	59	3	13	16	9	20	0	0	1	99	3.0	21:02
Nikita Zadorov	64	4	9	13	6	65	0	0	0	65	6.2	17:46
Vladislav Kamenev	38	1	7	8	-2	8	0	0	1	32	3.1	8:58
Colin Wilson	9	0	4	4	6	0	0	0	0	12	0.0	12:38
Logan O'Connor	16	2	0	2	0	2	0	0	1	15	13.3	8:25
Mark Barberio	21	0	2	2	3	16	0	0	0	29	0.0	14:05
Kevin Connauton	4	0	0	0	-2	0	0	0	0	4	0.0	15:30

Goaltender	GP	W	L	OTL	SO	SA	Sv	SV%	GA	GAA	Min
Philipp Grubauer	36	18	12	4	2	1067	977	.916	90	2.63	2057
Michael Hutchinson (COL)	1	1	0	0	0	18	17	.944	1	1.00	60
(TOT)	16	5	9	1	1	439	390	.888	49	3.47	847
Pavel Francouz	34	21	7	4	1	966	919	.923	77	2.41	1914

SEASON BREAKDOWN

TEAM RECORDS

Overall record/streak: 42 - 20 - 8 / Win 1 / Undef 1	Tied after 2 periods: 7 - 5 - 1
Home record/streak: 18 - 9 - 6 / Win 1 / Undef 1	OT Record - This Season: 5 - 8
Road record/streak: 24 - 11 - 2 / Lost 1	OT Record - Franchise: 194 - 172 - 204
Last 5 Games: 2 - 2 - 1	Shootout Record - This Season: 1 - 1
Last 10 Games: 7 - 2 - 1	Shootout Record - Franchise: 73 - 41
1-Goal Games: 15 - 4 - 8	Outshooting opponent: 19 - 11 - 4
2-Goal Games: 9 - 8	Outshot by opponent: 21 - 9 - 3
3-Goal Games: 18 - 8	Even shots: 2 - 0 - 1
Scoring first: 30 - 6 - 7	vs. Atlantic: 12 - 1 - 2
Opponent scoring first: 12 - 14 - 1	vs. Metropolitan: 9 - 5 - 2
Leading after 1 period: 19 - 2 - 5	vs. EASTERN CONFERENCE: 21 - 6 - 4
Trailing after 1 period: 6 - 11 - 0	vs. Central: 10 - 8 - 2
Tied after 1 period: 17 - 7 - 3	vs. Pacific: 11 - 6 - 2
Leading after 2 periods: 34 - 2 - 4	vs. WESTERN CONFERENCE: 21 - 14 - 4
Trailing after 2 periods: 1 - 13 - 3	

MONTH-BY-MONTH

	W	L	OT	Points
October:	8	2	2	18
November:	8	6	0	16
December:	7	5	2	16
January:	5	2	2	12
February:	11	3	1	23
March:	3	2	1	7
Totals:	42	20	8	92

GOALS BY PERIOD

	1	2	3	OT	T	Avg
Colorado Avalanche:	73	95	64	4	236	(3.4 avg.)
Opponents:	62	54	67	7	190	(2.7 avg.)

SHOTS BY PERIOD

	1	2	3	OT	T	Avg
Colorado Avalanche:	748	815	670	24	2257	(32.2 avg.)
Opponents:	714	711	736	32	2193	(31.3 avg.)

POWER PLAY

	G	Att	Pct.
Overall:	46	241	19.1 (19th NHL)
Home:	31	128	24.2 (8th NHL)
Road:	15	113	13.3 (29th NHL)

6 SHORT HANDED GOALS ALLOWED (T-14th NHL)

PENALTY KILL

	G	Att	Pct.
Overall:	39	210	81.4 (T-13th NHL)
Home:	17	93	81.7 (14th NHL)
Road:	22	117	81.2 (T-8th NHL)

8 SHORT HANDED GOALS SCORED (T-6th NHL)

INDIVIDUAL LEADERS

Points:	N. MacKinnon (93), C. Makar (50), A. Burakovsky (45)
Goals:	N. MacKinnon (35), G. Landeskog (21), A. Burakovsky (20)
Assists:	N. MacKinnon (58), C. Makar (38), S. Girard (30)
PP Goals:	N. MacKinnon (12), M. Rantanen (8), G. Landeskog (6)
SH Goals:	V. Namestnikov (4), M. Calvert (3), M. Nieto (2)
GW Goals:	A. Burakovsky (6), M. Rantanen (5), G. Landeskog (4)
3+ Goals:	T. Jost (1), M. Rantanen (1), J. Donskoi (1)
PIM:	N. Kadri (97), N. Zadorov (65), G. Landeskog (47)
Shots:	N. MacKinnon (318), G. Landeskog (145), R. Graves (134)
+/-:	R. Graves (+40), V. Nichushkin (+26), I. Cole (+21)

SITUATIONAL GOALS

	For	Against	For	Against
5 on 5:	162	115	3 on 4:	0
5 on 4:	43	6	3 on 5:	0
5 on 3:	3	0	4 on 5:	8
4 on 4:	0	3	Empty Net:	13
4 on 3:	0	1	Penalty Shots:	0
3 on 3:	4	6	Total:	236
				190

SPECIAL TEAMS SCORING

Power Play	G	A	P	Shorthanded	G	A	P
Nathan MacKinnon	12	19	31	Vladislav Namestnikov	4	2	6
Cale Makar	4	15	19	Pierre-Edouard Bellemare	2	2	4
Gabriel Landeskog	6	9	15	Matt Calvert	3	1	4
Mikko Rantanen	8	6	14	J.T. Compher	0	3	3
Samuel Girard	1	12	13	Ryan Graves	0	2	2
Andre Burakovsky	2	9	11	Matt Nieto	2	0	2
Nazem Kadri	4	7	11	Valeri Nichushkin	1	0	1
J.T. Compher	1	4	5				
Joonas Donskoi	4	1	5				
Tyson Jost	1	4	5				
Vladislav Namestnikov	2	2	4				
Vladislav Kamenev	0	2	2				
Valeri Nichushkin	1	0	1				

SHOOTOUT

Shooter	G/S	PCT	GDG	Goaltender	Rec.	G/S	PCT.
Joonas Donskoi	1/1	100	1	Michael Hutchinson	0-1	1/2	0.5
Vladislav Namestnikov	1/2	50	0	Philipp Grubauer	0-1	2/3	.333
Gabriel Landeskog	0/1	0	0	Pavel Francouz	1-0	0/3	1
Nathan MacKinnon	0/2	0	0				
Mikko Rantanen	0/1	0	0				

TEAM GAME-BY-GAME STATISTICS

2019-20 COLORADO AVALANCHE

* = Overtime ** = Shootout + = Sellout

#	Date	Team	Results	Record	GF-GA	Scorers	GW Goal	PP	PK	SF-SA	W/L Glttr	Attend.
1	10/03/2019	Calgary Flames	W	01-00-00	5-3	72p,96,37,96p,72	96	2-6	2-4	32-30	31 / 33	18016+
2	10/05/2019	Minnesota Wild	W	02-00-00	4-2	96p,41,92,27	92	1-6	3-4	32-31	31 / 40	17090
3	10/10/2019	Boston Bruins	W	03-00-00	4-2	29p,41,95,92	95	1-2	1-1	36-41	31 / 41	18045+
4	10/12/2019	Arizona Coyotes	W*	04-00-00	3-2	91p,17,95	95	1-4	3-3	32-36	39 / 32	18053+
5	10/14/2019	@ Washington Capitals	W	05-00-00	6-3	6,16,91,96p,83,29	96	1-4	2-2	25-32	31 / 30	18573+
6	10/16/2019	@ Pittsburgh Penguins	O*	05-00-01	2-3	11,29	13	0-3	3-3	28-32	30 / 31	18458+
7	10/18/2019	@ Florida Panthers	W*	06-00-01	5-4	72,83,95,95,29	29	0-3	4-4	41-44	31 / 72	13382
8	10/19/2019	@ Tampa Bay Lightning	W	07-00-01	6-2	17,17,92,17,91,96	92	0-2	2-2	24-46	39 / 88	19092+
9	10/21/2019	@ St. Louis Blues	L	07-01-01	1-3	29p	57	1-5	4-5	18-25	50 / 31	18096+
10	10/25/2019	@ Vegas Golden Knights	W	08-01-01	6-1	41,91,8,91p,11,11s	91	1-3	4-4	40-26	31 / 29	18420+
11	10/26/2019	Anaheim Ducks	L	08-02-01	2-5	72p,29p	15	2-6	2-3	37-27	30 / 39	18039+
12	10/30/2019	Florida Panthers	O*	08-02-02	3-4	83,72,29	11	0-2	3-4	30-38	72 / 31	16022
13	11/01/2019	Dallas Stars	L	08-03-02	1-2	29p	24	1-5	2-2	39-29	35 / 31	18020+
14	11/02/2019	@ Arizona Coyotes	L	08-04-02	0-3		18	0-4	1-2	33-28	35 / 39	17125+
15	11/05/2019	@ Dallas Stars	L	08-05-02	1-4	37	12	0-8	6-7	37-38	30 / 31	18108
16	11/07/2019	Nashville Predators	W	09-05-02	9-4	8,29p,72,27,95,83s,11,72,72p	95	2-6	3-4	45-24	39 / 35	17492
17	11/09/2019	Columbus Blue Jackets	W	10-05-02	4-2	49p,8,8,91	8	1-2	3-4	36-41	39 / 70	18070+
18	11/12/2019	@ Winnipeg Jets	W	11-05-02	4-0	8,29,29,72p	8	1-3	2-2	25-40	30 / 37	15325+
19	11/14/2019	@ Edmonton Oilers	L	11-06-02	2-6	95,95	44	0-5	2-6	33-28	41 / 30	17188
20	11/16/2019	@ Vancouver Canucks	W*	12-06-02	5-4	41,29p,91,95,29	29	1-5	4-6	23-32	35 / 35	18409
21	11/19/2019	@ Calgary Flames	W	13-06-02	3-2	95,95,81	81	0-2	2-2	26-33	31 / 33	18698
22	11/21/2019	@ Minnesota Wild	L	13-07-02	2-3	8p,8	16	1-2	3-4	27-31	32 / 31	17574
23	11/23/2019	Toronto Maple Leafs	L	13-08-02	3-5	29,95p,13	24	1-3	1-2	37-28	31 / 31	18137+
24	11/27/2019	Edmonton Oilers	W	14-08-02	4-1	91,83,29,25	83	0-5	1-1	50-20	31 / 19	18021+
25	11/29/2019	@ Chicago Blackhawks	W	15-08-02	5-2	29,27,8p,13,37	8	1-3	1-1	23-36	39 / 50	21822+
26	11/30/2019	Chicago Blackhawks	W	16-08-02	7-3	91p,91,29,72,96,72,17	72	1-4	5-6	29-29	31 / 40	18015+
27	12/04/2019	@ Toronto Maple Leafs	W	17-08-02	3-1	29p,13s,72	13	1-3	1-1	30-39	31 / 31	19351+
28	12/05/2019	@ Montreal Canadiens	W	18-08-02	3-2	27,92,11s	11	0-3	2-3	35-40	39 / 30	21302+
29	12/07/2019	@ Boston Bruins	W	19-08-02	4-1	13,28,95,92	28	0-1	3-3	20-20	39 / 41	17850+
30	12/09/2019	Calgary Flames	O*	19-08-03	4-5	27,13,29,72	23	0-2	2-3	32-33	33 / 39	17588
31	12/11/2019	Philadelphia Flyers	W	20-08-03	3-1	11,96,96	96	0-2	2-2	27-33	39 / 79	17905+
32	12/13/2019	New Jersey Devils	W	21-08-03	3-1	92p,13,29	13	1-5	4-4	37-38	39 / 70	18034+
33	12/16/2019	@ St. Louis Blues	L	21-09-03	2-5	91,96p	29	1-2	1-3	28-35	50 / 31	18096+
34	12/18/2019	@ Chicago Blackhawks	W	22-09-03	4-1	28,29,95,96	29	0-2	3-3	36-32	39 / 50	21481+
35	12/19/2019	Carolina Hurricanes	L	22-10-03	1-3	92p	74	1-6	3-3	28-40	47 / 31	18015+
36	12/21/2019	Chicago Blackhawks	L	22-11-03	3-5	27,11,11	8	0-3	3-3	31-32	40 / 31	18056+
37	12/23/2019	@ Vegas Golden Knights	W	23-11-03	7-3	41,83s,91,92p,41,96p,13	92	2-5	1-1	38-32	39 / 29	18425+
38	12/27/2019	Minnesota Wild	L	23-12-03	4-6	11,92,29,11	49	0-3	1-2	44-33	40 / 39	18146+
39	12/28/2019	@ Dallas Stars	O**	23-12-04	2-3	37,28	16	0-3	4-5	43-40	30 / 31	18532+
40	12/31/2019	Winnipeg Jets	L	23-13-04	4-7	29,29p,92p,91	81	2-4	0-1	43-26	37 / 31	18147+
41	01/02/2020	St. Louis Blues	W	24-13-04	7-3	29,91,96p,8p,91,37p,72	8	3-5	2-3	42-27	31 / 50	18135+
42	01/04/2020	@ New Jersey Devils	W	25-13-04	5-2	96,28,96,41s,96	96	0-3	2-3	34-30	31 / 29	16514+
43	01/06/2020	@ New York Islanders	L	25-14-04	0-1		27	0-2	1-1	32-33	40 / 39	13241
44	01/07/2020	@ New York Rangers	L	25-15-04	3-5	37,29,37	16	0-3	2-3	32-29	31 / 31	17082
45	01/10/2020	Pittsburgh Penguins	O*	25-15-05	3-4	29p,92,11	19	1-3	2-2	31-30	30 / 39	18132+
46	01/14/2020	Dallas Stars	O*	25-15-06	2-3	16,92	23	0-2	2-3	43-30	30 / 31	18015+
47	01/16/2020	San Jose Sharks	W	26-15-06	4-0	13,8,27,11s	13	0-3	2-2	38-27	31 / 31	18014+
48	01/18/2020	St. Louis Blues	W	27-15-06	5-3	29,95,8,95,92	95	0-4	3-4	18-24	31 / 50	18132+
49	01/20/2020	Detroit Red Wings	W	28-15-06	6-3	91p,29,91,83,27,29	83	1-5	2-2	46-25	39 / 35	18110+
50	02/01/2020	@ Philadelphia Flyers	L	28-16-06	3-6	16,96p,95	49	1-3	4-5	31-28	34 / 31	19745+
51	02/04/2020	@ Buffalo Sabres	W	29-16-06	6-1	49,95,91,16,13,96	95	0-0	2-2	27-24	31 / 40	16859
52	02/06/2020	@ Ottawa Senators	W	30-16-06	4-1	13,83,8p,37	83	1-1	2-2	34-26	31 / 35	11465
53	02/08/2020	@ Columbus Blue Jackets	W	31-16-06	2-1	91,29	29	0-2	4-5	22-32	31 / 90	19022+
54	02/09/2020	@ Minnesota Wild	W	32-16-06	3-2	41s,29p,92	92	1-3	2-4	33-36	39 / 40	17444
55	02/11/2020	Ottawa Senators	W	33-16-06	3-0	96,13p,92	96	1-5	2-2	36-34	31 / 35	18015+
56	02/13/2020	Washington Capitals	L	33-17-06	2-3	95,96p	77	1-4	3-5	34-38	70 / 31	18146+
57	02/15/2020	Los Angeles Kings	L	33-18-06	1-3	49	73	0-2	2-2	33-23	32 / 39	43574
58	02/17/2020	Tampa Bay Lightning	O*	33-18-07	3-4	95p,29,13	86	1-4	1-1	27-27	35 / 39	18107+
59	02/19/2020	New York Islanders	W	34-18-07	3-1	72,95,92	95	0-4	3-3	29-28	39 / 40	18011+
60	02/21/2020	@ Anaheim Ducks	W	35-18-07	1-0	37	37	0-1	2-2	29-26	39 / 36	16742
61	02/22/2020	@ Los Angeles Kings	W**	36-18-07	2-1	27	72	0-5	2-2	31-21	39 / 32	18230+
62	02/26/2020	Buffalo Sabres	W	37-18-07	3-2	92p,61p,37	37	2-3	2-2	34-33	39 / 40	18020+
63	02/28/2020	@ Carolina Hurricanes	W	38-18-07	3-2	17,17,49	49	0-3	3-3	32-47	39 / 31	18680+
64	02/29/2020	@ Nashville Predators	W	39-18-07	3-2	92,61,6	6	0-4	3-3	31-32	39 / 74	17619+
65	03/02/2020	@ Detroit Red Wings	W	40-18-07	2-1	90,25	25	0-4	4-4	27-18	35 / 45	17708
66	03/04/2020	Anaheim Ducks	O*	40-18-08	3-4	90,92p,29p	67	2-3	2-2	35-30	30 / 39	18033+
67	03/06/2020	@ Vancouver Canucks	L	40-19-08	3-6	6,92,13	26	0-3	3-3	32-25	35 / 39	18871+
68	03/08/2020	@ San Jose Sharks	W	41-19-08	4-3	29p,92,90,72	72	1-4	2-4	24-25	39 / 31	14694
69	03/09/2020	@ Los Angeles Kings	L	41-20-08	1-3	41	44	0-1	2-2	22-35	32 / 39	15011
70	03/11/2020	New York Rangers	W*	42-20-08	3-2	17p,90p,37	37	2-5	4-4	28-32	39 / 40	18025+

PLAYER GAME-BY-GAME STATISTICS

2019-20 COLORADO AVALANCHE

Skaters: Goals-Assists (GW or GT, Shots / (+/-), TOI)

Goalies: GA/Shots, Decision, Minutes Played

Date	Opp.	JOHNSON #6	CONNAUTON #7	MAKAR #8	CALVERT #11	MEGNA #12	NICHUSHKIN #13	DRIES #15
Oct 3	Vs CGY	0-0,1/1 23:14		0-1,0/0 22:23	0-1,0/1 12:10		0-0,0/1 12:31	
Oct 5	Vs MIN	0-0,1/-1 22:26		0-1,0/0 18:01	0-1,3/2 12:33		0-1,3/1 13:26	
Oct 10	Vs BOS	0-0,5/-1 22:57	DNP	0-1,0/1 17:27	0-1,1/1 13:15		0-0,0/0 11:39	
Oct 12	Vs ARI	0-0,3/0 22:47	DNP	0-2,3/-1 21:30	0-0,2/0 15:11		0-0,1/0 07:20	
Oct 14	@ WSH	1-0,3/1 26:06	DNP	0-1,0/1 17:02	0-0,0/-1 11:46		0-0,1/1 09:19	
Oct 16	@ PIT	0-0,1/-2 22:38		0-0,2/1 23:53	1-0,4/1 12:02		DNP	
Oct 18	@ FLA	0-0,5/0 25:44		0-0,0/-2 14:09	0-1,1/-1 13:15		DNP	
Oct 19	@ TBL	0-0,1/1 22:36		0-1,2/0 14:46	0-1,2/0 10:44		DNP	
Oct 21	@ STL	0-0,0/-1 21:17		0-1,0/-1 18:22	0-0,1/0 12:59		DNP	
Oct 25	@ VGK	0-0,1/2 21:32		1-0,3/1 17:09	2-0,4/3 11:07		0-0,2/-1 12:04	
Oct 26	Vs ANA	0-0,2/-2 19:40		0-0,2/-1 19:09	0-1,6/-1 14:17		0-0,1/0 07:27	
Oct 30	Vs FLA	0-0,1/0 23:26		0-0,0/1 20:30	0-1,0/0 17:29	0-0,0/0 05:48	0-0,3/0 10:22	
Nov 1	Vs DAL	0-0,2/-1 18:40		0-1,2/0 21:48	0-0,1/0 16:14	0-0,1/0 03:29	0-0,2/0 08:37	
Nov 2	@ ARI	0-0,2/-2 19:37		0-0,5/0 19:14	0-0,4/0 15:24	0-0,1/-1 07:03	0-0,1/1 09:51	
Nov 5	@ DAL	0-0,0/0 21:15		0-1,2/0 22:53	0-0,2/-1 15:59	0-0,0/0 04:54	0-0,3/-1 12:44	
Nov 7	Vs NSH	0-2,4/3 24:47		1-2,4/1 19:50	1-1,3/1 16:20	MIN	0-0,1/0 14:02	
Nov 9	Vs CBJ	0-0,0/0 23:08		2-0(W),7/1 16:56	0-0,1/0 19:33	DNP	0-0,3/2 14:42	
Nov 12	@ WPG	0-0,0/1 23:24	DNP	1-0(W),1/2 19:56	0-2,4/1 17:57	0-0,1/0 08:07	0-0,0/1 15:31	
Nov 14	@ EDM	0-1,2/0 20:39	0-0,2/0 17:14	0-0,1/0 22:02	0-0,1/0 13:20	DNP	0-0,1/0 14:45	
Nov 16	@ VAN	0-1,3/-1 25:03	MIN	0-4,0/3 22:54	0-0,0/-1 14:07	0-0,1/1 04:34	0-0,1/0 15:56	
Nov 19	@ CGY	0-0,0/-2 18:51	MIN	0-1,0/2 19:01	INJ	0-0,0/-1 12:44	0-0,1/1 16:22	
Nov 21	@ MIN	0-0,2/-1 21:32	MIN	2-0,5/0 24:41	INJ	0-0,0/0 07:03	0-0,2/-1 14:20	
Nov 23	Vs TOR	0-1,0/1 19:22	MIN	0-0,2/-2 27:45	INJ	MIN	1-0,3/0 13:18	
Nov 27	Vs EDM	INJ	MIN	0-0,2/1 24:31	INJ	MIN	0-1,4/1 16:34	
Nov 29	@ CHI	INJ	MIN	1-0(W),2/2 19:43	INJ	MIN	1-0,4/1 17:36	0-0,0/-1 10:02
Nov 30	Vs CHI	INJ	MIN	0-0,0/0 18:34	INJ	MIN	0-0,2/0 17:48	MIN
Dec 4	@ TOR	INJ	MIN	0-1,4/-1 23:39	0-1,2/1 15:17	MIN	1-0(W),5/1 17:36	MIN
Dec 5	@ MTL	INJ	MIN	0-1,5/1 21:05	1-1(W),5/1 13:19	MIN	0-0,3/0 15:29	MIN
Dec 7	@ BOS	INJ	MIN	0-0,0/0 16:01	DNP	MIN	1-0,1/1 14:48	MIN
Dec 9	Vs CGY	INJ	MIN	INJ	0-1,1/0 14:57	MIN	1-0,2/1 11:48	MIN
Dec 11	Vs PHI	INJ	MIN	INJ	1-0,3/1 14:43	MIN	0-1,1/1 12:08	MIN
Dec 13	Vs NJD	INJ	MIN	INJ	0-0,3/1 13:08	MIN	1-0(W),2/1 14:35	MIN
Dec 16	@ STL	INJ	MIN	INJ	0-0,1/0 13:49	MIN	0-0,1/0 13:06	MIN
Dec 18	@ CHI	INJ	MIN	INJ	0-0,1/-1 16:50	MIN	0-0,0/0 12:31	MIN
Dec 19	Vs CAR	0-0,3/0 20:47	MIN	INJ	0-0,0/-1 13:28	MIN	0-0,3/-1 12:40	MIN
Dec 21	Vs CHI	0-0,1/1 21:33	MIN	INJ	2-0,5/2 13:57	MIN	0-1,3/2 16:52	MIN
Dec 23	@ VGK	0-0,4/2 23:06	MIN	INJ	0-0,2/2 13:32	MIN	1-1,3/2 13:22	MIN
Dec 27	Vs MIN	0-0,0/0 19:17	MIN	0-1,2/-2 23:23	2-0,3/1 12:07	MIN	0-1,0/0 11:14	MIN
Dec 28	@ DAL	0-1,2/0 22:58	MIN	0-0,3/1 25:27	0-0,3/-1 15:55	MIN	0-0,0/-1 12:15	MIN
Dec 31	Vs WPG	0-2,2/0 20:08	MIN	0-0,6/-4 21:22	0-0,2/0 12:10	MIN	0-0,1/0 10:52	MIN
Jan 2	Vs STL	0-0,1/1 16:38	MIN	1-1(W),1/0 20:14	0-1,0/1 16:07	MIN	0-1,2/2 16:15	MIN
Jan 4	@ NJD	0-0,2/2 19:49	MIN	0-1,2/1 20:42	0-0,1/1 14:41	MIN	INJ	MIN
Jan 6	@ NYI	0-0,2/0 20:03	MIN	0-0,1/0 22:30	0-0,1/0 14:20	MIN	0-0,1/0 14:02	MIN
Jan 7	@ NYR	0-0,1/2 20:45	MIN	0-0,4/-3 23:12	0-0,2/0 14:01	MIN	0-1,1/0 13:03	MIN
Jan 10	Vs PIT	0-0,3/-3 17:15	MIN	0-1,2/1 21:34	1-0,3/-1 16:09	MIN	0-0,0/1 14:17	MIN
Jan 14	Vs DAL	0-0,3/-1 17:10	MIN	0-0,0/0 22:07	0-0,2/0 11:47	MIN	0-0,2/0 14:10	MIN
Jan 16	Vs SJS	0-0,1/3 19:40	MIN	1-0,4/1 19:46	1-0,2/2 14:18	MIN	1-0(W),1/1 16:04	MIN
Jan 18	Vs STL	0-0,0/1 18:17	MIN	1-0,1/-1 18:53	0-0,1/0 14:13	MIN	0-0,0/2 18:21	MIN
Jan 20	Vs DET	0-0,1/0 16:59	MIN	0-2,2/3 21:22	0-0,2/-1 11:44	MIN	0-0,3/1 17:07	MIN
Feb 1	@ PHI	0-0,0/-1 21:19	MIN	0-0,1/-2 22:25	0-0,2/-2 13:26	MIN	0-1,1/1 10:59	MIN
Feb 4	@ BUF	0-0,0/0 21:25	MIN	0-1,1/3 19:07	0-0,1/0 13:32	MIN	1-2,3/4 14:47	MIN
Feb 6	@ OTT	0-0,1/2 19:01	MIN	1-1,5/0 21:18	0-0,2/1 14:14	MIN	1-0,3/1 15:43	MIN
Feb 8	@ CBJ	0-0,3/0 21:37	MIN	0-1,1/1 20:54	0-0,0/0 14:12	MIN	0-0,0/1 13:37	MIN
Feb 9	@ MIN	0-0,1/0 21:43	MIN	0-1,3/0 21:31	0-1,0/1 10:42	MIN	0-0,2/0 13:05	MIN
Feb 11	Vs OTT	0-0,4/1 20:17	MIN	0-0,2/1 18:26	0-0,2/0 14:43	MIN	1-0,1/0 11:40	MIN
Feb 13	Vs WSH	0-0,1/0 18:35	MIN	0-0,3/0 22:59	0-0,1/0 14:42	MIN	0-0,1/0 09:36	MIN
Feb 15	Vs LAK	0-0,5/0 19:57	MIN	0-0,2/-2 22:13	0-0,2/0 12:47	MIN	0-0,2/0 13:23	MIN
Feb 17	Vs TBL	0-1,0/0 17:40	MIN	0-1,2/-1 25:56	INJ	MIN	1-0,1/0 16:56	MIN
Feb 19	Vs NYI	0-0,2/0 19:00	MIN	0-2,3/2 18:50	INJ	MIN	0-1,3/1 18:33	MIN
Feb 21	@ ANA	0-0,2/0 21:36	MIN	0-0,2/0 23:05	INJ	MIN	0-0,1/0 14:52	0-0,1/0 07:04
Feb 22	@ LAK	0-0,2/0 18:23	MIN	0-0,2/1 26:21	INJ	MIN	0-0,1/1 20:41	0-0,1/0 06:40
Feb 26	Vs BUF	0-0,0/-1 18:36	MIN	0-0,2/0 22:35	INJ	MIN	0-0,2/0 16:59	MIN
Feb 28	@ CAR	0-1,3/1 20:19	MIN	0-1,1/1 20:53	INJ	MIN	0-0,3/-1 14:22	MIN
Feb 29	@ NSH	1-1(W),3/1 17:30	MIN	0-1,3/0 24:28	INJ	MIN	0-0,1/2 16:37	MIN
Mar 2	@ DET	0-0,0/1 22:56	MIN	INJ	INJ	MIN	0-1,2/1 14:20	MIN
Mar 4	Vs ANA	0-0,0/1 23:15	MIN	INJ	INJ	MIN	0-0,1/-1 13:24	MIN
Mar 6	@ VAN	1-1,3/0 22:55	0-0,2/0 18:50	INJ	INJ	MIN	1-0,2/-1 17:25	0-0,0/-1 03:56
Mar 8	@ SJS	0-1,1/1 23:53	0-0,0/-1 12:41	INJ	INJ	MIN	0-0,5/-1 12:43	0-0,0/0 06:37
Mar 9	@ LAK	0-0,2/0 25:08	0-0,0/-1 13:15	INJ	INJ	MIN	0-0,3/0 17:04	DNP
Mar 11	Vs NYR	0-0,1/-1 21:34	DNP	0-3,2/1 21:09	INJ	MIN	0-0,0/-1 19:09	MIN

PLAYER GAME-BY-GAME STATISTICS

2019-20 COLORADO AVALANCHE

Skaters: Goals-Assists (GW or GT, Shots / (+/-), TOI)

Goalies: GA/Shots, Decision, Minutes Played

Date	Opp.	ZADOROV #16	JOST #17	TIMMINS #20	WILSON #22	GREER #24	O'CONNOR #25	GRAVES #27
Oct 3	Vs CGY	0-1,0/3 19:30	0-0,4/0 11:30	0-0,1/0 09:59	DNP			0-1,2/1 13:50
Oct 5	Vs MIN	0-0,2/1 21:30	0-0,2/-1 13:02	0-0,0/2 10:50	DNP			1-0,1/3 14:56
Oct 10	Vs BOS	0-0,2/-1 18:06	0-0,1/0 14:05	MIN	0-0,3/1 15:24			0-0,3/1 17:24
Oct 12	Vs ARI	0-0,2/-1 20:14	1-0,1/1 12:29	MIN	0-0,0/0 13:25			0-0,1/0 13:35
Oct 14	@ WSH	1-0,1/1 13:55	0-1,1/1 13:15	MIN	0-0,2/1 12:33			0-0,1/-1 18:18
Oct 16	@ PIT	DNP	0-0,2/-1 13:39	MIN	0-0,0/0 12:01			0-0,1/-1 18:00
Oct 18	@ FLA	0-1,1/1 21:31	0-0,1/-1 09:00	MIN	0-0,1/0 10:25			0-0,0/1 14:57
Oct 19	@ TBL	0-0,0/1 17:56	0-0,0/1 17:56	MIN	0-3,1/3 09:48			0-0,0/2 20:01
Oct 21	@ STL	0-0,1/-1 18:04	0-0,4/0 13:52	MIN	0-0,1/0 14:43			0-0,2/0 13:22
Oct 25	@ VGK	0-0,3/2 21:25	0-0,2/0 13:17	MIN	0-1,0/1 12:04			0-0,0/0 18:35
Oct 26	Vs ANA	0-0,1/-1 14:20	0-0,0/0 12:18	MIN	0-0,4/0 13:23			0-0,1/-1 13:53
Oct 30	Vs FLA	0-0,1/0 15:24	0-0,2/0 15:55	MIN	INJ			DNP
Nov 1	Vs DAL	0-0,1/0 20:17	0-0,3/0 15:15	MIN	INJ			0-0,0/0 11:24
Nov 2	@ ARI	0-0,2/1 20:45	0-0,2/0 16:01	MIN	INJ			0-0,0/0 13:03
Nov 5	@ DAL	0-0,3/-2 18:28	0-0,4/0 14:52	MIN	INJ			0-0,2/0 15:20
Nov 7	Vs NSH	0-0,0/0 07:13	0-1,3/1 15:59	MIN	INJ			1-2,4/2 20:11
Nov 9	Vs CBJ	INJ	0-2,0/1 14:46	MIN	INJ		DNP	0-1,1/0 17:08
Nov 12	@ WPG	INJ	0-0,2/0 13:51	MIN	INJ			0-0,3/1 19:36
Nov 14	@ EDM	INJ	0-0,2/0 11:36	MIN	INJ			0-0,4/0 17:12
Nov 16	@ VAN	0-1,0/1 16:07	INJ	MIN	INJ			0-0,1/1 12:39
Nov 19	@ CGY	0-0,1/0 21:34	INJ	MIN	INJ	DNP	0-0,0/0 07:45	0-0,2/2 16:46
Nov 21	@ MIN	0-0,1/0 17:11	INJ	MIN	INJ	DNP	0-0,0/0 06:59	0-0,1/0 17:41
Nov 23	Vs TOR	0-0,1/0 15:02	0-0,3/0 10:44	MIN	INJ	DNP	0-0,2/1 10:40	0-0,0/-2 11:48
Nov 27	Vs EDM	0-0,1/1 18:21	0-0,1/1 16:57	MIN	INJ		1-0,1/1 08:31	0-1,3/2 15:05
Nov 29	@ CHI	0-0,1/0 23:11	0-0,1/0 14:31	MIN	INJ		0-0,2/1 16:22	1-0,2/3 16:43
Nov 30	Vs CHI	0-0,2/2 21:06	1-0,3/1 16:15	MIN	INJ		0-0,1/0 12:05	0-1,1/2 17:14
Dec 4	@ TOR	0-0,1/1 21:45	0-0,0/0 09:45	MIN	INJ		0-0,2/1 20:01	0-0,2/0 20:01
Dec 5	@ MTL	0-0,1/1 22:09	0-0,1/0 11:18	MIN	INJ		MIN	1-0,3/1 18:18
Dec 7	@ BOS	0-0,1/2 27:10	0-0,0/1 09:42	MIN	INJ		MIN	0-0,3/1 21:56
Dec 9	Vs CGY	0-0,0/-3 25:10	0-0,1/0 12:01	MIN	INJ		MIN	1-1,3/3 21:33
Dec 11	Vs PHI	0-0,2/-1 22:46	0-0,0/0 11:57	MIN	INJ		MIN	0-0,2/1 21:46
Dec 13	Vs NJD	0-0,0/-1 19:41	0-0,5/0 11:18	MIN	INJ		MIN	0-0,3/0 19:09
Dec 16	@ STL	0-0,0/-2 22:54	0-0,2/0 10:27	MIN	INJ		MIN	0-1,2/-1 22:55
Dec 18	@ CHI	0-1,2/3 20:30	0-0,1/1 11:37	MIN	INJ		MIN	0-0,2/0 22:32
Dec 19	Vs CAR	0-0,1/0 10:26	0-0,1/0 11:03	MIN	INJ		MIN	0-0,1/0 20:54
Dec 21	Vs CHI	0-0,0/-2 22:08	0-2,1/1 10:12	MIN	INJ		MIN	1-1,3/2 22:01
Dec 23	@ VGK	0-0,0/-2 17:55	0-0,0/1 10:20	MIN	INJ		MIN	0-0,5/2 19:56
Dec 27	Vs MIN	0-0,0/1 18:17	0-0,3/0 11:00	MIN	INJ		MIN	0-0,4/1 18:39
Dec 28	@ DAL	0-0,1/-1 13:56	0-1,2/1 08:53	MIN	INJ		MIN	0-0,7/2 24:03
Dec 31	Vs WPG	0-0,2/-1 16:10	0-1,1/0 09:49	MIN	INJ		MIN	0-0,1/0 18:37
Jan 2	Vs STL	0-0,1/0 17:37	0-0,4/-1 10:32	MIN	INJ		MIN	0-0,1/0 21:39
Jan 4	@ NJD	0-0,0/1 15:23	0-0,0/1 09:27	MIN	INJ		MIN	0-0,0/2 18:03
Jan 6	@ NYI	0-0,0/0 12:50	0-0,0/-1 10:44	MIN	INJ		MIN	0-0,2/-1 21:36
Jan 7	@ NYR	0-0,0/-1 13:22	0-0,3/-1 14:09	MIN	INJ		MIN	0-0,1/0 21:16
Jan 10	Vs PIT	0-0,0/-1 18:37	0-0,1/1 10:59	MIN	INJ		MIN	0-0,3/-1 20:26
Jan 14	Vs DAL	1-0,4/1 20:44	0-0,0/0 09:26	MIN	INJ		MIN	0-1,1/1 21:28
Jan 16	Vs SJS	0-0,1/1 18:19	0-0,1/1 11:32	MIN	INJ		MIN	1-0,4/1 16:40
Jan 18	Vs STL	0-1,0/3 19:42	0-1,0/1 07:17	MIN	INJ		MIN	0-0,3/1 21:00
Jan 20	Vs DET	0-2,2/0 16:23	0-1,5/0 12:39	MIN	INJ		MIN	1-1,5/2 18:35
Feb 1	@ PHI	1-1,3/2 14:02	0-0,3/0 09:54	MIN	INJ		MIN	0-0,1/-2 19:46
Feb 4	@ BUF	1-1,2/1 19:13	0-0,1/1 13:23	MIN	INJ		MIN	0-1,1/4 20:43
Feb 6	@ OTT	0-0,1/0 16:38	0-1,0/1 09:45	MIN	INJ		MIN	0-1,5/1 22:47
Feb 8	@ CBJ	0-0,1/1 16:40	0-0,1/0 06:26	MIN	INJ		MIN	0-0,1/1 19:16
Feb 9	@ MIN	0-0,1/1 15:40	0-0,1/0 09:29	MIN	INJ		MIN	0-1,1/1 20:39
Feb 11	Vs OTT	0-0,2/0 18:20	0-0,0/0 13:25	MIN	INJ		MIN	0-1,1/2 16:27
Feb 13	Vs WSH	0-0,1/0 17:13	0-0,0/0 07:24	MIN	INJ		MIN	0-0,3/0 19:16
Feb 15	Vs LAK	0-0,1/-1 17:35	0-0,2/0 10:25	MIN	INJ		MIN	0-0,1/0 19:23
Feb 17	Vs TBL	0-0,1/-1 12:03	0-0,0/0 12:43	MIN	INJ		MIN	0-0,1/0 19:22
Feb 19	Vs NYI	0-0,2/0 19:27	0-0,1/0 09:29	MIN	INJ		MIN	0-1,2/1 17:58
Feb 21	@ ANA	0-0,0/1 16:13	0-0,2/0 13:28	MIN	INJ		MIN	0-0,1/0 17:50
Feb 22	@ LAK	0-0,0/0 15:27	0-0,1/0 20:47	MIN	INJ		0-0,1/0 07:06	1-0,3/1 18:13
Feb 26	Vs BUF	0-0,2/0 18:41	0-1,5/1 17:42	MIN	INJ		0-0,0/0 08:33	0-0,3/0 18:58
Feb 28	@ CAR	0-0,0/-1 13:57	2-0,4/2 14:53	MIN	INJ		DNP	0-0,2/1 21:57
Feb 29	@ NSH	0-0,1/0 14:48	0-1,4/0 18:54	MIN	INJ		0-0,0/0 07:44	0-0,1/0 22:04
Mar 2	@ DET	0-0,0/1 16:25	0-0,2/0 17:32	MIN	INJ		1-0(W),1/0 06:12	0-1,3/0 20:08
Mar 4	Vs ANA	0-0,1/-3 07:58	0-2,1/-2 17:55	MIN	INJ		0-0,0/-1 07:46	0-0,0/0 26:43
Mar 6	@ VAN	DNP	0-0,3/-3 18:22	MIN	INJ		0-0,3/-1 06:19	0-0,2/-1 24:19
Mar 8	@ SJS	DNP	0-0,2/1 18:27	MIN	INJ		0-0,1/0 07:23	0-0,1/1 22:50
Mar 9	@ LAK	0-0,0/1 17:43	0-0,1/-1 19:18	MIN	INJ		0-0,1/0 07:10	0-0,3/-2 23:10
Mar 11	Vs NYR	0-0,0/-1 14:20	1-0,2/0 15:29	MIN	INJ		0-0,0/-1 06:48	0-0,1/-2 23:30

PLAYER GAME-BY-GAME STATISTICS

2019-20 COLORADO AVALANCHE

Skaters: Goals-Assists (GW or GT, Shots / (+/-), TOI

Goalies: GA/Shots, Decision, Minutes Played

Date	Opp.	COLE #28	MacKINNON #29	TYNAN #36	COMPHER #37	BELLEMARE #41	BARBERIO #44	ROSEN #48
Oct 3	Vs CGY		0-1,7/0 20:11		1-0,1/2 15:51	0-0,0/0 12:21	DNP	
Oct 5	Vs MIN		0-2,3/1 22:01		0-0,1/1 13:32	1-0,1/1 13:18	DNP	
Oct 10	Vs BOS		1-1,3/0 18:42		INJ	1-0,2/1 12:24	0-0,3/1 18:30	
Oct 12	Vs ARI		0-1,3/-2 21:38		INJ	0-0,0/0 11:28	0-0,1/0 15:10	
Oct 14	@ WSH	0-0,0/2 15:57	1-1,2/2 23:28		INJ	0-0,0/-1 10:40	DNP	
Oct 16	@ PIT	0-1,1/1 16:32	1-0,6/0 23:28		0-0,1/-1 14:10	0-0,0/1 11:30	0-0,2/1 15:53	
Oct 18	@ FLA	0-2,2/4 19:18	1-0(W),5/0 21:36		0-1,3/1 13:34	0-1,1/-1 12:25	DNP	
Oct 19	@ TBL	0-1,0/3 19:39	0-1,3/1 20:36		0-2,1/2 13:06	0-0,0/0 12:44	DNP	
Oct 21	@ STL	0-0,0/0 16:55	1-0,2/-1 22:29		0-0,0/0 16:14	0-0,0/-1 10:50	DNP	
Oct 25	@ VGK	0-1,3/1 19:56	0-2,4/1 19:28		0-1,0/1 17:47	1-2,4/3 12:44	DNP	
Oct 26	Vs ANA	0-0,0/0 19:31	1-0,4/-2 21:37		0-1,3/-1 20:38	0-0,1/-1 12:50	DNP	
Oct 30	Vs FLA	0-1,2/-1 18:32	1-1,6/0 19:16		0-0,1/0 18:33	0-1,1/0 16:04	0-0,0/0 14:37	
Nov 1	Vs DAL	0-0,0/0 14:40	1-0,12/-2 23:47		0-0,4/0 18:38	0-0,4/0 16:45	DNP	
Nov 2	@ ARI	0-0,1/-1 16:21	0-0,2/-1 22:14		0-0,2/-1 19:37	0-0,2/-1 14:27	DNP	
Nov 5	@ DAL	0-0,0/-1 13:26	0-0,8/-1 20:49		1-0,3/0 19:17	0-0,0/0 13:04	DNP	
Nov 7	Vs NSH	DNP	1-3,10/2 14:28	0-0,0/1 10:41	0-1,1/1 15:04	0-0,1/1 14:22	0-0,1/0 16:31	
Nov 9	Vs CBJ	0-0,1/1 20:53	0-0,4/-1 22:03	0-0,1/0 08:04	0-0,4/2 18:02	0-0,1/1 08:16	0-0,3/1 13:47	
Nov 12	@ WPG	0-1,2/1 16:11	2-2,6/3 20:40	0-0,0/0 08:11	0-0,0/0 16:06	INJ	0-0,0/0 17:26	
Nov 14	@ EDM	0-0,0/0 15:28	0-0,3/-1 20:36	0-0,2/-1 10:30	0-0,1/2 16:43	0-0,0/-1 13:01	DNP	
Nov 16	@ VAN	0-0,0/-2 17:04	2-1(W),4/1 24:41	0-0,1/0 05:01	0-2,2/2 19:58	1-0,1/0 14:13	DNP	
Nov 19	@ CGY	0-0,0/1 20:20	0-2,5/1 21:37	0-0,0/0 09:14	0-1,0/1 15:08	0-0,1/0 17:11	DNP	
Nov 21	@ MIN	0-0,0/0 16:07	0-1,2/0 21:40	0-0,0/0 09:45	0-0,3/0 21:57	0-0,1/-1 14:36	DNP	
Nov 23	Vs TOR	0-1,4/-1 13:11	1-0,4/0 25:14	0-0,0/-1 07:28	0-0,1/-3 18:35	0-0,1/1 11:28	DNP	
Nov 27	Vs EDM	0-1,2/1 15:18	1-1,10/1 23:38	0-0,0/0 07:54	0-0,5/1 17:05	0-0,1/1 12:37	DNP	0-1,2/0 15:43
Nov 29	@ CHI	0-0,1/-2 18:55	1-3,2/3 18:18	0-0,1/-1 11:01	1-2,1/1 17:02	0-0,0/1 15:17	DNP	0-0,2/-1 16:03
Nov 30	Vs CHI	0-1,0/3 21:33	1-2,5/1 12:32	0-1,1/1 12:03	0-0,2/2 19:09	0-0,1/0 15:29	DNP	0-0,1/1 14:24
Dec 4	@ TOR	0-0,0/1 16:29	1-1,2/1 20:52	0-0,0/0 07:44	0-0,0/-1 17:06	0-0,3/0 15:01	DNP	0-0,1/0 11:50
Dec 5	@ MTL	0-0,4/0 18:58	0-0,2/2 21:56	0-0,1/0 06:29	0-1,0/1 15:28	0-0,1/-1 13:32	0-0,3/1 12:43	DNP
Dec 7	@ BOS	1-0(W),1/1 17:17	0-1,5/0 18:12	0-0,0/0 08:17	0-0,2/0 14:57	0-1,0/2 17:16	0-1,0/1 15:53	DNP
Dec 9	Vs CGY	0-1,2/3 20:08	1-1,8/-2 23:41	MIN	0-1,0/1 17:38	0-0,0/1 14:47	0-0,1/0 14:35	0-0,1/-1 13:08
Dec 11	Vs PHI	0-0,2/0 21:51	0-1,4/0 20:04	MIN	0-1,0/1 11:34	0-1,0/1 14:13	0-0,2/2 15:52	0-1,0/2 12:23
Dec 13	Vs NJD	0-0,1/1 17:26	1-1,5/0 19:34	MIN	0-0,1/0 13:41	0-0,1/1 12:25	0-1,2/1 16:44	0-0,3/1 16:48
Dec 16	@ STL	0-0,1/1 21:06	0-1,4/-2 19:09	MIN	0-0,2/-1 12:33	0-0,1/0 13:56	0-0,2/0 18:14	0-0,0/0 10:15
Dec 18	@ CHI	1-1,5/3 21:31	1-0(W),5/3 18:17	MIN	0-0,3/-1 13:41	0-0,3/0 15:39	0-0,1/-1 16:07	DNP
Dec 19	Vs CAR	0-0,1/-2 16:59	0-1,2/-1 23:31	MIN	0-0,1/-1 12:07	0-0,1/-1 11:12	DNP	DNP
Dec 21	Vs CHI	0-1,1/0 14:59	0-0,2/-3 20:39	MIN	0-0,0/-1 06:27	0-0,0/0 13:59	DNP	MIN
Dec 23	@ VGK	0-1,1/2 15:16	0-2,2/-2 23:34	MIN	0-2,1/1 12:12	2-0,4/2 12:05	DNP	MIN
Dec 27	Vs MIN	0-1,2/1 15:03	1-0,5/-1 21:31	MIN	0-0,2/-1 12:35	0-2,1/0 11:36	DNP	MIN
Dec 28	@ DAL	1-0,1/1 18:58	0-0,3/1 23:18	MIN	1-0,1/2 13:02	0-0,1/-1 15:00	DNP	MIN
Dec 31	Vs WPG	0-0,1/-1 15:10	2-0,9/-4 22:19	MIN	0-0,0/0 12:11	0-0,1/0 11:57	INJ	MIN
Jan 2	Vs STL	0-0,0/1 17:12	1-3,6/2 18:22	MIN	1-0,4/0 17:13	0-0,3/-1 12:26	DNP	MIN
Jan 4	@ NJD	1-1,2/2 20:33	0-2,3/2 20:29	MIN	0-0,4/-1 16:23	1-1,2/2 13:24	DNP	MIN
Jan 6	@ NYI	0-0,1/-1 14:30	0-0,7/-1 21:33	MIN	0-0,3/0 13:37	0-0,0/0 10:13	DNP	MIN
Jan 7	@ NYR	0-0,1/-1 14:07	1-0,3/0 23:50	MIN	2-0,4/-1 19:41	0-0,1/-1 13:47	DNP	MIN
Jan 10	Vs PIT	0-0,0/-1 15:51	1-0,6/0 23:19	MIN	0-0,0/0 13:37	0-0,2/-2 14:42	DNP	MIN
Jan 14	Vs DAL	0-0,3/1 17:52	0-2,5/1 22:13	MIN	0-0,2/0 13:38	0-0,1/0 13:40	DNP	MIN
Jan 16	Vs SJS	0-0,1/1 17:06	0-0,3/1 19:09	MIN	0-0,1/0 14:51	0-1,5/1 11:36	DNP	MIN
Jan 18	Vs STL	0-2,0/1 19:11	1-1,3/1 18:21	MIN	0-0,0/0 16:19	0-1,0/1 16:13	DNP	MIN
Jan 20	Vs DET	0-1,1/0 17:36	2-0,8/2 19:40	MIN	0-0,1/-1 16:14	0-0,1/-1 13:15	DNP	MIN
Feb 1	@ PHI	0-0,0/1 16:51	0-0,3/-3 21:31	MIN	0-0,2/-1 16:22	0-0,1/-1 14:52	DNP	MIN
Feb 4	@ BUF	0-0,2/1 19:49	0-1,4/0 19:36	MIN	0-0,1/0 13:23	0-0,0/0 11:56	DNP	MIN
Feb 6	@ OTT	0-0,3/0 18:57	0-1,3/-1 19:05	MIN	1-0,2/1 14:30	0-1,2/1 10:56	MIN	DNP
Feb 8	@ CBJ	0-0,2/1 19:57	1-0(W),4/1 21:12	MIN	0-0,0/0 18:20	0-0,0/0 08:51	MIN	DNP
Feb 9	@ MIN	0-1,3/2 18:10	1-0,4/0 23:12	MIN	0-1,2/1 17:11	1-0,2/1 11:24	MIN	DNP
Feb 11	Vs OTT	0-0,2/0 17:20	0-2,4/2 20:17	MIN	0-0,3/0 15:00	0-0,1/0 14:06	MIN	MIN
Feb 13	Vs WSH	0-0,5/0 18:06	0-2,9/0 22:44	MIN	0-0,0/0 18:34	0-0,1/0 14:04	DNP	MIN
Feb 15	Vs LAK	0-0,3/0 18:22	0-0,5/-1 20:19	DNP	0-0,1/-2 16:56	0-0,1/0 12:58	DNP	MIN
Feb 17	Vs TBL	0-0,1/-1 19:33	1-1,5/0 27:13	0-0,0/0 07:20	0-0,2/0 17:13	0-0,2/-2 11:29	DNP	MIN
Feb 19	Vs NYI	0-0,2/0 18:33	0-2,2/2 22:04	0-0,0/0 05:53	0-0,2/1 19:28	0-0,1/-1 13:52	DNP	MIN
Feb 21	@ ANA	0-0,1/0 20:50	0-0,6/0 20:56	MIN	1-0(W),2/1 18:41	0-0,1/0 15:00	DNP	MIN
Feb 22	@ LAK	0-1,2/0 17:16	0-0,7/1 29:04	MIN	0-0,1/0 21:50	0-0,2/0 12:38	DNP	MIN
Feb 26	Vs BUF	0-0,2/0 18:41	0-1,2/0 22:22	MIN	1-1(W),3/1 21:18	0-0,3/-1 15:34	DNP	MIN
Feb 28	@ CAR	0-0,1/-2 19:01	0-0,6/1 22:55	MIN	0-0,1/1 19:10	0-0,2/0 14:43	DNP	
Feb 29	@ NSH	0-0,0/0 16:44	0-0,5/1 21:18	MIN	0-0,2/0 21:31	0-0,1/0 13:02	0-0,0/0 08:22	
Mar 2	@ DET	0-0,3/-1 17:53	0-1,5/1 22:55	MIN	0-0,0/0 21:43	0-0,0/-1 10:49	0-0,3/1 14:00	
Mar 4	Vs ANA	0-0,2/0 23:16	1-1,8/0 23:37	MIN	0-0,3/-1 23:26	0-0,2/0 11:09	0-0,1/-2 11:22	
Mar 6	@ VAN	0-0,1/-3 08:46	0-2,4/1 21:58	MIN	0-0,1/-3 19:29	0-0,2/-1 15:37	0-0,2/-1 16:20	
Mar 8	@ SJS	0-0,3/0 19:00	1-2,2/2 21:50	MIN	0-2,2/1 19:59	0-0,2/-1 14:38	0-0,0/0 12:00	
Mar 9	@ LAK	0-1,2/-1 16:20	0-0,1/-1 09:53	MIN	0-0,2/0 19:58	1-0,1/1 18:11	0-0,1/-1 05:12	
Mar 11	Vs NYR	0-0,1/0 16:03	INJ	MIN	1-0(W),2/-1 25:38	0-1,2/0 18:12	0-0,1/-1 06:47	

PLAYER GAME-BY-GAME STATISTICS

2019-20 COLORADO AVALANCHE

Skaters: Goals-Assists (GW or GT, Shots / (+/-), TOI)

Goalies: GA/Shots, Decision, Minutes Played

Date	Opp.	GIRARD #49	LINDHOLM #54	KAUT #61	DONSKOI #72	KAMENEV #81	NIETO #83	NAMESTNIKOV #90
Oct 3	Vs CGY	0-1,2/-1 21:21			2-0,3/1 14:38	DNP	0-1,1/1 13:41	
Oct 5	Vs MIN	0-0,3/-1 22:15			0-0,2/-1 14:58	DNP	0-0,2/0 12:33	
Oct 10	Vs BOS	0-0,1/1 23:13			0-0,2/0 13:20	DNP	0-0,0/0 13:06	
Oct 12	Vs ARI	0-1,0/1 23:52			0-0,0/0 16:13	DNP	0-0,1/1 12:15	
Oct 14	@ WSH	0-0,3/0 22:28			0-1,1/1 13:34	DNP	1-0,1/1 11:33	
Oct 16	@ PIT	0-0,1/-1 23:49			0-0,0/-1 14:14	DNP	0-1,1/1 13:54	
Oct 18	@ FLA	0-1,1/-2 21:45			1-2,3/2 19:01	DNP	1-0,3/-1 12:07	
Oct 19	@ TBL	0-1,2/1 22:50			0-0,3/1 14:49	DNP	0-0,1/0 13:32	
Oct 21	@ STL	0-0,0/-1 22:12			0-0,0/-1 16:04	DNP	0-0,1/-1 10:32	
Oct 25	@ VGK	0-1,1/2 18:48			0-0,1/0 14:29	DNP	0-1,3/2 12:40	
Oct 26	Vs ANA	0-0,2/-2 21:58			1-0,2/-2 15:47	DNP	0-0,4/-1 12:11	
Oct 30	Vs FLA	0-1,0/1 24:25			1-0,2/0 18:44	0-0,3/0 09:54	1-0,3/0 16:03	
Nov 1	Vs DAL	0-0,0/-2 24:13			0-0,1/-2 19:24	0-0,0/0 09:06	0-0,1/0 16:23	
Nov 2	@ ARI	0-0,2/-1 23:21			0-0,1/0 20:36	0-0,0/0 10:29	0-0,1/-1 16:12	
Nov 5	@ DAL	0-0,1/-1 15:34			0-0,2/-2 18:59	0-1,1/1 11:25	0-0,1/-1 14:25	
Nov 7	Vs NSH	0-0,3/2 24:36			3-0,6/2 19:07	0-1,0/1 11:18	1-1,1/2 13:33	
Nov 9	Vs CBJ	1-0,3/1 21:39			0-0,1/-1 21:35	0-1,0/0 08:05	0-1,3/1 15:44	
Nov 12	@ WPG	0-0,0/1 20:19			1-2,2/2 20:15	0-0,1/0 08:24	0-0,1/0 17:10	
Nov 14	@ EDM	0-0,2/0 19:45			0-0,1/-1 20:17	0-0,0/0 09:26	0-0,0/-1 12:56	
Nov 16	@ VAN	0-0,1/1 19:06			0-0,3/-1 20:48	0-0,1/0 05:54	0-0,0/0 15:26	
Nov 19	@ CGY	0-0,2/-1 20:17			0-1,3/1 20:39	1-0(W),2/1 09:23	0-0,1/-1 15:16	
Nov 21	@ MIN	0-1,1/-1 16:10			0-0,2/-1 22:58	0-0,1/0 06:19	0-0,2/-1 12:31	
Nov 23	Vs TOR	0-0,1/1 24:30			0-1,4/0 23:41	0-0,2/-1 09:00	0-0,2/-2 15:35	
Nov 27	Vs EDM	0-0,3/1 21:37			0-2,1/1 21:22	0-0,3/0 09:49	1-0(W),3/1 14:32	
Nov 29	@ CHI	0-0,0/2 22:39			0-0,1/1 16:45	0-0,1/-1 11:12	0-1,0/2 15:42	
Nov 30	Vs CHI	0-2,1/2 19:01			2-2(W),3/3 15:40	0-0,0/0 13:25	0-1,0/1 16:46	
Dec 4	@ TOR	0-0,2/0 22:00			1-0,4/1 19:19	INJ	0-0,0/0 15:50	
Dec 5	@ MTL	0-0,0/0 21:23			0-0,0/0 17:17	INJ	0-0,0/0 13:35	
Dec 7	@ BOS	0-0,0/1 21:26			0-2,0/2 13:30	0-0,0/0 09:03	0-1,0/2 15:31	
Dec 9	Vs CGY	0-0,1/-1 23:41			1-1,3/1 14:36	0-0,2/0 08:32	0-1,1/1 11:19	
Dec 11	Vs PHI	0-0,1/0 22:46			0-0,0/-1 16:25	DNP	0-0,5/0 11:53	
Dec 13	Vs NJD	0-1,0/0 20:56			0-0,2/-1 13:47	DNP	0-1,2/1 13:53	
Dec 16	@ STL	0-1,1/-1 21:18	DNP		0-0,1/-1 12:42	DNP	0-0,0/0 12:03	
Dec 18	@ CHI	0-0,3/0 23:50	0-1,0/1 12:01		0-0,1/0 12:50	DNP	0-0,2/-1 15:14	
Dec 19	Vs CAR	0-1,0/-3 27:16	0-0,0/0 11:18		0-0,3/-2 15:01	DNP	0-0,0/-1 12:19	
Dec 21	Vs CHI	0-0,2/-3 21:08	0-0,1/-1 11:46		0-1,0/0 18:54	DNP	0-0,3/1 09:06	
Dec 23	@ VGK	0-1,0/-1 24:18	0-0,0/1 12:02		0-0,1/1 14:57	DNP	1-0,3/2 11:30	
Dec 27	Vs MIN	0-0,2/-2 20:37	MIN		0-0,8/-1 14:45	DNP	0-0,0/0 12:09	
Dec 28	@ DAL	0-0,4/-1 16:16	MIN		0-0,1/0 12:48	DNP	0-2,4/2 11:04	
Dec 31	Vs WPG	0-2,2/0 21:55	MIN		0-0,1/-3 21:16	DNP	0-0,1/0 08:42	
Jan 2	Vs STL	0-4,3/2 20:11	MIN		1-0,4/2 16:12	DNP	0-0,0/-1 12:17	
Jan 4	@ NJD	0-2,1/1 20:23	MIN		0-0,2/0 18:54	0-1,1/1 09:37	0-0,1/0 15:11	
Jan 6	@ NYI	0-0,1/0 23:07	MIN		0-0,3/0 16:47	DNP	0-0,1/-1 09:49	
Jan 7	@ NYR	0-1,1/2 19:48	MIN		0-0,0/0 04:07	DNP	0-0,1/-1 12:52	
Jan 10	Vs PIT	0-2,1/0 25:17	MIN		INJ	0-0,0/0 07:53	0-0,1/0 13:44	
Jan 14	Vs DAL	0-0,3/-1 20:43	MIN		INJ	0-0,1/-1 09:28	0-0,1/0 13:55	
Jan 16	Vs SJS	0-0,0/1 22:42	MIN		INJ	0-1,0/1 11:12	0-0,1/1 11:26	
Jan 18	Vs STL	0-1,1/1 17:33	MIN		INJ	0-0,3/0 08:01	0-0,1/0 11:07	
Jan 20	Vs DET	0-0,3/-1 19:13	MIN		INJ	0-0,0/0 10:46	1-0(W),1/1 11:10	
Feb 1	@ PHI	0-0,0/-2 20:01	MIN		0-0,2/-1 13:07	DNP	0-0,3/0 12:01	
Feb 4	@ BUF	1-0,1/1 20:03	MIN		0-1,2/1 12:17	DNP	0-0,0/1 12:52	
Feb 6	@ OTT	0-0,1/1 19:44	MIN		0-0,0/1 12:27	DNP	1-0(W),3/1 10:56	
Feb 8	@ CBJ	0-0,1/0 18:32	MIN		0-0,1/0 13:49	DNP	0-0,0/0 12:37	
Feb 9	@ MIN	0-0,0/0 17:43	MIN		0-0,0/1 16:35	DNP	0-0,2/0 12:35	
Feb 11	Vs OTT	0-1,1/0 19:51	MIN		0-0,2/0 18:47	0-0,2/0 08:31	0-0,0/0 12:57	
Feb 13	Vs WSH	0-0,3/0 18:14	MIN		0-0,1/0 14:17	0-1,0/1 06:54	0-0,0/0 11:53	
Feb 15	Vs LAK	1-0,3/0 21:20	MIN		0-0,0/-1 15:52	0-0,1/0 09:11	0-0,0/0 11:04	
Feb 17	Vs TBL	0-0,2/-1 20:53	MIN		0-0,2/0 17:29	0-0,0/0 11:02	0-0,2/-3 13:16	
Feb 19	Vs NYI	0-0,1/1 21:07	MIN	0-0,0/0 07:47	1-0,3/1 17:02	0-0,0/0 08:31	0-0,1/-1 15:35	
Feb 21	@ ANA	0-0,1/1 18:15	MIN	0-1,1/1 10:33	0-0,2/0 16:04	0-0,1/0 07:55	0-0,0/1 15:31	
Feb 22	@ LAK	0-0,1/0 20:57	MIN	0-0,1/0 10:38	0-0,1/0 16:04	0-0,0/0 10:30	0-0,2/0 12:46	
Feb 26	Vs BUF	0-1,1/-1 18:28	MIN	1-0,2/-2 11:13	0-1,2/1 14:15	0-1,1/-1 05:52	0-0,0/-1 11:33	0-0,2/-1 12:17
Feb 28	@ CAR	1-1(W),3/2 18:11	MIN	0-0,2/0 11:52	0-0,1/1 12:38	0-0,0/-1 07:51	0-0,0/0 13:13	0-1,0/1 13:23
Feb 29	@ NSH	0-1,1/1 17:22	MIN	1-0,3/0 09:07	0-0,0/1 14:03	DNP	0-0,0/-1 14:31	0-0,1/0 13:11
Mar 2	@ DET	0-0,0/0 21:10	MIN	0-0,1/1 09:51	0-0,2/0 15:46	0-0,1/-1 05:54	0-0,2/0 16:40	1-0,1/1 15:52
Mar 4	Vs ANA	0-1,4/-1 28:41	MIN	0-0,1/-1 09:21	0-0,1/0 15:15	0-0,0/0 07:11	0-0,2/0 17:09	1-0,2/-1 14:48
Mar 6	@ VAN	0-0,1/0 23:39	MIN	MIN	0-0,0/-3 14:21	0-0,2/-1 06:26	0-1,1/0 14:43	0-0,0/2 16:16
Mar 8	@ SJS	0-0,0/3 22:22	MIN	MIN	1-0(W),1/1 15:01	0-0,0/0 08:14	0-0,1/-1 16:26	1-1,1/2 18:04
Mar 9	@ LAK	0-0,1/-1 24:01	MIN	MIN	0-0,2/-1 16:24	0-0,1/-1 09:47	0-0,0/1 16:28	0-0,0/-2 16:26
Mar 11	Vs NYR	0-0,2/0 21:51	MIN	0-0,2/0 10:52	0-0,2/0 12:45	0-0,1/0 09:36	0-0,1/0 18:31	1-0,3/0 14:20

PLAYER GAME-BY-GAME STATISTICS

2019-20 COLORADO AVALANCHE

Skaters: Goals-Assists (GW or GT, Shots / (+/-), TOI

Goalies: GA/Shots, Decision, Minutes Played

Date	Opp.	KADRI #91	LANDESKOG #92	BURAKOVSKY #95	RANTANEN #96	WERNER #30	GRUBAUER #31	MISKA #32
Oct 3	Vs CGY	0-0,3/0 17:17	0-1,1/0 20:16	0-1,1/0 15:19	2-0(W),5/0 18:30		3/30 W 59:52	
Oct 5	Vs MIN	0-0,1/0 14:33	1-0(W),3/1 21:20	0-0,2/0 10:06	1-1,2/1 21:02		2/31 W 60:00	
Oct 10	Vs BOS	0-0,1/0 16:21	1-1,5/0 19:21	1-0(W),2/0 12:25	0-1,2/0 20:21		2/41 W 60:00	
Oct 12	Vs ARI	1-0,3/0 19:45	0-0,3/-2 21:49	1-1(W),4/2 16:00	0-1,4/-1 19:59		DND	
Oct 14	@ WSH	1-2,3/1 16:34	0-2,2/-1 23:04	0-1,3/1 13:02	1-2(W),1/1 22:10		3/32 W 59:16	
Oct 16	@ PIT	0-0,2/-1 14:57	0-0,0/0 22:19	0-0,0/-1 13:26	0-1,4/0 20:45		3/32 O 63:57	
Oct 18	@ FLA	0-0,2/2 18:34	0-0,5/-1 18:56	2-1,4/2 14:31	0-0,3/-1 20:21		4/44 W 63:03	
Oct 19	@ TBL	1-0,1/1 16:52	1-0(W),2/0 18:14	0-0,1/1 15:44	1-0,2/1 18:22		DND	
Oct 21	@ STL	0-0,3/0 18:42	0-0,0/0 19:35	0-0,2/-1 17:21	0-1,1/0 08:24		3/25 L 59:38	
Oct 25	@ VGK	2-0(W),4/1 15:33	0-0,3/1 18:34	0-0,2/-1 12:48	INJ		1/26 W 60:00	
Oct 26	Vs ANA	0-0,2/-2 20:02	0-0,2/-2 20:30	0-1,1/-2 15:44	INJ		DND	
Oct 30	Vs FLA	0-1,2/1 16:36	INJ	0-0,3/0 14:03	INJ		4/38 O 60:29	
Nov 1	Vs DAL	0-1,3/-2 21:26	INJ	0-0,2/-1 18:32	INJ		2/29 L 58:23	
Nov 2	@ ARI	0-0,2/0 17:07	INJ	0-0,1/0 16:15	INJ		DND	
Nov 5	@ DAL	0-0,3/-1 17:47	INJ	0-0,2/0 16:03	INJ		4/38 L 59:42	
Nov 7	Vs NSH	0-1,1/-1 18:44	INJ	1-2(W),2/0 16:45	INJ	DND	INJ	
Nov 9	Vs CBJ	1-1,2/1 15:56	INJ	0-0,1/0 12:51	INJ	DND	INJ	
Nov 12	@ WPG	0-1,3/1 17:15	INJ	0-0,0/0 15:37	INJ	0/40 W 59:29	INJ	
Nov 14	@ EDM	0-1,6/1 18:55	INJ	2-0,5/2 18:50	INJ	5/18 L 28:21	INJ	
Nov 16	@ VAN	1-0,2/1 18:10	INJ	1-1,2/2 18:20	INJ	DND	INJ	
Nov 19	@ CGY	0-0,5/-1 17:03	INJ	2-0,2/1 18:28	INJ	MIN	2/33 W 60:00	
Nov 21	@ MIN	0-0,2/1 20:47	INJ	0-2,2/0 20:40	INJ	MIN	3/31 L 57:15	
Nov 23	Vs TOR	0-2,4/0 23:26	INJ	1-0,3/-3 19:40	INJ	MIN	4/15 L 20:00	
Nov 27	Vs EDM	1-0,4/2 20:46	INJ	0-0,4/-1 13:40	INJ	MIN	1/20 W 60:00	
Nov 29	@ CHI	0-0,2/-1 16:58	INJ	INJ	INJ	MIN	DND	
Nov 30	Vs CHI	2-0,4/0 14:35	INJ	INJ	1-3,2/1 10:43	MIN	3/29 W 60:00	
Dec 4	@ TOR	0-0,1/-1 17:27	INJ	INJ	0-1,1/0 18:49	MIN	1/39 W 60:00	
Dec 5	@ MTL	INJ	1-0,1/1 18:34	0-0,3/0 12:38	0-1,2/1 21:33	MIN	DND	
Dec 7	@ BOS	INJ	1-0,4/0 17:58	1-0,1/2 15:19	0-0,2/-1 19:44	MIN	1/4 17:25	
Dec 9	Vs CGY	INJ	0-0,2/-1 20:11	0-1,0/0 13:54	0-1,0/0 21:17	DND	INJ	
Dec 11	Vs PHI	0-1,1/1 15:43	0-0,1/1 17:37	0-0,0/-1 14:51	2-0(W),3/2 17:08	DND	INJ	
Dec 13	Vs NJD	0-0,2/0 18:17	1-0,2/0 17:33	0-0,2/-1 13:13	0-1,1/1 19:52	MIN	DND	
Dec 16	@ STL	1-0,3/-1 17:13	0-0,3/0 16:27	0-0,1/-1 16:45	1-0,3/-2 20:08	MIN	4/34 L 59:42	
Dec 18	@ CHI	0-0,4/1 15:15	0-2,1/3 16:40	1-0,1/1 11:14	1-1,1/3 17:43	MIN	DND	
Dec 19	Vs CAR	0-0,3/-1 19:44	1-0,4/-1 22:27	0-0,1/0 11:55	0-0,3/-1 22:23	MIN	2/39 L 58:34	
Dec 21	Vs CHI	0-0,2/-1 19:50	0-0,2/-4 17:45	0-0,2/-1 13:52	0-0,3/-4 20:38	MIN	4/31 L 58:14	
Dec 23	@ VGK	1-0,4/0 19:24	1-0(W),3/-1 21:59	0-0,2/-1 11:25	0-0,3/-2 22:04	MIN	DND	
Dec 27	Vs MIN	0-0,2/1 17:26	1-0,7/-2 22:20	0-0,1/0 12:28	0-1,2/-1 22:08	MIN	DND	
Dec 28	@ DAL	0-0,1/0 19:01	0-0,2/0 19:59	0-0,3/0 13:47	0-0,4/0 21:01	MIN	2/40 O 65:00	
Dec 31	Vs WPG	1-1,2/-2 18:17	1-0,5/-3 18:57	0-0,2/0 18:31	0-1,4/-3 20:26	MIN	5/24 L 58:59	
Jan 2	Vs STL	2-0,4/1 16:32	0-1,3/2 17:42	0-1,2/-1 11:55	1-0,3/0 16:52	MIN	3/27 W 60:00	
Jan 4	@ NJD	0-0,5/-1 14:22	0-0,2/2 18:09	0-0,3/0 13:17	3-0(W),3/3 14:58	MIN	2/30 W 60:00	
Jan 6	@ NYI	0-0,4/0 19:19	0-0,4/0 21:38	0-0,4/0 13:56	0-0,0/0 18:53	MIN	DND	
Jan 7	@ NYR	0-0,1/-1 14:39	0-0,4/0 19:47	0-2,2/1 14:19	0-0,2/-1 21:34	MIN	4/28 L 58:23	
Jan 10	Vs PIT	0-0,3/-1 18:32	1-1,5/-1 20:36	0-1,0/1 14:47	0-0,1/0 18:44	MIN	DND	
Jan 14	Vs DAL	0-0,4/-1 18:00	1-0,2/1 20:09	0-0,3/-1 14:06	0-0,6/2 19:38	MIN	3/30 O 61:44	
Jan 16	Vs SJS	0-1,4/2 14:06	0-0,2/0 18:22	0-1,2/1 15:19	0-0,5/0 19:52	MIN	0/27 W 60:00	
Jan 18	Vs STL	0-0,0/1 17:20	1-0,2/1 16:54	2-0(W),3/2 16:55	0-1,0/0 17:21	MIN	3/24 W 59:52	
Jan 20	Vs DET	2-1,4/1 18:36	0-0,3/1 20:29	0-2,2/1 15:21	0-2,2/2 18:51	MIN	DND	
Feb 1	@ PHI	0-1,1/0 15:40	0-1,4/-3 18:41	1-1,1/1 12:03	1-0,3/-2 18:44	MIN	5/27 L 57:16	
Feb 4	@ BUF	1-1,4/3 15:19	0-1,2/1 16:35	1-3(W),1/3 15:16	1-0,1/1 16:44	MIN	1/24 W 60:00	
Feb 6	@ OTT	0-0,0/1 17:06	0-0,1/-1 18:23	0-1,1/1 15:40	0-1,1/-1 18:50	MIN	1/26 W 60:00	
Feb 8	@ CBJ	1-0,3/1 16:48	0-1,1/1 15:50	0-0,0/1 12:12	0-0,3/1 18:19	MIN	1/32 W 60:00	
Feb 9	@ MIN	0-1,1/0 10:06	1-0(W),4/1 20:00	0-0,1/0 13:30	0-0,5/0 22:00	MIN	DND	
Feb 11	Vs OTT	INJ	1-0,4/1 20:46	0-1,1/1 14:22	1-0(W),4/2 20:11	MIN	0/34 W 60:00	
Feb 13	Vs WSH	INJ	0-0,1/-1 19:33	1-1,1/1 17:50	1-0,3/-1 21:37	MIN	3/38 L 57:49	
Feb 15	Vs LAK	INJ	0-0,1/-2 18:11	0-0,1/-1 17:38	0-1,2/-1 18:57	MIN	1/15 42:33	
Feb 17	Vs TBL	INJ	0-2,3/2 24:16	1-0,2/0 24:28	0-1,1/-1 08:17	MIN	INJ	DND
Feb 19	Vs NYI	INJ	1-0,2/2 21:15	1-0(W),2/2 20:04	INJ	MIN	INJ	DND
Feb 21	@ ANA	INJ	0-0,2/0 20:06	0-0,3/0 17:46	INJ	MIN	INJ	DND
Feb 22	@ LAK	INJ	0-1,3/1 25:51	INJ	INJ	MIN	INJ	DND
Feb 26	Vs BUF	INJ	1-0,2/0 22:26	INJ	INJ	MIN	INJ	MIN
Feb 28	@ CAR	INJ	0-1,2/0 19:50	0-0,1/-1 14:52	INJ	MIN	INJ	MIN
Feb 29	@ NSH	INJ	1-0,5/0 22:44	INJ	INJ	MIN	INJ	MIN
Mar 2	@ DET	INJ	0-1,1/1 20:55	INJ	INJ	MIN	INJ	MIN
Mar 4	Vs ANA	INJ	1-2,6/-1 23:32	INJ	INJ	MIN	INJ	MIN
Mar 6	@ VAN	INJ	1-1,3/0 20:35	INJ	INJ	MIN	INJ	MIN
Mar 8	@ SJS	INJ	1-2,2/2 22:06	INJ	INJ	MIN	INJ	MIN
Mar 9	@ LAK	INJ	0-0,1/-1 21:53	INJ	INJ	MIN	INJ	MIN
Mar 11	Vs NYR	INJ	0-2,5/0 21:56	INJ	INJ	MIN	INJ	MIN

PLAYER GAME-BY-GAME STATISTICS

2019-20 COLORADO AVALANCHE

Skaters: Goals-Assists (GW or GT, Shots / (+/-), TOI)

Goalies: GA/Shots, Decision, Minutes Played

Date	Opp.	BIBEAU #35	HUTCHINSON #35	FRANCOUZ #39
Oct 3	Vs CGY			DND
Oct 5	Vs MIN			DND
Oct 10	Vs BOS			DND
Oct 12	Vs ARI			2/36 W 63:16
Oct 14	@ WSH			DND
Oct 16	@ PIT			DND
Oct 18	@ FLA			DND
Oct 19	@ TBL			2/46 W 60:00
Oct 21	@ STL			DND
Oct 25	@ VGK			DND
Oct 26	Vs ANA			4/26 L 59:08
Oct 30	Vs FLA			DND
Nov 1	Vs DAL			DND
Nov 2	@ ARI			3/28 L 59:43
Nov 5	@ DAL			DND
Nov 7	Vs NSH			4/24 W 59:34
Nov 9	Vs CBJ			2/41 W 60:00
Nov 12	@ WPG			0/0 00:31
Nov 14	@ EDM	1/10 31:24		INJ
Nov 16	@ VAN	4/32 W 60:21		INJ
Nov 19	@ CGY	MIN		DND
Nov 21	@ MIN	MIN		DND
Nov 23	Vs TOR	MIN		0/12 37:11
Nov 27	Vs EDM	MIN		DND
Nov 29	@ CHI	MIN		2/36 W 60:00
Nov 30	Vs CHI	MIN		DND
Dec 4	@ TOR	MIN		DND
Dec 5	@ MTL	MIN		2/40 W 60:00
Dec 7	@ BOS	MIN		0/16 W 42:35
Dec 9	Vs CGY	MIN		5/33 O 62:09
Dec 11	Vs PHI	MIN		1/33 W 60:00
Dec 13	Vs NJD	MIN		1/38 W 60:00
Dec 16	@ STL	MIN		DND
Dec 18	@ CHI	MIN		1/32 W 60:00
Dec 19	Vs CAR	MIN		DND
Dec 21	Vs CHI	MIN		DND
Dec 23	@ VGK	MIN		3/32 W 60:00
Dec 27	Vs MIN	MIN		5/32 L 58:30
Dec 28	@ DAL	MIN		DND
Dec 31	Vs WPG	MIN		DND
Jan 2	Vs STL	MIN		DND
Jan 4	@ NJD	MIN		DND
Jan 6	@ NYI	MIN		1/33 L 58:33
Jan 7	@ NYR	MIN		DND
Jan 10	Vs PIT	MIN		4/30 O 62:57
Jan 14	Vs DAL	MIN		DND
Jan 16	Vs SJS	MIN		DND
Jan 18	Vs STL	MIN		DND
Jan 20	Vs DET	MIN		3/25 W 60:00
Feb 1	@ PHI	MIN		DND
Feb 4	@ BUF	MIN		DND
Feb 6	@ OTT	MIN		DND
Feb 8	@ CBJ	MIN		DND
Feb 9	@ MIN	MIN		2/36 W 60:00
Feb 11	Vs OTT	MIN		DND
Feb 13	Vs WSH	MIN		DND
Feb 15	Vs LAK	MIN		1/7 L 16:56
Feb 17	Vs TBL	MIN		4/27 O 63:03
Feb 19	Vs NYI	MIN		1/28 W 59:32
Feb 21	@ ANA	MIN		0/26 W 60:00
Feb 22	@ LAK	MIN		1/21 W 64:43
Feb 26	Vs BUF	MIN	DND	2/33 W 59:57
Feb 28	@ CAR	MIN	DND	2/47 W 60:00
Feb 29	@ NSH	MIN	DND	2/32 W 60:00
Mar 2	@ DET	MIN	1/18 W 60:00	DND
Mar 4	Vs ANA	MIN	DND	4/30 O 64:55
Mar 6	@ VAN	MIN	DND	5/24 L 59:44
Mar 8	@ SJS	MIN	DND	3/25 W 60:00
Mar 9	@ LAK	MIN	DND	3/35 L 58:39
Mar 11	Vs NYR	MIN	DND	2/32 W 62:50

TRANSACTIONS

2019-20 REGULAR SEASON

Sept. 16	–	Josh Anderson, Travis Barron, Josh Dickinson, Brandon Saigeon, Igor Shvyrev reassigned to the Colorado Eagles (AHL) ... Trent Miner reassigned to Vancouver (WHL).
Sept. 17	–	Sasha Larocque reassigned to the Colorado Eagles (AHL) ... Alex Beaucage reassigned to Rouyn-Noranda (QMJHL) ... Luka Burzan reassigned to Brandon (WHL) ... Sasha Mutala reassigned to Tri-City (WHL).
Sept. 22	–	Erik Condra, Kevin Davis, Nick Henry, Ty Lewis, Nicolas Meloche, Peter Tischke, Adam Werner reassigned to the Colorado Eagles (AHL) ... Mark Alt, Anton Lindholm placed on waivers ... Colin Campbell released from his Professional Tryout (PTO).
Sept. 23	–	Mark Alt, Anton Lindholm cleared waivers and reassigned to the Colorado Eagles (AHL).
Sept. 26	–	Sheldon Dries, Michael Joly, Martin Kaut, Hunter Miska, Logan O'Connor reassigned to the Colorado Eagles (AHL) ... Bowen Byram reassigned to Vancouver (WHL) ... Jacob MacDonald, Dan Renouf placed on waivers.
Sept. 27	–	Jacob MacDonald, Dan Renouf cleared waivers and reassigned to the Colorado Eagles (AHL).
Sept. 29	–	Shane Bowers reassigned to the Colorado Eagles (AHL) ... Kevin Connauton, A.J. Greer, T.J. Tynan placed on waivers
Sept. 30	–	Kevin Connauton cleared waivers ... A.J. Greer, T.J. Tynan cleared waivers and reassigned to the Colorado Eagles (AHL) ... Jayson Megna placed on waivers
Oct. 1	–	Kevin Connauton, Calle Rosen reassigned to the Colorado Eagles (AHL) ... Jayson Megna cleared waivers and reassigned to the Colorado Eagles (AHL) ... Ian Cole designated as Injured Non-Roster
Oct. 7	–	Conor Timmins reassigned to the Colorado Eagles (AHL)
Oct. 8	–	Kevin Connauton recalled from the Colorado Eagles (AHL)
Oct. 14	–	Ian Cole activated from Injured Non Roster list ... J.T. Compher placed on Injured Reserve (retroactive to Oct. 5)
Oct. 16	–	J.T. Compher activated from Injured Reserve ... Kevin Connauton reassigned to the Colorado Eagles (AHL)
Oct. 25	–	Mikko Rantanen placed on Injured Reserve (retroactive to Oct. 21)
Oct. 29	–	Gabriel Landeskog placed on Injured Reserve (retroactive to Oct. 26) ... Jayson Megna recalled from the Colorado Eagles (AHL)
Nov. 6	–	Jayson Megna reassigned to the Colorado Eagles (AHL) ... T.J. Tynan recalled from the Colorado Eagles (AHL)
Nov. 7	–	Adam Werner recalled from the Colorado Eagles (AHL) ... Colin Wilson placed on Injured Reserve (retroactive to Oct. 26)
Nov. 8	–	Nikita Zadorov placed on Injured Reserve (retroactive to Nov. 7) ... Jayson Megna recalled from the Colorado Eagles (AHL)
Nov. 11	–	Philipp Grubauer placed on Injured Reserve (retroactive to Nov. 5) ... Kevin Connauton, Logan O'Connor recalled from the Colorado Eagles (AHL)
Nov. 13	–	Logan O'Connor reassigned to the Colorado Eagles (AHL) ... Antoine Bibeau recalled from the Colorado Eagles (AHL)
Nov. 16	–	Kevin Connauton reassigned to the Colorado Eagles (AHL) ... Nikita Zadorov activated from Injured Reserve
Nov. 18	–	Matt Calvert placed on Injured Reserve (retroactive to Nov. 16) ... Logan O'Connor recalled from the Colorado Eagles (AHL)
Nov. 19	–	Adam Werner reassigned to the Colorado Eagles (AHL) ... A.J. Greer recalled from the Colorado Eagles (AHL) ... Antoine Bibeau reassigned to the Colorado Eagles (AHL) ... Philipp Grubauer activated from Injured Reserve
Nov. 22	–	Jayson Megna reassigned to the Colorado Eagles (AHL)
Nov. 23	–	A.J. Greer reassigned to the Colorado Eagles (AHL)
Nov. 24	–	Calle Rosen recalled from the Colorado Eagles (AHL)
Nov. 27	–	Erik Johnson placed on Injured Reserve (retroactive to Nov. 23)
Nov. 28	–	Sheldon Dries and A.J. Greer recalled from the Colorado Eagles (AHL)
Nov. 29	–	A.J. Greer reassigned to the Colorado Eagles (AHL)
Nov. 30	–	Sheldon Dries reassigned to the Colorado Eagles (AHL) ... Mikko Rantanen activated from Injured Reserve
Dec. 4	–	Matt Calvert activated from Injured Reserve

TRANSACTIONS

2019-20 REGULAR SEASON

Dec. 5	–	Logan O'Connor reassigned to the Colorado Eagles (AHL) ... Gabriel Landeskog activated from IR
Dec. 8	–	T.J. Tynan placed on waivers
Dec. 9	–	T.J. Tynan cleared waivers and reassigned to the Colorado Eagles (AHL) ... Adam Werner recalled from the Colorado Eagles (AHL)
Dec. 10	–	Adam Werner reassigned to the Colorado Eagles (AHL)
Dec. 11	–	Adam Werner recalled from the Colorado Eagles (AHL)
Dec. 12	–	Adam Werner reassigned to the Colorado Eagles (AHL)
Dec. 13	–	Cale Makar placed on Injured Reserve (retroactive to Dec. 7)
Dec. 15	–	Anton Lindholm recalled from the Colorado Eagles (AHL)
Dec. 16	–	Bowen Byram loaned from the Vancouver Giants (WHL) to the Canadian National Junior Team
Dec. 19	–	Erik Johnson activated from Injured Reserve ... Calle Rosen reassigned to the Colorado Eagles (AHL)
Dec. 23	–	Anton Lindholm reassigned to the Colorado Eagles (AHL)
Dec. 27	–	Cale Makar activated from Injured Reserve
Jan. 6	–	Bowen Byram returned on loan from the Canadian National Junior Team to the Vancouver Giants (WHL)
Feb. 5	–	Mark Barberio loaned to the Colorado Eagles (AHL) on conditioning assignment ... Calle Rosen recalled from Colorado (AHL)
Feb. 10	–	Calle Rosen reassigned to the Colorado Eagles (AHL) ... Hunter Miska signed to a one-year contract for the remainder of 2019-20
Feb. 11	–	Nazem Kadri placed on Injured Reserve (retroactive to Feb. 9)
Feb. 13	–	Mark Barberio returned from conditioning assignment with the Colorado Eagles (AHL)
Feb. 14	–	T.J. Tynan recalled from the Colorado Eagles (AHL)
Feb. 16	–	Hunter Miska recalled from the Colorado Eagles (AHL) ... Matt Calvert placed on Injured Reserve (retroactive to Feb. 15)
Feb. 18	–	Martin Kaut recalled from the Colorado Eagles (AHL) ... Mikko Rantanen placed on Injured Reserve (retroactive to Feb. 17)
Feb. 20	–	Sheldon Dries recalled from the Colorado Eagles (AHL) ... T.J. Tynan reassigned to the Colorado Eagles (AHL)
Feb. 21	–	Pavel Francouz signed to a two-year extension through 2021-22 ... Logan O'Connor recalled from the Colorado Eagles (AHL)
Feb. 22	–	Philipp Grubauer placed on Injured Reserve (retroactive to Feb. 15) ... Sheldon Dries reassigned to the Colorado Eagles (AHL)
Feb. 24	–	Vladislav Namestnikov acquired from the Ottawa Senators in exchange for a fourth-round selection in the 2021 NHL Draft ... Michael Hutchinson acquired from the Toronto Maple Leafs in exchange for Calle Rosen ... Hunter Miska reassigned to the Colorado Eagles (AHL)
Feb. 28	–	Logan O'Connor reassigned to the Colorado Eagles (AHL)
Feb. 29	–	Logan O'Connor recalled from the Colorado Eagles (AHL)
Mar. 5	–	Martin Kaut reassigned to the Colorado Eagles (AHL) ... Kevin Connauton, Sheldon Dries recalled from the Colorado Eagles (AHL)
Mar. 9	–	Martin Kaut recalled from the Colorado Eagles (AHL) ... Martin Kaut reassigned to the Colorado Eagles (AHL)
Mar. 10	–	Sheldon Dries reassigned to the Colorado Eagles (AHL)
Mar. 11	–	Martin Kaut recalled from the Colorado Eagles (AHL)
Mar. 12	–	Martin Kaut reassigned to the Colorado Eagles (AHL)
Mar. 26	–	T.J. Tynan signed to a one-year contract through the 2020-21 campaign
Mar. 27	–	Jacob MacDonald signed to a two-year contract through the 2021-22 campaign
Apr. 30	–	Justus Annunen signed to a three-year, entry-level contract through the 2022-23 season
May 27	–	Igor Shvyrev placed on waivers
May 28	–	Igor Shvyrev cleared waivers and had his contract terminated

2019-20 AVALANCHE SEASON INJURIES

2019-20 REGULAR SEASON

Player	Games	Nature and dates
Mark Barberio	1	illness (Dec. 31)
Pierre-Edouard Bellemare	1	head (Nov. 12)
Andre Burakovsky	12	upper body (3 games, Nov. 29 – Dec. 4); upper body (2 games, Feb. 22-26); upper body/lower body (7 games, Feb. 29 – end of season)
Matt Calvert	19	head (6 games, Nov. 19-30); lower body (13 games, Feb. 17 – end of season)
J.T. Compher	3	lower body (Oct. 10-14)
Ian Cole	4	hip (Oct. 3-12)
Joonas Donskoi	5	head (Jan. 10-20)
Pavel Francouz	2	head (Nov. 14-16)
Philipp Grubauer	20	lower body (5 games, Nov. 7-16); lower body (2 games, Dec. 9-11); lower body (13 games, Feb. 17 – end of season)
Erik Johnson	11	lower body (Nov. 27 – Dec. 18)
Tyson Jost	3	upper body (Nov. 16-21)
Nazem Kadri	19	lower body (3 games, Dec. 5-9); lower body (16 games, Feb. 11 – end of season)
Vladislav Kamenev	2	illness (Dec. 4-5)
Gabriel Landeskog	16	lower body (Oct. 30 – Dec. 4)
Nathan MacKinnon	1	lower body (March 11)
Cale Makar	13	upper body (8 games, Dec. 9-23); upper body (5 games, March 2-9)
Valeri Nichushkin	1	illness (Jan. 4)
Mikko Rantanen	28	lower body (16 games, Oct. 25 – Nov. 29); upper body (12 games, Feb. 19 – end of season)
Colin Wilson	59	lower body (Oct. 30 – end of season)
Nikita Zadorov	3	jaw (Nov. 9-14)
Total	223	

AVALANCHE COACH'S CHALLENGES (5W, 2L)

(W) Oct. 10 vs. BOSTON	–	call overturned to no goal, goaltender interference
(W) Oct. 10 vs. BOSTON	–	call overturned to no goal, Boston player was offsides
(W) Oct. 14 at Washington	–	call overturned to no goal, Washington player was offsides
(L) Nov. 5 at Dallas	–	call on-ice stands, no goaltender interference on Dallas player
(L) Nov. 5 at Dallas	–	call on-ice stands, Dallas goal is upheld. Play does not fit the applicable standards for a missed game stoppage event in the offensive zone
(W) Dec. 27 vs. MINNESOTA	–	call overturned to no goal, Wild player was offsides
(W) Jan. 14 vs. DALLAS	–	call overturned to no goal, Stars player was offsides

TEAM HIGHS & LOWS

2019-20 REGULAR SEASON

Category	No.	Date
GOALS - GAME	9	Nov. 7 vs. Nashville
GOALS - PERIOD	6	Nov. 7 vs. Nashville (2nd)
GOALS AGAINST - GAME	7	Dec. 31 vs. Winnipeg
GOALS AGAINST - PERIOD	4 (4x)	Dec. 31 vs. Winnipeg (3rd) Dec. 21 vs. Chicago (3rd) Nov. 23 vs. Toronto (1st) Nov. 14 at Edmonton (1st)
FEWEST GOALS - GAME	0 (2x)	Jan. 6 at NY Islanders Nov. 2 at Arizona
FEWEST GOALS AGAINST - GAME	0 (4x)	last: Feb. 21 at Anaheim
MOST COMBINED GOALS - GAME	13	Nov. 7 vs. Nashville (9-4)
POWER PLAY GOALS - GAME	3	Jan. 2 vs. St. Louis
POWER PLAY GOALS AGAINST - GAME	4	Nov. 14 at Edmonton
POWER PLAY GOALS - PERIOD	2	Jan. 2 vs. St. Louis (2nd)
MOST POWER-PLAY CHANCES, GAME	8	Nov. 5 at Dallas
FEWEST POWER-PLAY CHANCES, GAME	0	Feb. 4 at Buffalo
SHORT-HANDED GOALS - GAME	1 (8x)	last: Feb. 9 at Minnesota
SHORT-HANDED GOALS AGAINST - GAME	1 (6x)	last: Feb. 1 at Philadelphia
MOST PENALTY KILLS - GAME	6	Nov. 5 at Dallas (6-7)
CONSECUTIVE PENALTY KILLS	27	Feb. 15 – March 6
SHOTS - GAME	50	Nov. 27 vs. Edmonton
SHOTS AGAINST - GAME	47	Feb. 28 vs. Carolina
SHOTS - PERIOD	22	Jan. 2 vs. St. Louis (2nd)
SHOTS AGAINST - PERIOD	19 (3x)	Feb. 13 vs. Washington (3rd) Nov. 29 at Chicago (2nd) Nov. 12 at Winnipeg (3rd)
FEWEST SHOTS - GAME	18 (2x)	Jan. 18 vs. St. Louis Oct. 21 at St. Louis
FEWEST SHOTS AGAINST - GAME	18	March 2 at Detroit
FEWEST SHOTS - PERIOD (not including OT)	1	Oct. 21 at St. Louis (2nd)
FEWEST SHOTS AGAINST - PERIOD (not including OT)	2	Nov. 27 vs. Edmonton (3rd)
PENALTY MINUTES - GAME	25	Oct. 30 vs. Florida
PENALTY MINUTES BY OPPONENT - GAME	29 (2x)	Nov. 27 vs. Edmonton Oct. 3 vs. Calgary
COMBINED PENALTY MINUTES - GAME	46	Oct. 30 vs. Florida (25-21)
FEWEST PENALTY MINUTES - GAME	2 (3x)	Jan. 6 at NY Islanders Dec. 4 at Toronto Oct. 10 vs. Boston
FEWEST PENALTY MINUTES AGAINST - GAME	0	Feb. 4 at Buffalo
FEWEST COMBINED PENALTY MINUTES - GAME	4	Feb. 4 at Buffalo (4-0)
MOST HITS - GAME	42	Oct. 16 at Pittsburgh
MOST BLOCKED SHOTS - GAME	24	Nov. 16 at Vancouver
MOST TAKEAWAYS - GAME	18	Jan. 14 vs. Dallas
MOST FACEOFF WINS - GAME	43	Feb. 13 vs. Washington
BEST FACEOFF WIN PERCENTAGE - GAME	64.6%	Nov. 27 vs. Edmonton (31-17)

WINNING/LOSING STREAKS

2019-20 REGULAR SEASON

Category	No.	Date
LONGEST WINNING STREAK	7 games	Feb. 19 – March 2
HOME WINNING STREAK	4 games (2x)	Jan. 16 – Feb. 11 Oct. 3-12
ROAD WINNING STREAK	9 games	Feb. 4 – March 2 *franchise record
LONGEST WITHOUT REGULATION LOSS	9 games (2x)	Feb. 17 – March 4 (7-0-2) Nov. 27 – Dec. 13 (8-0-1)
LONGEST LOSING STREAK (regulation)	3 games	Nov. 1-5
LONGEST WINLESS STREAK	5 games	Oct. 26 – Nov. 5 (0-4-1)
HOME LOSING STREAK (regulation)	4 games	Dec. 19-31
ROAD LOSING STREAK (regulation)	3 games	Jan. 6 – Feb. 1
CONSECUTIVE HOME GAMES WITH A POINT	7 games	Jan. 2 – Feb. 11 (5-0-2)
CONSECUTIVE ROAD GAMES WITH A POINT	9 games	Feb. 4 – March 2 (9-0-0)
HOME WINLESS STREAK	4 games	Dec. 19-31 (0-4-0)
ROAD WINLESS STREAK	3 games	Jan. 6 – Feb. 1 (0-3-0)
LARGEST MARGIN OF VICTORY	5 goals (3x)	Feb. 4 at Buffalo (6-1) Nov. 7 vs. Nashville (9-4) Oct. 25 at Vegas (6-1)
LARGEST MARGIN OF DEFEAT	4 goals	Nov. 14 at Edmonton (2-6)
LARGEST COMEBACK WIN	2 goals (2x)	Oct. 18 at Florida (trailed 0-2, 1-3, won 5-4 in OT) Oct. 10 vs. Boston (trailed 0-2, won 4-2)
LARGEST LEAD BLOWN, DEFEAT	2 goals (5x)	Feb. 13 vs. Washington (led 2-0, lost 3-2) Jan. 14 vs. Dallas (led 2-0, lost 3-2 in OT) Jan. 7 at NY Rangers (led 2-0, lost 4-2) Dec. 21 vs. Chicago (led 3-1, lost 5-3) Oct. 30 vs. Florida (led 3-1, lost 4-3 in OT)
LONGEST SHOOTOUT	3 rounds (6 shooters) 3 rounds (5 shooters)	Feb. 22 at Los Angeles Dec. 28 at Dallas

INDIVIDUAL HIGHS & LOWS

2019-20 REGULAR SEASON

Category	No.	Date
GOALS - GAME	3 (3x)	Mikko Rantanen, Jan. 4 at New Jersey Joonas Donskoi, Nov. 7 vs. Nashville Tyson Jost, Oct. 19 at Tampa Bay
ASSISTS - GAME	4 (2x)	Samuel Girard, Jan. 2 vs. St. Louis Cale Makar, Nov. 16 at Vancouver
POINTS - GAME	4 (9x)	last: Andre Burakovsky, Feb. 4 at Buffalo
POINTS BY A DEFENSEMAN - GAME	4 (2x)	Samuel Girard, Jan. 2 vs. St. Louis Cale Makar, Nov. 16 at Vancouver
SHOTS - GAME	12	Nathan MacKinnon, Nov. 1 vs. Dallas * tied club record
PENALTY MINUTES - GAME	17	Nazem Kadri, Jan. 7 at NY Rangers
BEST PLUS/MINUS RATIO - GAME	+4 (3x)	Ryan Graves & Valeri Nichushkin, Feb. 4 at Buffalo Ian Cole, Oct. 18 at Florida
MOST ICE TIME	29:04	Nathan MacKinnon, Feb. 22 at Los Angeles
BLOCKED SHOTS	10	Ryan Graves, Feb. 1 at Philadelphia
HITS	10	Nikita Zadorov, Dec. 7 at Boston
FACEOFF WINS	15	Nazem Kadri, Oct. 12 vs. Arizona
FACEOFF PERCENTAGE (min 15 draws)	74%	Nazem Kadri, Nov. 1 vs. Dallas (14-5)
POWER-PLAY GOALS - GAME	1 (46x)	last: Jost & Namestnikov, March 11 vs. NY Rangers
SHORTHANDED GOALS – GAME	1 (8x)	last: Pierre-Edouard Bellemare, Feb. 9 at Minnesota
GOALS - PERIOD	2 (12x)	last: Andre Burakovsky, Jan. 18 vs. St. Louis (2nd)
POINTS - PERIOD	3 (9x)	last: Burakovsky & Nichushkin, Feb. 4 at Buffalo (2nd)

SCORING STREAKS

Category	No.	Date
LONGEST POINT STREAK	13 games	Nathan MacKinnon, Oct. 3 – Nov. 1
LONGEST GOAL STREAK	5 games	Nathan MacKinnon, Nov. 23 – Dec. 4
LONGEST ASSIST STREAK	5 games (4x)	Nathan MacKinnon, Dec. 7-16 Mikko Rantanen, Oct. 5-16 Nathan MacKinnon, Oct. 3-14 Cale Makar, Oct. 3-14

GOALTENDER HIGHS/LOWS & STREAKS

Category	No.	Date
SAVES - GAME	45	Pavel Francouz, Feb. 28 at Carolina
SAVES - PERIOD	19	Adam Werner, Nov. 12 at Winnipeg (3rd)
LONGEST WINNING STREAK	6 games	Pavel Francouz, Feb. 19-29
LONGEST STREAK W/O REGULATION LOSS	10 decisions	Pavel Francouz, Nov. 7 – Dec. 23 (9-0-1)
LONGEST SHUTOUT STREAK	103:07	Philipp Grubauer, Feb. 8-13
MOST CONSECUTIVE STARTS	7 games	Pavel Francouz, Feb. 17-29

FASTEST GOALS

2019-20 REGULAR SEASON

Category	No.	Date
FASTEST GOAL TO START - GAME	0:28	Pierre-Edouard Bellemare, Oct. 25 at Vegas
FASTEST GOAL AGAINST TO START - GAME	0:19	Jason Dickinson, Nov. 5 at Dallas
FASTEST GOAL TO START - PERIOD	0:08	Mikko Rantanen, Jan. 4 at New Jersey (3rd)
FASTEST GOAL AGAINST TO START - PERIOD	0:12	Andrew Mangiapane, Dec. 9 vs. Calgary (3rd)
FASTEST TWO GOALS	0:18	Gabriel Landeskog 5:48, Tyson Jost 6:06, Oct. 19 at Tampa Bay (2nd)
FASTEST TWO GOALS AGAINST	0:16	Alex Killorn 4:54, Cameron Gaunce 5:10 (2nd), Feb. 17 vs. Tampa Bay
FASTEST TWO GOALS BY ONE PLAYER	1:25	Nazem Kadri, Nov. 30 vs. Chicago (7:53, 9:18 of 1st)
FASTEST TWO GOALS AGAINST BY ONE PLAYER	0:50	Tyler Toffoli, Feb. 15 vs. Los Angeles at Air Force (19:05 and 19:55 of 3rd period)
FASTEST THREE GOALS	1:31	Joonas Donskoi 5:26, Ryan Graves 5:46, Andre Burakovsky 6:57 (2nd), Nov. 7 vs. Nashville
FASTEST THREE GOALS AGAINST	2:50	Andrei Svechnikov 17:04, Jaccob Slavin 18:21, Sebastian Aho 19:54 (3rd), Dec. 19 vs. Carolina
FASTEST FOUR GOALS	2:21	Joonas Donskoi 5:26, Ryan Graves 5:46, Andre Burakovsky 6:57, Matt Nieto 7:47 (2nd), Nov. 7 vs. Nashville
FASTEST FIVE GOALS	4:35	Joonas Donskoi 5:26, Ryan Graves 5:46, Andre Burakovsky 6:57, Matt Nieto 7:47, Matt Calvert 10:01 (2nd), Nov. 7 vs. Nashville
FASTEST SIX GOALS	8:00	Joonas Donskoi 5:26, Ryan Graves 5:46, Andre Burakovsky 6:57, Matt Nieto 7:47, Matt Calvert 10:01, Joonas Donskoi 13:26 (2nd), Nov. 7 vs. Nashville * franchise record
FASTEST OVERTIME GOAL	0:27	Nathan MacKinnon, Nov. 16 at Vancouver
FASTEST OVERTIME GOAL - AGAINST	0:29	Jonathan Huberdeau, Oct. 30 vs. Florida

MISCELLANEOUS

2019-20 REGULAR SEASON

HAT TRICKS

AVALANCHE (3): Tyson Jost, Oct. 19 at Tampa Bay; Joonas Donskoi, Nov. 7 vs. Nashville; Mikko Rantanen, Jan. 4 at New Jersey
 OPPONENT (4): Connor McDavid, Nov. 14 at Edmonton; David Perron, Dec. 16 at St. Louis; Kyle Connor, Dec. 31 vs. Winnipeg; Tyler Toffoli, Feb. 15 vs. Los Angeles at Air Force

PENALTY SHOTS

AVALANCHE (0-2): Valeri Nichushkin, March 9 at Los Angeles (no goal vs. Jonathan Quick); Matt Nieto, March 11 vs. NY Rangers (no goal vs. Alexandar Georgiev)
 OPPONENT (1-2): Nikita Kucherov, Oct. 19 at Tampa Bay (no goal vs. Pavel Francouz); Austin Wagner, Feb. 22 at Los Angeles (goal vs. Pavel Francouz)

MISCELLANEOUS (cont.)

2019-20 REGULAR SEASON

EMPTY NET GOALS

AVALANCHE (13): Joonas Donskoi, Oct. 3 vs. Calgary; Ryan Graves, Oct. 5 vs. Minnesota; Gabriel Landeskog, Oct. 10 vs. Boston; Nathan MacKinnon, Oct. 14 at Washington; Joonas Donskoi, Dec. 4 at Toronto; Gabriel Landeskog, Dec. 7 at Boston; Nathan MacKinnon, Dec. 13 vs. New Jersey; Mikko Rantanen, Dec. 18 at Chicago; Mikko Rantanen, Jan. 4 at New Jersey; Gabriel Landeskog, Jan. 18 vs. St. Louis; Nathan MacKinnon, Jan. 20 vs. Detroit; Gabriel Landeskog, Feb. 11 vs. Ottawa; Erik Johnson, Feb. 29 at Nashville

OPPONENT (12): Jakob Silfverberg, Oct. 26 vs. Anaheim; Zach Hyman, Nov. 23 vs. Toronto; David Perron, Dec. 16 at St. Louis; Sebastian Aho, Dec. 19 vs. Carolina; Connor Murphy, Dec. 21 vs. Chicago; Ryan Suter, Dec. 27 vs. Minnesota; Blake Wheeler, Dec. 31 vs. Winnipeg; Nikolaj Ehlers, Dec. 31 vs. Winnipeg; Artemi Panarin, Jan. 7 at NY Rangers; Scott Laughton, Feb. 1 at Philadelphia; Tyler Toffoli, Feb. 15 vs. Los Angeles at Air Force; Tanner Pearson, March 6 at Vancouver

PULLED GOALIE GOALS (when trailing in 3rd period)

AVALANCHE (1 time, Avs record is 0-0-1): Matt Calvert, Jan. 10 vs. Pittsburgh (19:29 of 3rd period, made game 3-3, Penguins won 4-3 in OT)

OPPONENT (6 times, 5 games – Avs record is 4-0-1): Alex Ovechkin, Oct. 14 at Washington (17:39 of 3rd, made game 5-3, Avs won 6-3); Jonathan Huberdeau, Oct. 30 vs. Florida (18:30 of 3rd, tied game 3-3, Panthers won 4-3 in OT); Alexander Edler, Nov. 16 at Vancouver (17:23 of 3rd, made game 4-3, Avs won 5-4 in OT); Brock Boeser, Nov. 16 at Vancouver (19:00 of 3rd, tied game 4-4, Avs won 5-4 in OT); Noah Gregor, March 8 at San Jose (19:16 of 3rd, made game 3-4, Avs won 4-3); Pavel Buchnevich, March 11 vs. NY Rangers (19:47 of 3rd, made game 2-2, Avs won 3-2 in OT)

OVERTIME GOALS

AVALANCHE (4): Andre Burakovsky, Oct. 12 vs. Arizona; Nathan MacKinnon, Oct. 18 at Florida; Nathan MacKinnon, Nov. 16 at Vancouver; J.T. Compher, March 11 vs. NY Rangers

OPPONENT (7): Brandon Tanev, Oct. 16 at Pittsburgh; Jonathan Huberdeau, Oct. 30 vs. Florida; Sean Monahan, Dec. 9 vs. Calgary; Jared McCann, Jan. 10 vs. Pittsburgh; Esa Lindell, Jan. 14 vs. Dallas; Nikita Kucherov, Feb. 17 vs. Tampa Bay; Rickard Rakell, March 4 vs. Anaheim

2019-20 AVALANCHE MILESTONES

2019-20 REGULAR SEASON

Jared Bednar – 300th game coached (Feb. 9 at Minnesota)

Pierre-Edouard Bellemare – 400th game (Nov. 5 at Dallas)

Andre Burakovsky – 100th assist (Jan. 18 vs. St. Louis)

Matt Calvert – 500th game (Oct. 5 vs. Minnesota)

Matt Calvert – 100th assist (Nov. 12 at Winnipeg)

Matt Calvert – 200th point (Feb. 9 at Minnesota)

Ian Cole – 100th assist (Nov. 30 vs. Chicago)

Ian Cole – 500th game (Dec. 7 at Boston)

J.T. Compher – 200th game (Jan. 16 vs. San Jose)

Joonas Donskoi – 300th game (Nov. 9 vs. Columbus)

Samuel Girard – 200th game (Jan. 10 vs. Pittsburgh)

Erik Johnson – 200th point with the Avalanche (Nov. 14 at Edmonton)

Erik Johnson – 300th point (Feb. 29 at Nashville)

Tyson Jost – 200th game (Feb. 26 vs. Buffalo)

Nazem Kadri – 200th assist (Nov. 1 vs. Dallas)

Nazem Kadri – 600th game (Jan. 4 at New Jersey)

Gabriel Landeskog – 600th game (Dec. 23 vs. Vegas)

Nathan MacKinnon – 500th game (Jan. 7 at NY Rangers)

Nathan MacKinnon – 300th assist (March 2 at Detroit)

Valeri Nichushkin – 100th point (March 2 at Detroit)

Nikita Zadorov – 300th game (Oct. 21 at St. Louis)

PLAYOFF RESULTS

WESTERN CONFERENCE QUALIFYING ROUND ROUND ROBIN

SUMMARY: 2-0-1 RECORD - SECURED NO. 2 SEED IN WESTERN CONFERENCE

GAME	DATE	SITE	RESULT	ATT.	GOALTENDERS	GW GOAL
Game 1	Sun, Aug 2	ST. LOUIS	W, 2-1	0	Grubauer/Binnington	Kadri
Game 2	Wed, Aug 5	at Dallas	W, 4-0	0	Francouz/Khudobin	Makar
Game 3	Sat, Aug 8	VEGAS	O, 3-4	0	Lehner/Grubauer	Tuch

WESTERN CONFERENCE FIRST ROUND (2) COLORADO AVALANCHE vs. (7) ARIZONA COYOTES

SUMMARY: WON 4 – LOST 1

GAME	DATE	SITE	RESULT	ATT.	GOALTENDERS	GW GOAL
Game 1	Wed, Aug 12	ARIZONA	W, 3-0	0	Grubauer/Kuemper	Kadri
Game 2	Fri, Aug 14	ARIZONA	W, 3-2	0	Grubauer/Kuemper	Burakovsky
Game 3	Sat, Aug 15	at Arizona	L, 2-4	0	Kuemper/Francouz	Hall
Game 4	Mon, Aug 17	at Arizona	W, 7-1	0	Grubauer/Kuemper	Kadri
Game 5	Wed, Aug 19	ARIZONA	W, 7-1	0	Grubauer/Kuemper	Girard

GOALS BY PERIOD	1ST	2ND	3RD	OT	TOTAL
Colorado	7	6	9	0	22
Arizona	2	3	3	0	8

SHOTS BY PERIOD	1ST	2ND	3RD	OT	TOTAL
Colorado	67	68	50	0	185
Arizona	32	43	33	0	108

COLORADO POWER PLAY: 7-20 (35.0%)
COLORADO PENALTY KILL: 14-15 (93.3%)

ARIZONA POWER PLAY: 1-15 (6.7%)
ARIZONA PENALTY KILL: 13-20 (65.0%)

WESTERN CONFERENCE SECOND ROUND (2) COLORADO AVALANCHE vs. (3) DALLAS STARS

SUMMARY: WON 3 – LOST 4

GAME	DATE	SITE	RESULT	ATT.	GOALTENDERS	GW GOAL
Game 1	Sat, Aug 22	DALLAS	L, 3-5	0	Khudobin/Francouz	Radulov
Game 2	Mon, Aug 24	DALLAS	L, 2-5	0	Khudobin/Francouz	Radulov
Game 3	Wed, Aug 26	at Dallas	W, 6-4	0	Francouz/Khudobin	Kadri
Game 4	Sun, Aug 30	at Dallas	L, 4-5	0	Khudobin/Francouz	Gurianov
Game 5	Mon, Aug 31	DALLAS	W, 6-3	0	Hutchinson/Bishop	Kadri
Game 6	Wed, Sept 2	at Dallas	W, 4-1	0	Hutchinson/Khudobin	Makar
Game 7	Fri, Sept 4	DALLAS	L, 4-5 (OT)	0	Khudobin/Hutchinson	Kiviranta

GOALS BY PERIOD	1ST	2ND	3RD	OT	TOTAL
Colorado	10	11	8	0	29
Dallas	9	8	10	1	28

SHOTS BY PERIOD	1ST	2ND	3RD	OT	TOTAL
Colorado	101	89	55	4	249
Dallas	67	81	71	1	220

COLORADO POWER PLAY: 4-32 (12.5%)
COLORADO PENALTY KILL: 14-23 (60.9%)

DALLAS POWER PLAY: 9-23 (39.1%)
DALLAS PENALTY KILL: 28-32 (87.5%)

Note: All games played at Rogers Place in Edmonton, Alberta

PLAYOFF PLAYER GAME-BY-GAME

2020 STANLEY CUP PLAYOFFS

Skaters: Goals-Assists (GW or GT, Shots / (+/-), TOI

Goalies: GA/Shots, Decision, Minutes Played

Date Opp	#6 JOHNSON	#7 CONNAUTON	#8 MAKAR	#11 CALVERT	#13 NICHUSHKIN
Aug 2: Vs STL	0-0,3/0 18:12		0-0,4/1 21:32	0-0,3/0 12:56	0-0,0/0 15:46
Aug 5: @ DAL	0-0,3/2 17:15		1-0(W),3/0 21:51	0-0,3/0 13:29	0-0,2/0 14:19
Aug 8: Vs VGK	0-0,4/0 19:51		0-0,1/2 24:08	0-0,1/-1 12:53	0-0,2/0 13:35
Aug 12: Vs ARI	0-1,8/1 22:47		0-1,1/1 20:33	0-0,1/0 14:51	0-0,1/1 14:02
Aug 14: Vs ARI	0-0,1/1 22:31		0-1,2/1 19:41	0-1,1/1 13:44	0-0,0/-2 13:36
Aug 15: @ ARI	0-0,1/-1 17:44		0-1,7/-1 25:42	0-0,2/0 13:12	0-0,0/0 11:26
Aug 17: @ ARI	0-1,2/1 17:39		1-1,2/2 21:02	1-1,4/2 13:08	0-0,1/0 15:35
Aug 19: Vs ARI	0-0,2/0 18:22		0-1,1/3 19:08	0-0,4/-1 16:49	0-0,1/0 16:10
Aug 22: Vs DAL	0-0,1/-1 10:39		0-0,3/1 27:26	INJ	0-0,1/-1 08:40
Aug 24: Vs DAL	INJ	0-0,4/0 10:42	0-1,1/-1 27:48	INJ	0-0,2/-2 13:45
Aug 26: @ DAL	INJ	0-1,0/-1 10:25	0-3,1/2 21:48	INJ	0-0,1/1 14:35
Aug 30: @ DAL	INJ	0-0,1/0 12:23	1-1,5/-1 22:46	INJ	2-0,2/2 14:38
Aug 31: Vs DAL	INJ	DNP	0-1,4/2 24:26	INJ	0-1,3/1 11:34
Sep 2: @ DAL	INJ	DNP	1-0(W),1/0 25:16	INJ	0-0,1/1 15:36
Sep 4: Vs DAL	INJ	0-0,1/-1 6:58	0-0,0/0 32:01	INJ	0-0,1/-1 17:59

Date Opp	#16 ZADOROV	#17 JOST	#20 TIMMINS	#25 O'CONNOR	#27 GRAVES
Aug 2: Vs STL	0-0,0/0 14:03	0-0,1/0 09:45			1-0,2/1 19:34
Aug 5: @ DAL	0-0,1/0 16:17	DNP			0-0,1/1 19:58
Aug 8: Vs VGK	0-0,1/-1 13:17	DNP			0-0,1/1 18:23
Aug 12: Vs ARI	0-0,3/0 16:47	DNP			0-0,2/1 19:31
Aug 14: Vs ARI	0-0,2/0 16:03	1-0,3/1 10:28			0-0,1/0 23:02
Aug 15: @ ARI	0-0,0/-1 12:38	0-0,4/0 11:40			0-0,5/-1 20:20
Aug 17: @ ARI	0-0,1/1 16:14	0-0,1/0 14:06			0-1,2/2 18:23
Aug 19: Vs ARI	1-0,1/0 18:54	0-0,2/0 13:55			0-0,1/2 16:28
Aug 22: Vs DAL	0-0,1/-2 15:40	0-0,2/-2 10:22			0-0,1/-1 19:36
Aug 24: Vs DAL	0-0,1/0 11:22	0-0,1/-1 12:10			0-0,3/0 20:11
Aug 26: @ DAL	1-1,2/2 10:25	0-0,0/0 10:23		0-0,0/0 07:44	0-0,4/2 24:34
Aug 30: @ DAL	0-0,0/1 16:29	0-0,1/0 12:41		0-0,0/0 09:00	0-0,7/0 20:55
Aug 31: Vs DAL	0-0,1/2 10:40	0-0,1/0 08:24	0-0,0/1 14:44	0-1,2/0 12:23	0-1,0/0 20:43
Sep 2: @ DAL	1-0,1/2 17:20	0-0,2/1 08:53	0-0,0/0 07:35	0-0,0/0 13:18	0-0,0/1 22:35
Sep 4: Vs DAL	0-1,1/+1 19:53	0-0,1/0 12:59	INJ	0-0,3/0 11:34	0-0,3/0 18:38

Date Opp	#28 COLE	#29 MACKINNON	#37 COMPHER	#41 BELLEMARE	#49 GIRARD
Aug 2: Vs STL	0-0,1/0 16:33	0-1,5/1 23:08	0-0,1/0 11:25	0-0,2/0 10:43	0-0,2/0 20:07
Aug 5: @ DAL	0-0,0/0 18:35	0-1,6/1 19:44	0-0,2/1 11:47	0-0,2/0 13:27	0-2,1/1 18:46
Aug 8: Vs VGK	0-0,1/-1 14:56	1-0,4/0 23:59	1-1,3/2 13:56	0-0,0/-1 12:40	0-0,1/-1 20:55
Aug 12: Vs ARI	0-0,2/0 16:41	0-2,0/1 18:22	1-0,3/1 15:22	0-0,1/0 12:54	0-0,1/1 21:37
Aug 14: Vs ARI	0-0,2/0 15:19	1-0,3/1 21:30	0-1,2/1 17:47	0-0,2/0 15:31	0-0,3/0 18:17
Aug 15: @ ARI	0-0,3/0 16:11	0-1,7/-2 23:33	0-0,3/0 16:10	0-0,3/0 11:48	0-1,2/0 19:22
Aug 17: @ ARI	0-0,1/1 17:01	0-2,2/2 17:19	0-0,1/0 17:35	0-1,0/1 11:52	0-0,1/1 21:33
Aug 19: Vs ARI	0-0,2/0 21:21	2-2,6/2 13:46	1-1,1/1 15:41	0-0,0/-1 15:34	1-0(W),1/1 19:57
Aug 22: Vs DAL	0-0,2/-3 19:41	2-1,6/3 24:14	0-0,0/-2 14:47	0-0,1/-1 10:16	0-2,2/1 22:46
Aug 24: Vs DAL	0-0,2/0 14:36	1-1,8/-1 23:48	0-0,1/-1 15:00	0-0,0/0 10:42	0-0,1/-3 23:10
Aug 26: @ DAL	0-1,4/0 22:18	0-2,5/0 23:06	0-0,2/-1 14:59	1-0,2/1 12:40	0-0,0/-1 24:51
Aug 30: @ DAL	0-0,1/0 17:16	0-1,2/-1 22:38	0-0,1/2 18:18	0-0,1/0 11:55	0-2,0/1 21:35
Aug 31: Vs DAL	0-0,0/2 18:53	1-1,6/4 22:19	0-1,1/1 17:27	1-0,4/0 14:03	0-1,3/3 22:28
Sep 2: @ DAL	0-0,0/2 17:26	1-1,2/2 22:10	0-0,2/1 15:02	0-0,1/0 15:30	0-1,1/1 20:53
Sep 4: Vs DAL	0-1,0/+1 20:45	0-0,3/0 27:55	0-1,4/+1 15:22	0-0,2/+1 14:10	0-0,1/-1 29:06

PLAYOFF PLAYER GAME-BY-GAME

2020 STANLEY CUP PLAYOFFS

Skaters: Goals-Assists (GW or GT, Shots / (+/-), TOI)

Goalies: GA/Shots, Decision, Minutes Played

Date Opp	#72 DONSKOI	#83 NIETO	#90 NAMESTNIKOV	#91 KADRI	#92 LANDESKOG
Aug 2: Vs STL	0-0,1/0 13:16		0-0,2/0 11:09	1-0(W),6/0 18:06	0-1,3/1 20:55
Aug 5: @ DAL	1-1,2/1 11:56	0-0,0/0 14:15	1-0,3/1 12:53	0-1,3/0 19:20	0-1,3/0 19:59
Aug 8: Vs VGK	1-0,2/1 12:00	0-0,1/-1 12:44	0-0,0/0 14:19	0-2,5/1 21:14	0-0,2/0 23:52
Aug 12: Vs ARI	0-1,0/1 14:16	0-0,3/0 14:40	0-0,3/0 11:39	1-0(W),7/0 16:03	0-1,1/1 17:31
Aug 14: Vs ARI	INJ	0-0,2/0 13:00	0-0,0/-2 05:49	0-1,1/-1 14:54	0-1,1/1 18:16
Aug 15: @ ARI	0-0,0/0 11:38	0-0,3/0 11:57	INJ	0-0,3/-2 17:07	0-0,3/-2 21:58
Aug 17: @ ARI	1-0,1/1 17:38	1-0,1/2 10:06	INJ	2-1(W),3/1 17:04	0-2,1/1 19:26
Aug 19: Vs ARI	0-1,2/1 15:27	0-1,3/0 15:39	INJ	2-0,5/2 17:09	0-2,2/2 14:38
Aug 22: Vs DAL	0-0,0/-2 14:49	0-0,0/0 09:03	0-0,0/0 09:35	0-1,1/-1 19:32	1-1,4/2 22:18
Aug 24: Vs DAL	0-0,1/-2 17:19	0-0,0/0 09:59	0-0,1/-1 08:09	0-0,3/0 19:51	0-1,4/-1 22:55
Aug 26: @ DAL	INJ	0-0,1/-1 11:51	0-0,1/0 09:31	1-1(W),3/2 17:44	1-0,2/1 20:57
Aug 30: @ DAL	INJ	0-0,2/0 11:00	1-0,2/1 08:49	0-1,6/1 18:51	0-0,2/-1 20:11
Aug 31: Vs DAL	INJ	0-1,1/1 13:33	0-0,1/0 08:38	1-0(W),2/1 16:59	0-1,4/1 19:05
Sep 2: @ DAL	INJ	0-0,0/1 15:34	0-1,1/1 10:55	0-0,1/0 19:51	0-0,3/1 14:09
Sep 4: Vs DAL	INJ	0-0,1/-1 14:04	2-0,3/+1 16:22	1-1,7/-1 24:54	INJ

Date Opp	#95 BURAKOVSKY	#96 RANTANEN	#31 GRUBAUER	#32 MISKA	#35 HUTCHINSON
Aug 2: Vs STL	0-0,0/0 16:34	0-1,2/1 20:30	1/32 W 59:19		
Aug 5: @ DAL	1-1,2/1 11:34	0-1,3/1 20:33	DND		
Aug 8: Vs VGK	0-1,0/1 10:44	0-2,6/1 23:24	4/26 O 63:04		
Aug 12: Vs ARI	0-0,1/0 11:37	1-0,2/1 16:44	0/14 W 60:00		
Aug 14: Vs ARI	1-0(W),1/2 13:49	0-0,1/1 18:06	2/32 W 59:51		
Aug 15: @ ARI	1-0,1/0 11:03	1-0,4/-1 22:50	DND		
Aug 17: @ ARI	0-1,2/1 10:36	1-1,4/1 17:34	1/15 W 60:00		
Aug 19: Vs ARI	0-2,0/1 13:51	0-2,2/2 13:11	1/24 W 60:00		
Aug 22: Vs DAL	0-0,1/-3 14:48	0-1,5/1 23:12	3/10 23:06		
Aug 24: Vs DAL	0-0,1/-2 13:55	1-1,6/-1 21:56	INJ		DND
Aug 26: @ DAL	1-0,2/1 13:06	1-1,2/1 19:03	INJ		DND
Aug 30: @ DAL	0-2,2/2 13:09	0-1,2/-1 19:23	INJ		0/3 09:21
Aug 31: Vs DAL	2-1,3/3 11:44	1-1,5/3 18:58	INJ	DND	3/34 W 59:49
Sep 2: @ DAL	0-1,5/0 15:38	1-1,3/1 20:19	INJ	DND	1/28 W 60:00
Sep 4: Vs DAL	1-1,3/0 19:33	0-1,8/0 25:20	INJ	DND	5/35 L 67:01

Date Opp	#39 FRANCOUZ
Aug 2: Vs STL	DND
Aug 5: @ DAL	0/27 W 59:41
Aug 8: Vs VGK	DND
Aug 12: Vs ARI	DND
Aug 14: Vs ARI	DND
Aug 15: @ ARI	2/21 L 57:45
Aug 17: @ ARI	DND
Aug 19: Vs ARI	DND
Aug 22: Vs DAL	2/20 L 33:30
Aug 24: Vs DAL	4/26 L 56:54
Aug 26: @ DAL	4/37 W 60:00
Aug 30: @ DAL	5/26 L 47:55
Aug 31: Vs DAL	INJ
Sep 2: @ DAL	INJ
Sep 4: Vs DAL	INJ

PLAYOFF RECAP

FINAL PLAYOFF STATISTICS

PLAYER	POS	GP	G	A	P	+/-	PIM	PPG	SHG	GW	OT	S	S%	TOI/G	FO%
Nathan MacKinnon	C	15	9	16	25	13	12	3	0	0	0	65	13.9	21:50	47.9
Mikko Rantanen	R	15	7	14	21	11	6	2	0	0	0	55	12.7	20:04	44.4
Nazem Kadri	C	15	9	9	18	3	10	6	0	5	0	56	16.1	18:35	53.2
Andre Burakovsky	L	15	7	10	17	7	4	1	0	1	0	24	29.2	13:27	50.0
Cale Makar	D	15	4	11	15	12	0	2	0	2	0	36	11.1	23:41	--
Gabriel Landeskog	L	14	2	11	13	7	12	0	0	0	0	35	5.7	19:44	52.4
Samuel Girard	D	15	1	9	10	4	6	1	0	1	0	20	5	21:42	--
J.T. Compher	C	15	3	5	8	7	4	0	0	0	0	27	11.1	15:23	49.7
Joonas Donskoi	R	9	3	3	6	1	2	0	0	0	0	9	33.3	14:15	20.0
Vladislav Namestnikov	C	12	4	1	5	1	4	0	0	0	0	17	23.5	10:39	33.3
Nikita Zadorov	D	15	3	2	5	5	18	0	0	0	0	16	18.8	15:04	--
Valeri Nichushkin	R	15	2	1	3	0	2	0	0	0	0	18	11.1	14:05	--
Pierre-Edouard Bellemare	C	15	2	1	3	0	6	0	0	0	0	21	9.5	12:55	50.3
Matt Calvert	L	8	1	2	3	1	4	0	0	0	0	19	5.3	13:53	66.7
Matt Nieto	L	14	1	2	3	1	4	0	0	0	0	18	5.6	12:40	--
Ryan Graves	D	15	1	2	3	9	6	0	0	0	0	33	3	20:11	--
Ian Cole	D	15	0	2	2	2	10	0	0	0	0	21	0	17:50	--
Erik Johnson	D	9	0	2	2	3	0	0	0	0	0	25	0	18:20	--
Tyson Jost	C	12	1	0	1	-1	8	0	0	0	0	19	5.3	11:19	42.9
Logan O'Connor	R	5	0	1	1	0	0	0	0	0	0	5	0	10:48	--
Kevin Connauton	D	4	0	1	1	-2	6	0	0	0	0	6	0	10:07	--
Conor Timmins	D	2	0	0	0	1	4	0	0	0	0	0	--	11:10	--
Sheldon Dries	C	1	0	0	0	0	0	0	0	0	0	2	0	6:33	--

PLAYER	GP	GS	W	L	OT	SA	GA	GAA	SV	SV%	SO	G	A	PIM	MNS
Philipp Grubauer	7	7	5	0	1	153	12	1.87	141	.922	1	0	0	0	385:20
Michael Hutchinson	4	3	2	1	0	100	9	2.75	91	.910	0	0	0	0	196:11
Pavel Francouz	6	5	2	4	0	157	17	3.23	140	.892	1	0	0	0	315:45

ALL-TIME RECORD

YEAR-BY-YEAR RECORD

YEAR	GP	W	L	T	OTL	PTS	FINISHED	PLAYOFFS
1979-80	80	25	44	11	-	61	5th, Adams	None
1980-81	80	30	32	18	-	78	4th, Adams	Lost Prelim. Round
1981-82	80	33	31	16	-	82	4th, Adams	Lost Conf. Championship
1982-83	80	34	34	12	-	80	4th, Adams	Lost Div. Semi-Final
1983-84	80	42	28	10	-	94	3rd, Adams	Lost Div. Final
1984-85	80	41	30	9	-	91	2nd, Adams	Lost Conf. Championship
1985-86	80	43	31	6	-	92	1st, Adams	Lost Div. Semi-Final
1986-87	80	31	39	10	-	72	4th, Adams	Lost Div. Final
1987-88	80	32	43	5	-	69	5th, Adams	None
1988-89	80	27	46	7	-	61	5th, Adams	None
1989-90	80	12	61	7	-	31	5th, Adams	None
1990-91	80	16	50	14	-	46	5th, Adams	None
1991-92	80	20	48	12	-	52	5th, Adams	None
1992-93	84	47	27	10	-	104	2nd, Adams	Lost Div. Semi-Final
1993-94	84	34	42	8	-	76	5th, Northeast	None
1994-95	48	30	13	5	-	65	1st, Northeast	Lost Conf. Quarter-Final
1995-96	82	47	25	10	-	104	1st, Pacific	Won Stanley Cup
1996-97	82	49	24	9	-	107	1st, Pacific	Lost Conf. Final
1997-98	82	39	26	17	-	95	1st, Pacific	Lost Conf. Quarter-Final
1998-99	82	44	28	10	-	98	1st, Northwest	Lost Conf. Final
1999-00	82	42	28	11	1	96	1st, Northwest	Lost Conf. Final
2000-01	82	52	16	10	4	118	1st, Northwest	Won Stanley Cup
2001-02	82	45	28	8	1	99	1st, Northwest	Lost Conf. Final
2002-03	82	42	19	13	8	105	1st, Northwest	Lost Conf. Quarter-Final
2003-04	82	40	22	13	7	100	2nd, Northwest	Lost Conf. Semi-Final
2004-05	-	-	-	-	-	-	-	-
2005-06	82	43	30	-	9	95	2nd, Northwest	Lost Conf. Semi-Final
2006-07	82	44	31	-	7	95	4th, Northwest	None
2007-08	82	44	31	-	7	95	2nd, Northwest	Lost Conf. Semi-Final
2008-09	82	32	45	-	5	69	5th, Northwest	None
2009-10	82	43	30	-	9	95	2nd, Northwest	Lost Conf. Quarter-Final
2010-11	82	30	44	-	8	68	4th, Northwest	None
2011-12	82	41	35	-	6	88	3rd, Northwest	None
2012-13	48	16	25	-	7	39	5th, Northwest	None
2013-14	82	52	22	-	8	112	1st, Central	Lost 1st Round
2014-15	82	39	31	-	12	90	7th, Central	None
2015-16	82	39	39	-	4	82	6th, Central	None
2016-17	82	22	56	-	4	48	7th, Central	None
2017-18	82	43	30	-	9	95	4th, Central	Lost 1st Round
2018-19	82	38	30	-	14	90	5th, Central	Lost 2nd Round
2019-20	70	42	20	-	8	92	2nd, Central	Lost 2nd Round
Totals (QUE)	1256	497	599	160	0			
Totals (COL)	1922	968	715	101	138			
Overall Totals	3178	1465	1314	261	138			

PLAYOFF RECORD

YEAR	GP	W	L	O	FINISHED	YEAR	GP	W	L	O	FINISHED
1981	5	2	3	-	Lost Prelim. Round	2002	21	11	10	-	Lost Conf. Final
1982	16	7	9	-	Lost Conf. Championship	2003	7	3	4	-	Lost Conf. Quarter-Final
1983	4	1	3	-	Lost Div. Semi-Final	2004	11	6	5	-	Lost Conf. Semi-Final
1984	9	5	4	-	Lost Div. Final	2006	9	4	5	-	Lost Conf. Semi-Final
1985	18	9	9	-	Lost Conf. Championship	2008	10	4	6	-	Lost Conf. Semi-Final
1986	3	0	3	-	Lost Div. Semi-Final	2010	6	2	4	-	Lost Conf. Quarter-Final
1987	13	7	6	-	Lost Div. Final	2014	7	3	4	-	Lost 1st Round
1993	6	2	4	-	Lost Div. Semi-Final	2018	6	2	4	-	Lost 1st Round
1995	6	2	4	-	Lost Conf. Quarter-Final	2019	12	7	5	-	Lost 2nd Round
1996	22	16	6	-	Won Stanley Cup	2020	15	9	5	1	Lost 2nd Round
1997	17	10	7	-	Lost Conf. Final						
1998	7	3	4	-	Lost Conf. Quarter-Final						
1999	19	11	8	-	Lost Conf. Final						
2000	17	11	6	-	Lost Conf. Final						
2001	23	16	7	-	Won Stanley Cup						
						QUE	80	35	45	-	
						COL	209	118	90	1	
						Total	289	153	135	1	

ALL-TIME RECORD

HOME RECORD

YEAR	GP	W	L	T	OTL
1979-80	40	17	16	7	-
1980-81	40	18	11	11	-
1981-82	40	24	13	3	-
1982-83	40	23	10	7	-
1983-84	40	24	11	5	-
1984-85	40	24	12	4	-
1985-86	40	23	13	4	-
1986-87	40	20	13	7	-
1987-88	40	15	23	2	-
1988-89	40	16	20	4	-
1989-90	40	8	26	6	-
1990-91	40	9	23	8	-
1991-92	40	18	19	3	-
1992-93	42	23	17	2	-
1993-94	42	19	17	6	-
1994-95	24	19	1	4	-
1995-96	41	24	10	7	-
1996-97	41	26	10	5	-
1997-98	41	21	10	10	-
1998-99	41	21	14	6	-
1999-00	41	25	12	4	0
2000-01	41	28	6	5	2
2001-02	41	24	12	4	1
2002-03	41	21	9	8	3
2003-04	41	19	14	6	2
2004-05	-	-	-	-	-
2005-06	41	25	10	-	6
2006-07	41	22	16	-	3
2007-08	41	27	12	-	2
2008-09	41	18	21	-	2
2009-10	41	24	14	-	3
2010-11	41	16	21	-	4
2011-12	41	22	17	-	2
2012-13	24	12	9	-	3
2013-14	41	26	11	-	4
2014-15	41	23	15	-	3
2015-16	41	17	20	-	4
2016-17	41	13	26	-	2
2017-18	41	28	11	-	2
2018-19	41	21	14	-	6
2019-20	33	18	9	-	6
Totals	1587	821	568	138	60
Totals (COL)	959	521	323	55	60
McNichols	164	92	44	28	-
Ball Arena	792	429	277	27	59
Coors Field	1	0	1	-	0
Falcon Stadium	1	0	1	-	0
Globe (Sweden)	1	0	0	-	1

ROAD RECORD

YEAR	GP	W	L	T	OTL
1979-80	40	8	28	4	-
1980-81	40	12	21	7	-
1981-82	40	9	18	13	-
1982-83	40	11	24	5	-
1983-84	40	18	17	5	-
1984-85	40	17	18	5	-
1985-86	40	20	18	2	-
1986-87	40	11	26	3	-
1987-88	40	17	20	3	-
1988-89	40	11	26	3	-
1989-90	40	4	35	1	-
1990-91	40	7	27	6	-
1991-92	40	2	29	9	-
1992-93	42	24	10	8	-
1993-94	42	15	25	2	-
1994-95	24	11	12	1	-
1995-96	41	23	15	3	-
1996-97	41	23	14	4	-
1997-98	41	18	16	7	-
1998-99	41	23	14	4	-
1999-00	41	17	16	7	1
2000-01	41	24	10	5	2
2001-02	41	21	16	4	0
2002-03	41	21	10	5	5
2003-04	41	21	8	7	5
2004-05	-	-	-	-	-
2005-06	41	18	20	-	3
2006-07	41	22	15	-	4
2007-08	41	17	19	-	5
2008-09	41	14	24	-	3
2009-10	41	19	16	-	6
2010-11	41	14	23	-	4
2011-12	41	19	18	-	4
2012-13	24	4	16	-	4
2013-14	41	26	11	-	4
2014-15	41	16	16	-	9
2015-16	41	22	19	-	0
2016-17	41	9	30	-	2
2017-18	41	15	19	-	7
2018-19	41	17	16	-	8
2019-20	37	24	11	-	2
Totals	1591	644	746	123	78
Totals (COL)	963	447	392	46	78

ALL-TIME RECORD

RECORD BY MONTH (note: the Nordiques played one game in May - 5/3/95, a 4-1 win over Hartford)

Year	October	November	December	January	February	March	April
1979-80	3-5-1	4-7-3	8-5-1	4-6-2	3-9-1	3-10-1	0-2-2
1980-81	1-6-3	4-6-3	5-6-2	2-8-5	10-2-0	8-2-4	0-2-1
1981-82	7-6-0	7-4-4	5-5-1	6-5-3	4-3-5	2-7-3	2-1-0
1982-83	6-4-1	6-6-1	5-4-4	7-7-0	4-5-4	4-8-2	2-0-0
1983-84	7-5-1	6-6-2	7-5-0	8-2-3	7-5-1	7-5-3	-
1984-85	4-6-1	7-5-0	5-5-5	8-4-1	7-4-1	8-4-1	2-2-0
1985-86	8-2-1	4-8-0	7-5-1	9-4-1	6-7-1	8-4-1	1-1-1
1986-87	6-3-2	6-6-2	4-8-2	3-9-1	5-6-1	4-7-2	3-0-0
1987-88	5-4-1	5-7-0	6-6-1	5-8-1	5-8-1	6-8-1	0-2-0
1988-89	5-7-0	3-9-2	5-7-2	5-6-2	4-8-0	5-7-1	0-2-0
1989-90	3-8-1	3-11-1	1-6-4	2-11-0	2-11-0	1-13-1	0-1-0
1990-91	3-7-3	1-11-2	5-7-2	2-8-2	1-9-2	4-8-3	-
1991-92	2-9-1	4-8-1	5-5-3	1-10-1	1-9-3	5-7-2	2-0-1
1992-93	7-3-1	6-5-4	9-4-1	6-4-2	7-4-1	8-4-1	4-3-0
1993-94	5-6-1	3-6-3	8-5-1	4-8-0	4-8-0	7-6-2	3-3-1
1994-95	-	-	-	5-0-0	8-4-2	10-4-1	6-5-2
1995-96	7-3-1	8-2-3	7-6-1	4-4-4	9-3-1	8-5-0	4-2-0
1996-97	8-4-1	8-2-3	7-4-1	8-2-3	7-4-0	8-5-1	3-3-0
1997-98	7-2-5	6-4-3	8-2-4	5-5-4	5-1-0	6-7-0	2-5-1
1998-99	2-6-1	6-5-1	8-6-1	9-2-1	5-3-4	9-4-2	5-2-0
1999-00	5-5-2-1	6-5-1-0	7-5-1-0	7-4-3-0	3-7-3-0	10-2-1-0	4-0-0-0
2000-01	9-1-2-0	8-3-1-0	8-4-2-0	10-0-3-1	5-4-1-1	10-3-0-2	2-1-1-0
2001-02	7-6-0-0	6-6-1-0	9-3-3-0	8-3-2-1	4-2-1-0	7-6-0-0	4-2-1-0
2002-03	4-1-3-2	4-5-5-1	6-3-1-2	6-5-2-0	10-1-0-2	10-3-2-1	2-1-0-0
2003-04	5-4-0-0	9-3-2-1	4-3-5-0	11-1-2-2	4-4-2-2	6-7-2-1	1-0-0-1
2004-05	-	-	-	-	-	-	-
2005-06	6-4-1	8-5-2	6-8-0	9-2-2	4-2-1	7-5-2	3-4-1
2006-07	5-4-2	7-7-0	6-7-0	7-3-2	5-8-1	11-1-2	3-1-0
2007-08	7-4-0	6-6-1	8-5-2	6-5-1	6-6-2	9-5-1	2-0-0
2008-09	5-5-0	6-7-0	8-5-1	4-9-0	5-8-0	3-9-1	1-2-3
2009-10	10-2-2	5-6-3	8-5-1	7-5-0	5-2-0	6-8-1	2-2-2
2010-11	6-4-1	7-5-1	7-4-3	5-6-1	1-11-1	2-10-1	2-4-0
2011-12	7-4-0	4-9-1	10-5-0	5-6-1	7-3-2	8-6-2	0-2-0
2012-13	-	-	-	3-4-0	5-4-3	4-10-1	4-7-3
2013-14	10-1-0	9-5-0	5-5-4	10-3-1	4-3-0	9-4-1	5-1-2
2014-15	3-4-4	6-6-1	5-5-3	7-3-3	6-7-0	8-4-1	4-2-0
2015-16	3-6-1	6-8-0	9-3-2	9-5-0	5-6-1	7-6-0	0-5-0
2016-17	4-3-0	5-8-1	3-12-0	1-9-1	4-9-1	4-12-0	1-3-1
2017-18	6-5-0	6-4-2	7-7-1	8-2-1	7-6-1	8-4-3	1-2-1
2018-19	7-3-2	8-3-3	4-7-3	3-7-0	6-4-4	8-5-1	2-1-1
2019-20	8-2-2	8-6-0	7-5-2	5-2-2	11-3-1	3-2-1	---
Totals	213-164-51	221-225-65	242-202-73	234-197-67	211-213-58	261-237-59	82-76-26

RECORD SELLOUT STREAK

The Avalanche registered 487 consecutive home sellouts from Nov. 9, 1995 to Oct. 14, 2006, the longest recorded streak in NHL history. That run came to an end on Oct. 16, 2006 against Chicago, the team's first non-sellout crowd since Nov. 1, 1995. The Avalanche celebrated its 500th sellout since the franchise moved to Denver with a 3-1 victory over the Detroit Red Wings on Jan. 20, 2007.

ALL-TIME ATTENDANCE

REGULAR SEASON HOME ATTENDANCE

SEASON	GM	TOTAL	AVERAGE	SELLOUTS	RANK
1979-80	40	429,672	10,742	5	-
1980-81	40	489,096	12,227	18	-
1981-82	40	604,817	15,120	24	-
1982-83	40	602,318	15,058	22	-
1983-84	40	599,420	14,986	22	-
1984-85	40	594,712	14,868	15	-
1985-86	40	591,376	14,784	16	-
1986-87	40	593,289	14,832	17	-
1987-88	40	597,707	14,943	14	-
1988-89	40	581,795	14,545	9	-
1989-90	40	603,193	15,080	8	-
1990-91	40	567,762	14,194	4	-
1991-92	40	558,967	13,974	3	-
1992-93	42	613,479	14,607	17	-
1993-94	42	600,695	14,302	3	-
1994-95	24	299,353	14,261	8	-
1995-96	41	656,708	16,017	38	-
1996-97	41	658,501	16,061	41	-
1997-98	41	658,501	16,061	41	-
1998-99	41	658,501	16,061	41	-
1999-00	41	738,287	18,007	41	-
2000-01	41	738,287	18,007	41	8th
2001-02	41	738,287	18,007	41	10th
2002-03	41	738,287	18,007	41	10th
2003-04	41	738,287	18,007	41	10th
2004-05	-	-	-	-	-
2005-06	41	738,287	18,007	41	11th
2006-07	41	722,127	17,613	15	13th
2007-08	41	690,552	16,843	13	17th
2008-09	41	632,602	15,429	7	26th
2009-10	41	571,849	13,948	5	27th
2010-11	41	607,650	14,821	5	24th
2011-12	41	635,440	15,499	5	23rd
2012-13	24	370,677	15,445	3	26th
2013-14	41	668,133	16,296	9	22nd
2014-15	41	663,247	16,177	12	23rd
2015-16	41	698,327	17,032	10	19th
2016-17	41	608,252	14,835	2	25th
2017-18	41	639,063	15,587	9	25th
2018-19	41	702,446	17,133	18	22nd
2019-20	33	617,380	18,708	29	8th
TOTAL	1587	24,817,329	15,638	754	-
Colorado Totals	959	15,889,678	16,569	549	-
McNichols	164	2,632,211	16,050	161	-
Ball Arena	792	13,150,402	16,604	386	-
Coors Field	1	50,095	50,095	1	-
Globe (Sweden)	1	13,396	13,396	0	-
Falcon Stadium	1	43,574	43,574	1	-

AVALANCHE PLAYOFF ATTENDANCE (SINCE 1995-96)

SEASON	GM	TOTAL	AVERAGE	SELLOUTS
1995-96	11	176,671	16,061	11
1996-97	9	144,549	16,061	9
1997-98	4	64,244	16,061	4
1998-99	9	144,549	16,061	9
1999-00	9	162,063	18,007	9
2000-01	13	234,091	18,007	13
2001-02	11	198,077	18,007	11
2002-03	4	72,028	18,007	4
2003-04	6	108,042	18,007	6
2005-06	4	72,028	18,007	4
2007-08	5	90,035	18,007	5
2009-10	3	54,021	18,007	3
2013-14	4	73,405	18,351	4
2017-18	3	54,261	18,087	3
2018-19	5	90,514	18,103	5
2019-20	-	-	-	-
Colorado	100	1,738,578	17,386	100

ALL-TIME HEAD COACHES

ALL-TIME COACHES

	YEARS	GM	W	Regular Season			Pct.	W	Playoffs	
				L	T/OT	L			L	0
Jacques Demers	1979-80	80	25	44	11	.381	0	0	-	
Totals	1 Season	80	25	44	11	.381	0	0	-	
Maurice Filion	1980-81	6	1	3	2	.333	0	0	-	
Totals	1 Season	6	1	3	2	.333	0	0	-	
Michel Bergeron	1980-81	74	29	29	16	.507	2	3	-	
Michel Bergeron	1981-82	80	33	31	16	.513	7	9	-	
Michel Bergeron	1982-83	80	34	34	12	.500	1	3	-	
Michel Bergeron	1983-84	80	42	28	10	.587	5	4	-	
Michel Bergeron	1984-85	80	41	30	9	.569	9	9	-	
Michel Bergeron	1985-86	80	43	31	6	.575	0	3	-	
Michel Bergeron	1986-87	80	31	39	10	.450	7	6	-	
Michel Bergeron	1989-90	80	12	61	7	.194	0	0	-	
Totals	8 Seasons	634	265	283	86	.486	31	37	-	
Andre Savard	1987-88	24	10	13	1	.438	0	0	-	
Totals	1 Season	24	10	13	1	.438	0	0	-	
Ron Lapointe	1987-88	56	22	30	4	.429	0	0	-	
Ron Lapointe	1988-89	33	11	20	2	.364	0	0	-	
Totals	2 Seasons	89	33	50	6	.404	0	0	-	
Jean Perron	1988-89	47	16	26	5	.394	0	0	-	
Totals	1 Season	47	16	26	5	.394	0	0	-	
Dave Chambers	1990-91	80	16	50	14	.288	0	0	-	
Dave Chambers	1991-92	18	3	14	1	.194	0	0	-	
Totals	2 Seasons	98	19	64	15	.270	0	0	-	
Pierre Page	1991-92	62	17	34	11	.363	0	0	-	
Pierre Page	1992-93	84	47	27	10	.619	2	4	-	
Pierre Page	1993-94	84	34	42	8	.452	0	0	-	
Totals	3 Seasons	230	98	103	29	.489	2	4	-	
Marc Crawford	1994-95	48	30	13	5	.677	2	4	-	
Marc Crawford	1995-96	82	47	25	10	.634	16	6	-	
Marc Crawford	1996-97	82	49	24	9	.652	10	7	-	
Marc Crawford	1997-98	82	39	26	17	.579	3	4	-	
Totals	4 Seasons	294	165	88	41	.631	31	21	-	
Bob Hartley	1998-99	82	44	28	10	.598	11	8	-	
Bob Hartley	1999-00	82	42	29	11	.579	11	6	-	
Bob Hartley	2000-01	82	52	20	10	.695	16	7	-	
Bob Hartley	2001-02	82	45	29	8	.598	11	10	-	
Bob Hartley	2002-03	31	10	12	9	.468	0	0	-	
Totals	5 Seasons	359	193	118	48	.604	49	31	-	
Tony Granato	2002-03	51	32	15	4	.667	3	4	-	
Tony Granato	2003-04	82	40	29	13	.567	6	5	-	
Tony Granato	2008-09	82	32	45	5	.421	0	0	-	
Totals	3 Seasons	215	104	89	22	.535	9	9	-	
Joel Quenneville	2005-06	82	43	30	9	.579	4	5	-	
Joel Quenneville	2006-07	82	44	31	7	.579	0	0	-	
Joel Quenneville	2007-08	82	44	31	7	.579	4	6	-	
Totals	3 Seasons	246	131	92	23	.579	8	11	-	
Joe Sacco	2009-10	82	43	30	9	.579	2	4	-	
Joe Sacco	2010-11	82	30	44	8	.415	0	0	-	
Joe Sacco	2011-12	82	41	35	6	.537	0	0	-	
Joe Sacco	2012-13	48	16	25	7	.406	0	0	-	
Totals	4 Seasons	294	130	134	30	.493	2	4	-	
Patrick Roy	2013-14	82	52	22	8	.683	3	4	-	
Patrick Roy	2014-15	82	39	31	12	.549	0	0	-	
Patrick Roy	2015-16	82	39	39	4	.500	0	0	-	
Totals	3 Seasons	246	130	92	24	.577	3	4	-	
Jared Bednar	2016-17	82	22	56	4	.293	0	0	-	
Jared Bednar	2017-18	82	43	30	9	.579	2	4	-	
Jared Bednar	2018-19	82	38	30	14	.549	7	5	-	
Jared Bednar	2019-20	70	42	20	8	.657	9	5	1	
Totals	4 Seasons	316	145	136	35	.514	18	14	1	

GENERAL MANAGERS, ASSISTANT COACHES, CAPTAINS

GENERAL MANAGERS

NAME	YEAR
Maurice Filion	1979-80 to 1987-88
Martin Madden/Maurice Filion	1988-89 to 1989-90
Pierre Page	1990-91 to 1993-94
Pierre Lacroix	1994-95 to 2005-06
Francois Giguere	2006-07 to 2008-09
Greg Sherman	2009-10 to 2012-13
Joe Sakic	2013-14 to present

ASSISTANT COACHES

	YEAR		YEAR
Andre Boudrias	1979-80	Jacques Cloutier, Bryan Trottier	1998-01
Andre Boudrias, Michel Bergeron	1980-81	Jacques Cloutier, Eric Lacroix, Bryan Trottier	2001-02
Charles Thiffault	1981-82	Jacques Cloutier, Tony Granato, Paul Jerrard, Rick Tocchet	2002-03
Jacques Martin, Don Jackson, Simon Nolet, Charles Thiffault	1982-83	Jacques Cloutier, Rick Tocchet	2003-04
Simon Nolet, Charles Thiffault	1983-84	Jacques Cloutier, Tony Granato	2005-06
Don Jackson, Andre Savard, Simon Nolet, Guy Lapointe	1984-85	Jacques Cloutier, Tony Granato, Jeff Hackett	2006-08
Simon Nolet, Ron Harris	1985-86	Jacques Cloutier, Dave Barr, Jeff Hackett	2008-09
Simon Nolet, Charles Thiffault, Guy Lapointe	1986-87	Sylvain Lefebvre, Steve Konowalchuk, Adam Deadmarsh, Jocelyn Thibault	2009-10
Guy Lapointe, Alain Chaine	1987-88	Sylvain Lefebvre, Steve Konowalchuk, Adam Deadmarsh, Kirk McLean	2010-11
Guy Lapointe, Alain Chaine, Serge Aubry	1988-89	Sylvain Lefebvre, Adam Deadmarsh, Tim Army, Kirk McLean	2011-12
Guy Lapointe, Alain Chaine, Serge Aubry, Robbie Ftorek	1989-90	Tim Army, David Quinn, Kirk McLean	2012-13
Jacques Martin, Robbie Ftorek	1990-91	Tim Army, Andre Tourigny, Mario Duhamel	2013-14
Jacques Martin, Don Jackson, Andre Savard	1991-92	Francois Allaire, Adam Foote	
Andre Savard, Clement Jodoin	1992-93	Tim Army, Andre Tourigny, Mario Duhamel	2014-15
Clement Jodoin, Lucien Deblois	1993-94	Francois Allaire, Adam Foote	
Jacques Martin, Joel Quenneville	1994-95	Tim Army, Dave Farrish, Francois Allaire	2015-16
Joel Quenneville, Jacques Cloutier, Jacques Martin	1995-96	Tim Army, Dave Farrish, Nolan Pratt	2016-17
Joel Quenneville, Jacques Cloutier, Mike Foligno	1996-97	Francois Allaire	
Jacques Cloutier, Mike Foligno	1997-98	Ray Bennett, Nolan Pratt, Jussi Parkkila	2017-20
		Brett Heimlich	

CAPTAINS

	YEAR		YEAR
Marc Tardif	1979-80 to 1980-81	Mike Hough	1991-92
Robbie Ftorek, Andre Dupont	1981-82	Joe Sakic	1992-93 to 2008-09
Mario Marois	1982-83 to 1984-85	Adam Foote	2009-10 to 2010-11
Mario Marois, Peter Stastny	1985-86	Milan Hejduk	2011-12
Peter Stastny	1986-87 to 1989-90	Gabriel Landeskog	2012-13 to present
Joe Sakic, Steven Finn	1990-91		

MOST TEAM GOALS, FRANCHISE HISTORY

G	DATE (Final Score)	G	DATE (Final Score)
12	Dec. 5, 1995 vs. San Jose (12-2)	10	March 6, 1993 vs. NY Rangers (10-2)
12	Oct. 20, 1984 at Toronto (12-3)	10	March 5, 1992 at Hartford (10-4)
12	Feb. 1, 1983 vs. Hartford (12-3)	10	Feb. 10, 1985 at Hartford (10-4)
11	March 26, 1995 at Ottawa (11-4)	10	Dec. 29, 1984 vs. Pittsburgh (10-2)
11	Oct. 22, 1983 vs. Minnesota North Stars (11-2)	10	March 5, 1983 vs. Hartford (10-3)
11	Feb. 22, 1981 at Washington (11-7)	10	Dec. 7, 1982 vs. Boston (10-5)

FRANCHISE CAREER LEADERS

GAMES PLAYED

Joe Sakic	1378
Milan Hejduk	1020
Adam Foote	967
Michel Goulet	813
Peter Stastny	737
Alain Cote	696
Cody McLeod	659
Anton Stastny	650
Gabriel Landeskog	633
Steven Finn	605

GOALS

Joe Sakic	625
Michel Goulet	456
Peter Stastny	380
Milan Hejduk	375
Anton Stastny	252
Peter Forsberg	217
Gabriel Landeskog	198
Nathan MacKinnon	190
Matt Duchene	178
Alex Tanguay	167

ASSISTS

Joe Sakic	1016
Peter Stastny	668
Peter Forsberg	538
Michel Goulet	490
Milan Hejduk	430
Anton Stastny	384
Dale Hunter	322
Alex Tanguay	321
Nathan MacKinnon	305
Paul Stastny	298

POINTS

Joe Sakic	1641
Peter Stastny	1048
Michel Goulet	946
Milan Hejduk	805
Peter Forsberg	755
Anton Stastny	636
Nathan MacKinnon	495
Alex Tanguay	488
Dale Hunter	464
Gabriel Landeskog	460

APPEARANCES

Patrick Roy	478
Semyon Varlamov	389
Peter Budaj	242
Dan Bouchard	226
Mario Gosselin	192
Stephane Fiset	188
David Aebischer	174
Ron Tugnutt	153
Clint Malarchuk	139
Craig Anderson	104

WINS

Patrick Roy	262
Semyon Varlamov	183
Dan Bouchard	107
Peter Budaj	101
David Aebischer	89
Stephane Fiset	84
Mario Gosselin	79
Clint Malarchuk	62
Craig Anderson	51
Jose Theodore	42

PENALTY MINUTES

Dale Hunter	1562
Steven Finn	1514
Cody McLeod	1359
Paul Gillis	1354
Adam Foote	1279
Randy Moller	1002
Mario Marois	778
Adam Deadmarsh	723
Peter Stastny	687
Gord Donnelly	668

POWER-PLAY GOALS

Joe Sakic	205
Michel Goulet	147
Milan Hejduk	140
Peter Stastny	120
Anton Stastny	80
Peter Forsberg	57
Nathan MacKinnon	56
Gabriel Landeskog	52
Valeri Kamensky	51
Owen Nolan	49

SHORT-HANDED GOALS

Joe Sakic	32
Peter Forsberg	15
Michel Goulet	15
Alain Cote	10
Scott Young	10
Mike Hough	9
Dale Hunter	9
Mats Sundin	8
Stephane Yelle	7
(4) Players Tied	6

GAME-WINNING GOALS

Joe Sakic	86
Milan Hejduk	59
Michel Goulet	47
Peter Stastny	43
Nathan MacKinnon	39
Peter Forsberg	38
Anton Stastny	31
Gabriel Landeskog	30
Matt Duchene	29
Alex Tanguay	28

MULTI-POINT GAMES

Joe Sakic	473
Peter Stastny	313
Michel Goulet	256
Peter Forsberg	222
Milan Hejduk	198
Anton Stastny	167
Nathan MacKinnon	132
Alex Tanguay	125
Dale Hunter	117

GOALS BY DEFENSEMAN

Tyson Barrie	75
Sandis Ozolinsh	72
John-Michael Liles	68
Rob Blake	62
Erik Johnson	60
Adam Foote	56
Jeff Brown	53
Alexei Gusarov	38
Mario Marois	38
Curtis Leschyshyn	34

ASSISTS BY DEFENSEMAN

Tyson Barrie	232
John-Michael Liles	207
Adam Foote	203
Sandis Ozolinsh	181
Mario Marois	162
Erik Johnson	152
Rob Blake	146
Alexei Gusarov	121
Randy Moller	119
Jeff Brown	117

POINTS BY DEFENSEMAN

Tyson Barrie	307
John-Michael Liles	275
Adam Foote	259
Sandis Ozolinsh	253
Erik Johnson	212
Rob Blake	208
Mario Marois	200
Jeff Brown	170
Alexei Gusarov	159
Randy Moller	152

SHUTOUTS

Patrick Roy	37
Semyon Varlamov	21
David Aebischer	13
Peter Budaj	9
Craig Anderson	7
Stephane Fiset	6
Mario Gosselin	6
Dan Bouchard	5
Philipp Grubauer	5
Clint Malarchuk	5

GOALS-AGAINST AVERAGE (MIN. 50 GAMES)

Patrick Roy	2.27
David Aebischer	2.35
J.S. Giguere	2.51
Craig Billington	2.61
Philipp Grubauer	2.63
Semyon Varlamov	2.72
Jose Theodore	2.76
Peter Budaj	2.83
Craig Anderson	2.83
Jocelyn Thibault	2.96

SAVE PERCENTAGE (MIN. 50 GAMES)

Patrick Roy	.918
Philipp Grubauer	.916
Semyon Varlamov	.915
David Aebischer	.915
J.S. Giguere	.914
Calvin Pickard	.914
Craig Anderson	.911
Craig Billington	.910
Jose Theodore	.902

MINUTES

Patrick Roy	28317
Semyon Varlamov	22255
Dan Bouchard	13370
Peter Budaj	13313
Mario Gosselin	10525
Stephane Fiset	10384
David Aebischer	9992
Ron Tugnutt	8356
Clint Malarchuk	7984
Craig Anderson	6045

SINGLE-SEASON LEADERS

GAMES PLAYED

84	Joe Sakic	1993-94
84	Mats Sundin	1993-94
83	Mike Ricci	1993-94
82	(56) Players Tied	

GOALS

57	Michel Goulet	1982-83
56	Michel Goulet	1983-84
55	Michel Goulet	1984-85
54	Joe Sakic	2000-01
53	Michel Goulet	1985-86
52	Jacques Richard	1980-81
51	Joe Sakic	1995-96
50	Milan Hejduk	2002-03
49	Michel Goulet	1986-87
48	Joe Sakic	1992-93
48	Joe Sakic	1990-91
48	Michel Goulet	1987-88

ASSISTS

93	Peter Stastny	1981-82
86	Peter Forsberg	1995-96
81	Peter Stastny	1985-86
77	Peter Forsberg	2002-03
77	Peter Stastny	1982-83
73	Peter Stastny	1983-84
70	Peter Stastny	1980-81
69	Joe Sakic	1995-96
68	Peter Stastny	1984-85
67	Peter Forsberg	1998-99
67	Mats Sundin	1992-93

POINTS

139	Peter Stastny	1981-82
124	Peter Stastny	1982-83
122	Peter Stastny	1985-86
122	Michel Goulet	1983-84
120	Joe Sakic	1995-96
119	Peter Stastny	1983-84
118	Joe Sakic	2000-01
116	Peter Forsberg	1995-96
114	Mats Sundin	1992-93
111	Peter Stastny	1987-88

PENALTY MINUTES

301	Gord Donnelly	1987-88
272	Dale Hunter	1981-82
267	Paul Gillis	1986-87
265	Dale Hunter	1985-86
259	Jeff Odgers	1998-99
250	Chris Simon	1995-96
235	Steven Finn	1988-89
234	Paul Gillis	1989-90
232	Dale Hunter	1983-84
228	Steven Finn	1990-91

SHOTS-ON-GOAL

365	Nathan MacKinnon	2018-19
339	Joe Sakic	1995-96
332	Joe Sakic	2000-01
318	Nathan MacKinnon	2019-20
315	Claude Lemieux	1995-96
292	Claude Lemieux	1998-99
284	Nathan MacKinnon	2017-18
284	Michel Goulet	1987-88
279	Joe Sakic	1993-94
276	Jeff Brown	1988-89

POWER PLAY GOALS

29	Michel Goulet	1987-88
28	Michel Goulet	1985-86
20	Joe Sakic	1992-93
20	Peter Stastny	1987-88
19	Joe Sakic	2000-01
18	Milan Hejduk	2002-03
18	Valeri Kamensky	1995-96
17	Joe Sakic	1995-96
17	Owen Nolan	1991-92
17	Michel Goulet	1986-87
17	Michel Goulet	1984-85

SHORT-HANDED GOALS

6	Joe Sakic	1995-96
6	Scott Young	1992-93
6	Michel Goulet	1981-82
5	Joe Sakic	1998-99
4	Peter Forsberg	1996-97
4	Mats Sundin	1992-93
4	Michel Goulet	1982-83
3	(25) Players Tied	

GAME-WINNING GOALS

16	Michel Goulet	1983-84
12	Nathan MacKinnon	2017-18
12	Joe Sakic	2000-01
10	Claude Lemieux	1995-96
10	Mike Ricci	1992-93
9	Gabriel Landeskog	2018-19
9	Marek Svatos	2005-06
9	Milan Hejduk	2000-01
9	Milan Hejduk	1999-00
9	Joe Sakic	1993-94
9	Mats Sundin	1992-93
9	Peter Stastny	1984-85

PLUS / MINUS

+62	Michel Goulet	1983-84
+52	Peter Forsberg	2002-03
+52	Milan Hejduk	2002-03
+51	Mario Marois	1983-84
+45	Joe Sakic	2000-01
+41	Normand Rochefort	1983-84
+40	Ryan Graves	2019-20
+35	Dale Hunter	1983-84
+35	Alex Tanguay	2000-01
+35	Michel Goulet	1981-82

GOALS BY DEFENSEMAN

23	Sandis Ozolinsh	1996-97
21	Jeff Brown	1988-89
20	Steve Duchesne	1992-93
17	Rob Blake	2002-03
16	Rob Blake	2001-02
16	Sandis Ozolinsh	1999-00
16	Jeff Brown	1987-88
14	Tyson Barrie	2018-19
14	Tyson Barrie	2017-18
14	John-Michael Liles	2006-07
14	Rob Blake	2005-06
14	John-Michael Liles	2005-06

ASSISTS BY DEFENSEMAN

62	Steve Duchesne	1992-93
52	Ray Bourque	2000-01
47	Jeff Brown	1988-89
45	Tyson Barrie	2018-19
45	Sandis Ozolinsh	1996-97
43	Tyson Barrie	2017-18
41	Tyson Barrie	2014-15
40	John-Michael Liles	2010-11
40	Rob Blake	2001-02

POINTS BY DEFENSEMAN

82	Steve Duchesne	1992-93
68	Sandis Ozolinsh	1996-97
68	Jeff Brown	1988-89
59	Tyson Barrie	2018-19
59	Ray Bourque	2000-01
57	Tyson Barrie	2017-18
56	Rob Blake	2001-02
53	Tyson Barrie	2014-15
52	Sandis Ozolinsh	1999-00
52	Jeff Brown	1987-88

GOALS BY ROOKIE

39	Anton Stastny	1980-81
39	Peter Stastny	1980-81
35	Marian Stastny	1981-82
32	Marek Svatos	2005-06
28	Paul Stastny	2006-07
27	Andrei Kovalenko	1992-93
24	Nathan MacKinnon	2013-14
24	Matt Duchene	2009-10
23	Joe Sakic	1988-89
23	Mats Sundin	1990-91

ASSISTS BY ROOKIE

70	Peter Stastny	1980-81
54	Marian Stastny	1981-82
50	Paul Stastny	2006-07
46	Anton Stastny	1980-81
44	Dale Hunter	1980-81
41	Andrei Kovalenko	1992-93
39	Nathan MacKinnon	2013-14
39	Joe Sakic	1988-89
38	Cale Makar	2019-20
36	Mats Sundin	1990-91

POINTS BY ROOKIE

109	Peter Stastny	1980-81
89	Marian Stastny	1981-82
85	Anton Stastny	1980-81
78	Paul Stastny	2006-07
68	Andrei Kovalenko	1992-93
63	Nathan MacKinnon	2013-14
63	Dale Hunter	1980-81
62	Joe Sakic	1988-89
59	Mats Sundin	1990-91
55	Matt Duchene	2009-10

SHOTS BY ROOKIE

270	Gabriel Landeskog	2011-12
241	Nathan MacKinnon	2013-14
232	Peter Stastny	1980-81
185	Paul Stastny	2006-07
180	Matt Duchene	2009-10
178	Milan Hejduk	1998-99
177	Anton Stastny	1980-81
176	Marian Stastny	1981-82
165	Marek Svatos	2005-06
165	Wojtek Wolski	2006-07

GW GOALS BY ROOKIE

9	Marek Svatos	2005-06
6	Paul Stastny	2006-07
5	Nathan MacKinnon	2013-14
5	Gabriel Landeskog	2011-12
5	Milan Hejduk	1998-99
4	Cale Makar	2019-20
4	Andrei Kovalenko	1992-93
4	Anton Stastny	1980-81
4	Peter Stastny	1980-81
3	(9) Players Tied	

SINGLE-SEASON/YEAR-BY-YEAR LEADERS

APPEARANCES			SHUTOUTS			SAVE PERCENTAGE (QUALIFIERS OR 25 GP)		
71	Craig Anderson	2009-10	9	Patrick Roy	2001-02	.927	Semyon Varlamov	2013-14
65	Patrick Roy	1997-98	7	Craig Anderson	2009-10	.925	Patrick Roy	2001-02
63	Semyon Varlamov	2013-14	7	Patrick Roy	1996-97	.924	David Aebischer	2003-04
63	Patrick Roy	2002-03	5	Semyon Varlamov	2014-15	.923	Pavel Francouz	2019-20
63	Patrick Roy	2001-02	5	Patrick Roy	2002-03	.923	Patrick Roy	1996-97
63	Patrick Roy	1999-00	5	Patrick Roy	1998-99	.921	Semyon Varlamov	2014-15
62	David Aebischer	2003-04	4	Semyon Varlamov	2011-12	.920	Semyon Varlamov	2017-18
62	Patrick Roy	2000-01	4	David Aebischer	2003-04	.920	Patrick Roy	2002-03
62	Patrick Roy	1996-97	4	Patrick Roy	2000-01	.919	J.S. Giguere	2011-12
61	Patrick Roy	1998-99	4	Patrick Roy	1997-98	.917	(4) players tied	
			4	Clint Malarchuk	1985-86			
WINS			GOALS-AGAINST AVERAGE (QUALIFIERS OR 25 GP)			MINUTES		
41	Semyon Varlamov	2013-14	1.94	Patrick Roy	2001-02	4235	Craig Anderson	2009-10
40	Patrick Roy	2000-01	2.09	David Aebischer	2003-04	3835	Patrick Roy	1997-98
38	Craig Anderson	2009-10	2.18	Patrick Roy	2002-03	3773	Patrick Roy	2001-02
38	Patrick Roy	1996-97	2.21	Patrick Roy	2000-01	3769	Patrick Roy	2002-03
35	Patrick Roy	2002-03	2.24	David Aebischer	2000-01	3704	Patrick Roy	1999-00
32	David Aebischer	2003-04	2.27	J.S. Giguere	2011-12	3703	David Aebischer	2003-04
32	Patrick Roy	2001-02	2.28	Patrick Roy	1999-00	3698	Patrick Roy	1996-97
32	Patrick Roy	1999-00	2.29	Patrick Roy	1998-99	3648	Patrick Roy	1998-99
32	Patrick Roy	1998-99	2.32	Patrick Roy	1996-97	3640	Semyon Varlamov	2013-14
31	(2) Players Tied		2.34	Jocelyn Thibault	1994-95	3585	Patrick Roy	2000-01

YEAR-BY-YEAR LEADERS

YEAR	GOALS	ASSISTS	POINTS	PIM	PP GOALS	
1979-80	R. Cloutier	42	R. Cloutier	46	R. Cloutier	13
1980-81	J. Richard	52	Pe. Stastny	70	D. Hunter	226
1981-82	Pe. Stastny	46	Pe. Stastny	93	D. Hunter	272
1982-83	M. Goulet	57	Pe. Stastny	77	D. Hunter	206
1983-84	M. Goulet	56	Pe. Stastny	73	D. Hunter	232
1984-85	M. Goulet	55	Pe. Stastny	68	D. Hunter	209
1985-86	M. Goulet	53	Pe. Stastny	81	D. Hunter	265
1986-87	M. Goulet	49	Pe. Stastny	52	B. McRae	149
1987-88	M. Goulet	48	Pe. Stastny	65	G. Donnelly	301
1988-89	W. Poddubny	38	Pe. Stastny	50	S. Finn	235
1989-90	J. Sakic	39	J. Sakic	63	P. Gillis	234
1990-91	J. Sakic	48	J. Sakic	61	S. Finn	228
1991-92	O. Nolan	42	J. Sakic	65	S. Finn	194
1992-93	J. Sakic	48	M. Sundin	67	O. Nolan	185
1993-94	M. Sundin	32	J. Sakic	64	S. Finn	159
1994-95	O. Nolan	30	J. Sakic	43	C. Simon	106
1995-96	J. Sakic	51	P. Forsberg	86	C. Simon	250
1996-97	A. Deadmarsh	33	P. Forsberg	58	B. Severyn	193
1997-98	J. Sakic	27	P. Forsberg	66	J. Odgers	213
1998-99	J. Sakic	41	P. Forsberg	67	J. Odgers	259
1999-00	M. Hejduk	36	J. Sakic	53	J. Odgers	162
2000-01	J. Sakic	54	J. Sakic	64	S. Parker	155
2001-02	J. Sakic	26	J. Sakic	53	S. Parker	154
2002-03	M. Hejduk	50	P. Forsberg	77	A. Foote	88
2003-04	M. Hejduk	35	Sakic/Tanguay	54	P. Worrell	179
2004-05	--	--	--	--	--	--
2005-06	Sakic/Svatos	32	J. Sakic	55	I. Laperriere	116
2006-07	J. Sakic	36	J. Sakic	64	I. Laperriere	133
2007-08	M. Hejduk	29	Pa. Stastny	47	I. Laperriere	140
2008-09	M. Hejduk	27	R. Smyth	33	I. Laperriere	163
2009-10	C. Stewart	28	Pa. Stastny	59	C. McLeod	138
2010-11	Duchene/Jones	27	Duchene/Liles	40	C. McLeod	189
2011-12	G. Landeskog	22	R. O'Reilly	37	C. McLeod	164
2012-13	P. Parenteau	18	M. Duchene	26	C. McLeod	83
2013-14	R. O'Reilly	28	M. Duchene	47	C. McLeod	122
2014-15	J. Iginla	29	T. Barrie	41	C. McLeod	191
2015-16	M. Duchene	30	C. Soderberg	39	C. McLeod	138
2016-17	M. Rantanen	20	N. MacKinnon	37	N. Zadorov	73
2017-18	N. MacKinnon	39	N. MacKinnon	58	N. Zadorov	103
2018-19	N. MacKinnon	41	N. MacKinnon	58	I. Cole	115
2019-20	N. MacKinnon	35	N. MacKinnon	58	N. Kadri	97

YEAR-BY-YEAR LEADERS

YEAR-BY-YEAR LEADERS

YEAR	SH GOALS	GW GOALS	PLUS/MINUS	SHOTS	TOI/GAME				
1979-80	(4) Players Tied	1	M. Tardif	4	R. Ftorek	6	R. Cloutier	254	--
1980-81	(3) Players Tied	2	J. Richard	6	M. Marois	11	M. Goulet	265	--
1981-82	M. Goulet	6	R. Cloutier	5	M. Goulet	35	M. Goulet	251	--
1982-83	M. Goulet	4	A. Stastny	7	M. Goulet	30	M. Goulet	256	--
1983-84	W. Paiement	3	M. Goulet	16	M. Goulet	62	M. Goulet	239	--
1984-85	Hunter/McKegney	3	Pe. Stastny	9	B. Bell	30	M. Goulet	257	--
1985-86	Anderson/Cote	3	Pe. Stastny	8	D. Shaw	13	M. Goulet	244	--
1986-87	(3) Players Tied	2	M. Goulet	6	J. Brown	11	M. Goulet	276	--
1987-88	Eagles/Jackson	2	(3) Players Tied	4	G. Duchesne	8	M. Goulet	284	--
1988-89	M. Hough	3	P. Stastny	5	R. Moller	2	J. Brown	276	--
1989-90	C. Loiselle	3	J. Brown	3	C. Wolanin	2	J. Sakic	234	--
1990-91	J. Sakic	3	J. Sakic	7	S. Morin	6	J. Sakic	245	--
1991-92	J. Sakic	3	G. Paslawski	4	M. Tatarinov	8	M. Sundin	231	--
1992-93	S. Young	6	M. Ricci	10	C. Leschyshyn	25	J. Sakic	264	--
1993-94	M. Ricci	3	J. Sakic	9	C. Wolanin	16	J. Sakic	279	--
1994-95	S. Young	3	O. Nolan	8	C. Leschyshyn	29	S. Young	167	--
1995-96	J. Sakic	6	C. Lemieux	10	C. Leschyshyn	32	J. Sakic	339	--
1996-97	P. Forsberg	4	K. Jones	7	P. Forsberg	31	J. Sakic	261	--
1997-98	P. Forsberg	3	P. Forsberg	7	U. Krupp	21	C. Lemieux	261	--
1998-99	J. Sakic	5	C. Lemieux	8	P. Forsberg	27	C. Lemieux	292	--
1999-00	(3) Players Tied	1	M. Hejduk	9	J. Sakic	30	J. Sakic	242	A. Foote 25:52
2000-01	J. Sakic	3	J. Sakic	12	J. Sakic	45	J. Sakic	332	R. Bourque 26:06
2001-02	(6) Players Tied	1	C. Drury	6	G. deVries	18	J. Sakic	260	R. Blake 27:35
2002-03	R. Blake	2	D. Morris	7	Forsberg/Hejduk	52	R. Blake	269	R. Blake 26:21
2003-04	D. Hinote	2	M. Hejduk	6	A. Tanguay	30	J. Sakic	253	R. Blake 24:23
2004-05	--	--	--	--	--	--	--	--	--
2005-06	(3) Players Tied	2	M. Svatos	9	M. Hejduk	13	R. Blake	264	R. Blake 24:22
2006-07	B. Richardson	3	Hejduk/Stastny	6	K. Klee	18	J. Sakic	258	B. Clark 23:40
2007-08	Finger/Hejduk	1	Svatos/Wolski	6	Pa. Stastny	22	M. Hejduk	205	B. Clark 23:09
2008-09	(4) Players Tied	1	(3) Players Tied	3	B. Guite	2	R. Smyth	257	S. Hannan 22:22
2009-10	Jones/O'Reilly	2	C. Stewart	5	W. Wolski	15	C. Stewart	221	K. Quincey 23:36
2010-11	Mauldin/Winnik	2	D. Jones	4	G. Mauldin	5	M. Duchene	202	J. Liles 22:00
2011-12	(5) Players Tied	1	Jones/Landeskog	5	G. Landeskog	20	G. Landeskog	270	K. Quincey 22:21
2012-13	G. Landeskog	3	M. Duchene	3	C. Kobasew	6	M. Duchene	132	T. Barrie 21:34
2013-14	(3) Players Tied	1	Duchene/O'Reilly	6	G. Landeskog	21	N. MacKinnon	241	E. Johnson 23:00
2014-15	(4) Players Tied	1	Duchene/Tanguay	4	T. Barrie	5	G. Landeskog	214	E. Johnson 24:25
2015-16	Comeau/Johnson	2	Duchene/MacKinnon	6	Z. Redmond	5	N. MacKinnon	245	F. Beauchemin 25:04
2016-17	N. MacKinnon	2	N. MacKinnon	4	S. Henley	1	N. MacKinnon	251	T. Barrie 23:18
2017-18	B. Comeau	3	N. MacKinnon	12	P. Nemeth	27	N. MacKinnon	284	E. Johnson 25:26
2018-19	Compher/Soderberg	3	G. Landeskog	9	N. MacKinnon	20	N. MacKinnon	365	N. MacKinnon 22:05
2019-20	M. Calvert	3	A. Burakovsky	6	R. Graves	40	N. MacKinnon	318	S. Girard 21:18

RECORDS VS. SINGLE OPPONENT

MOST POINTS VS. ONE TEAM, CAREER

Peter Stastny	115	vs. Hartford/Carolina
Joe Sakic	103	vs. Calgary
Joe Sakic	99	vs. Edmonton
Michel Goulet	98	vs. Hartford/Carolina
Joe Sakic	97	vs. Vancouver

MOST GOALS VS. ONE TEAM, CAREER

Michel Goulet	60	vs. Hartford/Carolina
Michel Goulet	50	vs. Montreal
Michel Goulet	42	vs. Boston
Joe Sakic	40	vs. Calgary

MOST ASSISTS VS. ONE TEAM, CAREER

Peter Stastny	77	vs. Hartford/Carolina
Peter Stastny	69	vs. Boston
Joe Sakic	66	vs. Vancouver
Joe Sakic	63	vs. Calgary

MOST POINTS VS. ONE TEAM, SEASON

Joe Sakic	20	2006-07 vs. Calgary
Peter Stastny	20	1987-88 vs. Hartford
Peter Stastny	18	1982-83 vs. Hartford

MOST GOALS VS. ONE TEAM, SEASON

Michel Goulet	13	1982-83 vs. Hartford
Michel Goulet	11	1981-82 vs. Hartford
Michel Goulet	9	1987-88 vs. Montreal
Michel Goulet	9	1986-87 vs. Buffalo

MOST ASSISTS VS. ONE TEAM, SEASON

Joe Sakic	15	2006-07 vs. Calgary
Peter Stastny	14	1987-88 vs. Hartford
Peter Stastny	13	1981-82 vs. Boston
Peter Stastny	13	1982-83 vs. Hartford

YEAR-BY-YEAR LEADERS

YEAR-BY-YEAR GOALTENDING LEADERS

YEAR	GAMES	WINS	SHUTOUTS	GAA	SAVE PCT					
1979-80	M. Dion	50	M. Dion	15	M. Dion	3.70	--			
1980-81	M. Plasse	33	D. Bouchard	19	D. Bouchard	3.17	--			
1981-82	D. Bouchard	60	D. Bouchard	27	D. Bouchard	3.86	--			
1982-83	D. Bouchard	50	D. Bouchard	20	J. Garrett	3	D. Bouchard	.875		
1983-84	D. Bouchard	56	D. Bouchard	29	Bouchard/Gosselin	1	D. Bouchard	.880		
1984-85	M. Gosselin	35	M. Gosselin	19	Gosselin/Sevigny	1	M. Gosselin	.877		
1985-86	C. Malarchuk	46	C. Malarchuk	26	C. Malarchuk	4	C. Malarchuk	.895		
1986-87	C. Malarchuk	54	C. Malarchuk	18	C. Malarchuk	1	M. Gosselin	3.18	C. Malarchuk	.884
1987-88	M. Gosselin	54	M. Gosselin	20	M. Gosselin	2	M. Brunetta	3.72	M. Brunetta	.874
1988-89	M. Gosselin	39	M. Gosselin	11	--	R. Tugnut	3.60	R. Tugnut	.890	
1989-90	R. Tugnut	35	R. Tugnut	5	--	R. Tugnut	4.61	R. Tugnut	.856	
1990-91	R. Tugnut	56	R. Tugnut	12	--	R. Tugnut	4.04	R. Tugnut	.885	
1991-92	R. Tugnut	30	S. Fiset	7	(3) Players Tied	1	J. Cloutier	3.93	J. Cloutier	.876
1992-93	R. Hextall	54	R. Hextall	29	--	S. Fiset	3.40	R. Hextall	.888	
1993-94	S. Fiset	50	S. Fiset	20	S. Fiset	2	J. Thibault	3.31	J. Thibault	.892
1994-95	S. Fiset	32	S. Fiset	17	S. Fiset	2	J. Thibault	2.34	J. Thibault	.917
1995-96	P. Roy	39	P. Roy/S. Fiset	22	P. Roy/S. Fiset	1	P. Roy	2.68	P. Roy	.909
1996-97	P. Roy	62	P. Roy	38	P. Roy	7	P. Roy	2.32	P. Roy	.923
1997-98	P. Roy	65	P. Roy	31	P. Roy	4	P. Roy	2.39	P. Roy	.916
1998-99	P. Roy	61	P. Roy	32	P. Roy	5	P. Roy	2.29	P. Roy	.917
1999-00	P. Roy	63	P. Roy	32	M. Denis	3	P. Roy	2.28	P. Roy	.914
2000-01	P. Roy	62	P. Roy	40	P. Roy	4	P. Roy	2.21	P. Roy	.913
2001-02	P. Roy	63	P. Roy	32	P. Roy	9	P. Roy	1.94	P. Roy	.925
2002-03	P. Roy	63	P. Roy	35	P. Roy	5	P. Roy	2.18	P. Roy	.920
2003-04	D. Aebischer	62	D. Aebischer	32	D. Aebischer	4	D. Aebischer	2.09	D. Aebischer	.924
2004-05	--	--	--	--	--	--	--	--	--	--
2005-06	D. Aebischer	43	D. Aebischer	25	D. Aebischer	3	P. Budaj	2.86	P. Budaj	.900
2006-07	P. Budaj	57	P. Budaj	31	P. Budaj	3	P. Budaj	2.68	P. Budaj	.905
2007-08	J. Theodore	53	J. Theodore	28	J. Theodore	3	J. Theodore	2.44	J. Theodore	.910
2008-09	P. Budaj	56	P. Budaj	20	P. Budaj	2	P. Budaj	2.86	P. Budaj	.899
2009-10	C. Anderson	71	C. Anderson	38	C. Anderson	7	C. Anderson	2.64	C. Anderson	.917
2010-11	P. Budaj	45	P. Budaj	15	P. Budaj	1	P. Budaj	3.20	C. Anderson	.897
2011-12	S. Varlamov	53	S. Varlamov	26	S. Varlamov	4	J. Giguere	2.27	J. Giguere	.919
2012-13	S. Varlamov	35	S. Varlamov	11	S. Varlamov	3	J. Giguere	2.84	J. Giguere	.908
2013-14	S. Varlamov	63	S. Varlamov	41	Giguere/Varlamov	2	S. Varlamov	2.41	S. Varlamov	.927
2014-15	S. Varlamov	57	S. Varlamov	28	S. Varlamov	5	S. Varlamov	2.56	S. Varlamov	.921
2015-16	S. Varlamov	57	S. Varlamov	27	S. Varlamov	2	S. Varlamov	2.81	S. Varlamov	.914
2016-17	C. Pickard	50	C. Pickard	15	C. Pickard	2	C. Pickard	2.98	C. Pickard	.904
2017-18	S. Varlamov	51	S. Varlamov	24	Bernier/Varlamov	2	S. Varlamov	2.68	S. Varlamov	.920
2018-19	S. Varlamov	49	S. Varlamov	20	P. Grubauer	3	P. Grubauer	2.64	P. Grubauer	.917
2019-20	P. Grubauer	36	P. Francouz	21	P. Grubauer	2	P. Francouz	2.41	P. Francouz	.923

MOST SAVES, FRANCHISE HISTORY

NO	NAME	DATE	OPPONENT
70	Ron Tugnut	March 21, 1991	at Boston
57	Semyon Varlamov	Nov. 2, 2017	Carolina
54	Semyon Varlamov	Jan. 6, 2015	at Chicago
51	Semyon Varlamov	Dec. 11, 2016	at Toronto
51	Patrick Roy	Dec. 10, 1997	at Toronto
50	Semyon Varlamov	Feb. 16, 2013	at Edmonton
49	Semyon Varlamov	Oct. 28, 2014	San Jose
49	Jacques Cloutier	Feb. 23, 1991	at Calgary
49	Scott Gordon	Feb. 4, 1990	Boston

MOST SAVES, AVALANCHE HISTORY

NO	NAME	DATE	OPPONENT
57	Semyon Varlamov	Nov. 2, 2017	Carolina
54	Semyon Varlamov	Jan. 6, 2015	at Chicago
51	Semyon Varlamov	Dec. 11, 2016	at Toronto
51	Patrick Roy	Dec. 10, 1997	at Toronto
50	Semyon Varlamov	Feb. 16, 2013	at Edmonton
49	Semyon Varlamov	Oct. 28, 2014	San Jose
48	Craig Anderson	Oct. 24, 2009	Detroit
48	Craig Anderson	March 14, 2010	at Dallas
48	Patrick Roy	Oct. 15, 1997	at Edmonton

LONGEST WINNING STREAKS, GOALTENDER

PLAYER	GAMES	DATES	PLAYER	GAMES	DATES
Patrick Roy	11 games	Jan. 12 - Feb. 7, 1999	David Aebischer	7 games	Jan. 3-17, 2006
Jonathan Bernier	9 games	Dec. 31, 2017 - Jan. 22, 2018	David Aebischer	7 games	Oct. 21 - Nov. 10, 2005
Stephane Fiset	9 games	Oct. 18 - Nov. 18, 1995	Patrick Roy	7 games	Jan. 10-30, 2001
Jocelyn Thibault	8 games	March 6-26, 1995	Patrick Roy	7 games	Oct. 10-28, 2000
J.S. Giguere	7 games	Oct. 10 - Dec. 6, 2013	Clint Malarchuk	7 games	Dec. 31, 1985 - Jan. 11, 1986
Andrew Raycroft	7 games	Nov. 29, 2008 - Jan. 10, 2009	Dan Bouchard	7 games	Nov. 24 - Dec. 10, 1983

ALL-TIME SCORING STREAKS

LONGEST POINT STREAKS

GM	PLAYER	DATES
30	Mats Sundin	Oct. 8 - Dec. 10, 1992
20	*Paul Stastny	Feb. 3 - March 17, 2007
19	Peter Stastny	Nov. 29, 1983 - Jan. 14, 1984
18	Peter Stastny	Jan. 17 - Feb. 23, 1982
16	Alex Tanguay	Feb. 6 - March 7, 2003
16	Peter Stastny	Oct. 8 - Nov. 13, 1987
16	Peter Stastny	Feb. 10 - March 15, 1983
16	*Peter Stastny	Oct. 25 - Nov. 30, 1980
15	Steve Duchesne	Nov. 3-30, 1992
15	J.F. Sauve	Nov. 30, 1985 - Jan. 2, 1986
15	Michel Goulet	Feb. 25 - March 25, 1984
14	Mikko Rantanen	Nov. 18 - Dec. 15, 2018
14	Nathan MacKinnon	Feb. 24 - March 22, 2018
14	Joe Sakic	Feb. 29 - March 29, 2000
14	Michel Goulet	Oct. 19 - Nov. 22, 1985
13	Nathan MacKinnon	Oct. 3 - Nov. 1, 2019 (start of season)
13	*Nathan MacKinnon	Jan. 25 - March 6, 2014
13	Joe Sakic	March 12 - April 9, 2006
13	Milan Hejduk	Feb. 11 - March 7, 2003
13	Milan Hejduk	Dec. 6, 2002 - Jan. 2, 2003
13	Valeri Kamensky	March 2-31, 1993
13	Joe Sakic	Feb. 26 - March 24, 1992
13	Peter Stastny	Dec. 19, 1985 - Jan. 17, 1986
13	*Marian Stastny	Nov. 9 - Dec. 2, 1981
13	Marc Tardif	March 4-31, 1981
13	Michel Goulet	Nov. 24 - Dec. 21, 1980

* - indicates rookie

LONGEST GOAL STREAKS

GM	PLAYER	DATES
9	Michel Goulet	Dec. 14, 1983 - Jan. 5, 1984
7	Milan Hejduk	Feb. 11-23, 2003
7	Joe Sakic	Feb. 29 - March 14, 2000
7	Joe Sakic	Oct. 7-22, 1997
7	Peter Stastny	March 11-25, 1984
6	Nathan MacKinnon	Oct. 4-16, 2018
6	Joe Sakic	March 13-24, 2001
6	Peter Forsberg	Dec. 13-27, 1997
6	Peter Forsberg	March 3-14, 1997
6	Joe Sakic	March 22 - April 1, 1990
6	Michel Goulet	Dec. 18-31, 1985
6	Michel Goulet	Oct. 24 - Nov. 5, 1985
6	Michel Goulet	Dec. 20-31, 1984
6	Michel Goulet	Nov. 13-24, 1984
6	Michel Goulet	Jan. 21 - Feb. 1, 1983
6	Real Cloutier	Feb. 23 - March 6, 1982

LONGEST ASSIST STREAKS

GM	PLAYER	DATES
12	Joe Sakic	Feb. 27 - March 24, 1992
10	Joe Sakic	Feb. 6-24, 2007
10	Joe Sakic	Dec. 27, 1999 - Jan. 17, 2000
9	John-Michael Liles	Oct. 7-26, 2010
8	Mikko Rantanen	Oct. 4-20, 2018
8	Joe Sakic	Oct. 19 - Nov. 5, 2007
8	Andrew Brunette	March 7-25, 2007
8	Alex Tanguay	Feb. 8-21, 2003
8	Alex Tanguay	Nov. 1-16, 2000

FRANCHISE ROOKIE GOAL-SCORING STREAKS

GM	PLAYER	DATES
5	Anton Stastny	Dec. 14-23, 1980
4	Paul Stastny	Feb. 6-13, 2007
4	Marek Svatos	Jan. 5-11, 2006
4	Andrei Kovalenko	Feb. 28 - March 6, 1993
4	Joe Sakic	Oct. 8-14, 1988
4	Marian Stastny	Oct. 28 - Nov. 4, 1981
4	Marian Stastny	Feb. 27 - March 6, 1982

ALL-TIME HAT TRICKS

HAT TRICKS

	PLAYER	DATE	SCORE	GOALTENDER
1979-80 (3)	1. Real Cloutier	Oct. 10, 1979	ATL 5 vs QUE 3	Daniel Bouchard
	2. Marc Tardif	Mar. 29, 1980	QUE 7 at DET 9	Rogatien Vachon
	3. Real Cloutier	Mar. 30, 1980	NYI 9 vs QUE 6	Glenn Resch
1980-81 (8)	4. John Wensink	Dec. 14, 1980	EDM 5 vs QUE 6	Ron Low (2) Ed Mio (1) Billy Smith
	5. Marc Tardif	Jan. 31, 1981	NYI 1 vs QUE 5	Garry Bromley
	6. Peter Stastny	Feb. 20, 1981	QUE 9 at VAN 3	Garry Bromley
	7. Anton Stastny	Feb. 20, 1981	QUE 9 at VAN 3	Mike Palmateer (3)
	8.* Peter Stastny (4 goals)	Feb. 22, 1981	QU 11 at WSH 7	Wayne Stephenson (1) Mike Palmateer (1)
	9. Anton Stastny	Feb. 22, 1981	QUE 11 at WSH 7	Wayne Stephenson (2) Mike Palmateer (1)
	10. Jacques Richard	Feb. 22, 1981	QUE 11 at WSH 7	Wayne Stephenson (2) Mike Palmateer (1)
11. Robbie Ftorek	Mar. 18, 1981	QUE 6 at WSH 4	Mike Palmateer (2) Dave Parro (1)	
1981-82 (14)	12. Miroslav Frycer	Oct. 17, 1981	TOR 4 vs QUE 6	Michel Larocque
	13. Dale Hunter	Oct. 21, 1981	QUE 6 at WSH 3	Mike Palmateer
	14. Real Cloutier	Oct. 24, 1981	DET 3 vs QUE 8	Gilles Gilbert
	15. Peter Stastny	Oct. 27, 1981	QUE 7 at LA 8	Mario Lessard
	16. Miroslav Frycer	Nov. 22, 1981	QUE 6 at BOS 1	Marco Baron
	17. Marc Tardif	Nov. 28, 1981	NYR 4 vs QUE 7	Steve Weeks
	18. Dale Hunter	Dec. 2, 1981	EDM 8 vs QUE 9	Ron Low
	19. Marc Tardif	Dec. 12, 1981	STL 6 vs QUE 4	Mike Liut
	20. Michel Goulet	Dec. 29, 1981	CHI 1 vs QUE 8	Tony Esposito (2) Murray Bannerman (1)
	21. Miroslav Frycer	Feb. 2, 1982	COL 7 vs QUE 8	Philippe Myre
	22. Miroslav Frycer	Feb. 16, 1982	WPG 3 vs QUE 7	Doug Soetaert
	23. Wilf Paiement	Mar. 13, 1982	CHI 3 vs QUE 9	Murray Bannerman
24. Peter Stastny	Apr. 1, 1982	QUE 8 at BOS 5	Marco Baron (2) Rogatien Vachon (1) Rogatien Vachon	
1982-83 (10)	25. Alain Cote	Apr. 1, 1982	QUE 8 at BOS 5	Rogatin Vachon
	26. Peter Stastny	Oct. 6, 1982	QUE 6 at BUF 4	Robert Sauve
	27. Peter Stastny	Oct. 9, 1982	BUF 4 vs QUE 6	Robert Sauve
	28. Marian Stastny	Oct. 21, 1982	PIT 4 vs QUE 8	Greg Millen
	29. Michel Goulet	Oct. 26, 1982	TOR 4 vs QUE 9	Michel Larocque
	30. Marian Stastny	Nov. 16, 1982	BOS 7 vs QUE 4	Pete Peeters
31. Real Cloutier	Dec. 7, 1982	BOS 5 vs QUE 10	Pete Peeters (1) Mike Moffat (2)	
32. Peter Stastny	Dec. 11, 1982	QUE 7 at PIT 4	Denis Herron	
33. Real Cloutier	Jan. 29, 1983	NJ 4 vs QUE 6	Glenn Resch	
34. Michel Goulet	Mar. 5, 1983	HFD 3 vs QUE 10	Greg Millen (2) Mike Veisor (1)	
35. Peter Stastny	Mar. 6, 1983	QUE 7 at HFD 3	Greg Millen	
1983-84 (4)	36. Dale Hunter	Oct. 4, 1983	NYI 3 vs QUE 7	Roland Melanson
	37. Anton Stastny	Oct. 8, 1983	BUF 2 vs QUE 9	Robert Sauve
	38. Michel Goulet	Jan. 17, 1984	BOS 3 vs QUE 7	Pete Peeters
	39. Michel Goulet	Mar. 8, 1984	QUE 8 at PIT 6	Denis Herron
1984-85 (7)	40. Tony McKegney	Oct. 31, 1984	QUE 5 at HFD 3	Greg Millen
	41. Marian Stastny	Dec. 1, 1984	HFD 4 vs QUE 8	Greg Millen
	42. Michel Goulet	Dec. 29, 1984	PIT 2 vs QUE 10	Denis Herron
	43. Paul Gillis	Jan. 31, 1985	QUE 5 at BOS 6	Pete Peeters
	44. Brent Ashton	Feb. 3, 1985	MIN 1 vs QUE 5	Don Beaupre
	45. Brent Ashton	Mar. 5, 1985	BOS 4 vs QUE 6	Pete Peeters
	46. Michel Goulet	Mar. 18, 1985	QUE 8 at BOS 4	Doug Keans
1985-86 (6)	47. Peter Stastny	Nov. 28, 1985	QUE 3 at BOS 0	Doug Keans
	48.* Michel Goulet (4 goals)	Dec. 14, 1985	NJ 3 vs QUE 9	Alain Chevrier
	49. Brent Ashton	Dec. 14, 1985	NJ 3 vs QUE 9	Alain Chevrier
	50. Michel Goulet	Mar. 8, 1986	QUE 6 at HFD 3	Mike Liut
	51.* Michel Goulet (4 goals)	Mar. 17, 1986	QUE 8 at MTL 6	Patrick Roy
	52. Peter Stastny	Mar. 29, 1986	QUE 5 at LA 3	Roland Melanson
1986-87 (4)	53. Brent Ashton	Oct. 28, 1986	LA 2 vs QUE 6	Darren Eliot
	54. Michel Goulet	Nov. 21, 1986	QUE 6 at BUF 1	Jacques Cloutier
	55. Brent Ashton	Dec. 13, 1986	BUF 0 vs QUE 7	Jacques Cloutier
	56. Lane Lambert	Apr. 5, 1987	QUE 6 at BOS 4	Bill Ranford
1987-88 (6)	57. Michel Goulet	Oct. 12, 1987	QUE 5 at MTL 2	Patrick Roy
	58. Peter Stastny	Oct. 24, 1987	CGY 7 vs QUE 5	Mike Vernon
	59. Alan Haworth	Nov. 3, 1987	STL 3 vs QUE 4	Greg Millen
	60. Michel Goulet	Dec. 27, 1987	HFD 3 vs QUE 5	Mike Liut
	61. Peter Stastny	Jan. 26, 1988	LA 3 vs QUE 5	Glenn Healy
	62. Peter Stastny	Feb. 21, 1988	QUE 6 at BUF 5	Tom Barrasso
1988-89 (5)	63. Joe Sakic	Oct. 22, 1988	QUE 3 at NYI 7	Kelly Hruddy
	64. Walt Poddubny	Nov. 3, 1988	QUE 6 at PIT 2	Steve Guenette
	65. Joe Sakic	Nov. 24, 1988	MTL 3 vs QUE 5	Brian Hayward
	66.* Peter Stastny (4 goals)	Feb. 11, 1989	PIT 1 vs QUE 8	Wendell Young (2) Frank Pietrangelo (2) Bob Froese
	67. Peter Stastny	Mar. 18, 1989	NYR 3 vs QUE 8	Bob Froese
1989-90 (2)	68. Joe Sakic	Oct. 8, 1989	HFD 9 vs QUE 6	Kay Whitmore
	69. Peter Stastny	Nov. 9, 1989	QUE 7 at NYI 5	Mark Fitzpatrick (1) Glenn Healy (2)
1990-91 (5)	70. Mats Sundin	Nov. 24, 1990	WPG 11 vs QUE 4	Richard Tabaracci
	71. Bryan Fogarty	Dec. 1, 1990	BUF 2 vs QUE 4	Clint Malarchuk
	72. Jeff Jackson	Jan. 3, 1991	QUE 7 at STL 8	Vincent Riendeau
	73. Mats Sundin	Feb. 23, 1991	QUE 8 at CGY 10	Mike Vernon
	74. Joe Sakic	Mar. 19, 1991	EDM 7 vs QUE 6	Bill Ranford
1991-92 (4)	75. Owen Nolan	Oct. 12, 1991	BUF 5 vs QUE 4	Daren Pappa
	76. Owen Nolan	Oct. 29, 1991	WPG 2 vs QUE 7	Bob Essensa
	77.* Mats Sundin (5 goals)	Mar. 5, 1992	QUE 10 at HFD 4	Peter Sidorkiewicz (3) Kay Whitmore (2)
	78.* Joe Sakic (4 goals)	Apr. 14, 1992	BUF 3 vs QUE 7	Clint Malarchuk (4)
1992-93 (5)	79. Owen Nolan	Oct. 10, 1992	OTT 2 vs QUE 9	Steve Weeks (1) Peter Sidorkiewicz (2)
	80. Andrei Kovalenko	Nov. 11, 1992	QUE 7 at OTT 3	Steve Weeks
	81. Owen Nolan	Nov. 26, 1992	QUE 5 at TOR 4	Felix Potvin
	82. Mats Sundin	Dec. 5, 1992	MIN 7 vs QUE 4	Jon Casey
	83. Scott Young	Dec. 12, 1992	QUE 8 at SJ 7	Brian Hayward

ALL-TIME HAT TRICKS

HAT TRICKS (continued)

	PLAYER	DATE	SCORE	GOALTENDER
1993-94 (2)	84. Scott Young 85.* Mike Ricci (5 goals)	Dec. 19, 1993 Feb. 17, 1994	SJ 5 vs QUE 7 QUE 8 at SJ 2	Jimmy Waite Arturs Irbe (3), Jimmy Waite (2)
1994-95 (6)	86. Wendel Clark 87. Uwe Krupp 88. Owen Nolan	Feb. 9, 1995 Mar. 1, 1995 Mar. 6, 1995	BOS 3 vs QUE 4 TB 2 vs QUE 8 NJ 3 vs QUE 6	Vincent Riendeau Daren Pappa Martin Brodeur (2) Chris Terreri (1) Don Beaupre (2) Craig Billington (1) Mike Richter (2) Glenn Healy (1) Don Beaupre
	89. Scott Young	Mar. 26, 1995	OTT 4 vs QUE 11	
	90. Owen Nolan	Mar. 30, 1995	NYR 4 vs QUE 5	
	91. Owen Nolan	Apr. 2, 1995	OTT 5 vs QUE 7	
1995-96 (6)	92. Claude Lemieux 93. Valeri Kamensky	Nov. 28, 1995 Dec. 5, 1995	COL 7 at NYI 3 SJ 2 vs COL 12	Jamie McLennan Chris Terreri (2) Wade Flaherty (1)
	94. Claude Lemieux 95. Peter Forsberg 96. Peter Forsberg 97. Valeri Kamensky	Jan. 16, 1996 Feb. 11, 1996 Feb. 19, 1996 Mar. 20, 1996	COL 5 at PIT 2 COL 5 at PHI 3 COL 7 at EDM 5 COL 5 at LA 2	Ken Wregget Ron Hextall Curtis Joseph Kelly Hrudey
1996-97 (5)	98. Eric Lacroix 99. Scott Young 100. Joe Sakic 101. Valeri Kamensky 102. Peter Forsberg	Oct. 15, 1996 Nov. 9, 1996 Mar. 14, 1997 Mar. 26, 1997 Apr. 2, 1997	EDM 2 vs COL 7 MTL 2 vs COL 5 PIT 3 vs COL 6 COL 5 at DET 6 COL 5 at CGY 1	Curtis Joseph Pat Jablonski Ken Wregget Mike Vernon Trevor Kidd
1997-98 (2)	103. Claude Lemieux 104. Valeri Kamensky	Nov. 18, 1997 Jan. 3, 1998	COL 6 at WSH 6 COL 5 at PIT 4	Bill Ranford Peter Skudra
1998-99 (4)	105. Valeri Kamensky 106. Joe Sakic 107. Peter Forsberg 108. Theo Fleury	Nov. 6, 1998 Feb. 19, 1999 Mar. 3, 1999 Mar. 28, 1999	COL 5 at EDM 2 COL 4 at NSH 4 COL 7 at FLA 5 COL 5 vs LA 2	Bob Essensa Mike Dunham Sean Burke Jamie Storr (1) Stephane Fiset (2)
1999-00 (5)	109. Sandis Ozolinsh 110. Adam Deadmarsh 111. Shjon Podein 112. Joe Sakic 113. Joe Sakic	Dec. 6, 1999 Jan. 5, 2000 Feb. 18, 2000 Mar. 7, 2000 Mar. 23, 2000	COL 5 vs VAN 2 COL 4 vs CGY 0 COL 4 at NYR 2 COL 8 at CGY 3 COL 4 at PHO 2	Kevin Weekes Fred Brathwaite Mike Richter Fred Brathwaite Bob Essensa
2000-01 (2)	114. Joe Sakic 115. Joe Sakic	Dec. 12, 2000 Apr. 4, 2001	COL 5 vs LAK 2 COL 5 vs EDM 3	Jamie Storr Tommy Salo
2001-02 (2)	116. Radim Vrbata 117. Seven Reinprecht	Feb. 8, 2002 Apr. 3, 2002	COL 6 at MIN 0 COL 6 vs ATL 0	Emmanuel Fernandez Frederic Cassivi
2002-03 (6)	118. Peter Forsberg 119. Steven Reinprecht	Dec. 29, 2002 Jan. 4, 2003	COL 6 vs LAK 1 COL 6 at SJS 1	Felix Potvin Evgeni Nabokov (1) Miikka Kiprusoff (2)
	120. Milan Hejduk 121. Peter Forsberg 122. Joe Sakic 123. Alex Tanguay	Feb. 8, 2003 Feb. 9, 2003 Mar. 13, 2003 Mar. 22, 2003	COL 5 vs DET 3 COL 4 vs CGY 2 COL 5 at CBJ 1 COL 8 vs CHI 1	Curtis Joseph Roman Turek Marc Denis Craig Anderson
2003-04 (5)	124. Peter Forsberg 125. Joe Sakic	Oct. 23, 2003 Dec. 20, 2003	COL 6 vs EDM 1 COL 3 at LAK 3	Ty Conklin (2) Tommy Salo (1) Roman Cechmanek (2) Cristobal Huet (1)
	126. Alex Tanguay 127. Joe Sakic 128. Milan Hejduk	Jan. 21, 2004 Mar. 3, 2004 Mar. 8, 2004	COL 6 at FLA 5 COL 5 vs VAN 5 COL 9 at VAN 2	Roberto Luongo Dan Cloutier Dan Cloutier (1) Johan Hedberg (2)
2005-06 (2)	129. Marek Svatos 130. Marek Svatos	Oct. 10, 2005 Jan. 9, 2006	COL 7 vs CGY 3 COL 6 vs STL 1	Miikka Kiprusoff Jason Bacashihua
2006-07 (3)	131. Andrew Brunette 132. Milan Hejduk 133. Milan Hejduk	Dec. 19, 2006 Feb. 15, 2007 Apr. 5, 2007	COL 7 at EDM 6 COL 7 at CGY 5 COL 3 at VAN 1	Dwayne Roloson Miikka Kiprusoff Roberto Luongo
2007-08 (3)	134. Paul Stastny 135. Joe Sakic 136. Milan Hejduk	Oct. 3, 2007 Oct. 13, 2007 Dec. 9, 2007	COL 4 vs DAL 3 COL 5 vs CBJ 1 COL 9 vs STL 5	Marty Turco Pascal Leclaire Hannu Toivonen
2008-09	None			
2009-10 (1)	137. Chris Stewart	March 6, 2010	COL 7 vs STL 3	Chris Mason (2) Ty Conklin (1)
2010-11 (2)	138. Chris Stewart 139. Tomas Fleischmann	Oct. 28, 2010 Dec. 15, 2010	COL 6 at CGY 5 COL 4 at CHI 3	Henrik Karlsson Corey Crawford
2011-12 (1)	140. Matt Duchene	Nov. 4, 2011	COL 6 at DAL 7	Kari Lehtonen
2012-13	None			
2013-14	None			
2014-15 (1)	141. Nathan MacKinnon	Feb. 22, 2015	COL 5 vs TBL 4	Andrei Vasilevskiy
2015-16 (1)	142. Nathan MacKinnon	Dec. 28, 2015	COL 6 at SJS 3	Martin Jones (2), empty net (1)
2016-17 (2)	143. Joe Colborne 144. Mikko Rantanen	Oct. 15, 2016 Feb. 7, 2017	COL 6 vs DAL 5 COL 4 vs MTL 0	Antti Niemi Carey Price
2017-18 (3)	145. Matt Nieto 146. Gabriel Landeskog 147. Gabriel Landeskog	Oct. 24, 2017 Nov. 16, 2017 Dec. 16, 2017	COL 5 vs DAL 3 COL 6 vs WSH 2 COL 5 vs TBL 6	Ben Bishop (2), empty net (1) Philipp Grubauer Peter Budaj
2018-19 (2)	148. Gabriel Landeskog 149. Carl Soderberg	Oct. 18, 2018 Jan. 14, 2019	COL 5 at NJD 3 COL 6 at TOR 3	Keith Kinkaid Frederik Andersen (2), empty net (1)
2019-20 (3)	150. Tyson Jost 151. Joonas Donskoi 152. Mikko Rantanen	Oct. 19, 2019 Nov. 7, 2019 Jan. 4, 2020	COL 6 at TBL 2 COL 9 vs NSH 4 COL 5 at NJD 2	Andrei Vasilevskiy Pekka Rinne (1), Juuse Saros (2) MacKenzie Blackwood (2), empty net (1)

ALL-TIME HAT TRICKS

HAT TRICKS BY PLAYER

Peter Stastny	16	Mikko Rantanen	2	Tyson Jost	1
Joe Sakic	15	Steven Reinprecht	2	Andrei Kovalenko	1
Michel Goulet	13	Chris Stewart	2	Uwe Krupp	1
Owen Nolan	7	Marek Svatos	2	Eric Lacroix	1
Peter Forsberg	7	Alex Tanguay	2	Lane Lambert	1
Brent Ashton	5	Andrew Brunette	1	Tony McKeegney	1
Real Cloutier	5	Wendel Clark	1	Matt Nieto	1
Milan Hejduk	5	Joe Colborne	1	Sandis Ozolinsh	1
Valeri Kamensky	5	Alain Cote	1	Wilf Paiement	1
Miroslav Frycer	4	Adam Deadmarsh	1	Walt Poddubny	1
Mats Sundin	4	Joonas Donskoi	1	Shjon Podein	1
Marc Tardif	4	Matt Duchene	1	Mike Ricci	1
Scott Young	4	Tomas Fleischmann	1	Jacques Richard	1
Dale Hunter	3	Theo Fleury	1	Carl Soderberg	1
Gabriel Landeskog	3	Bryan Fogarty	1	Paul Stastny	1
Claude Lemeux	3	Robbie Ftorek	1	Radim Vrba	1
Anton Stastny	3	Paul Gillis	1	John Wensink	1
Marian Stastny	3	Alan Haworth	1		
Nathan MacKinnon	2	Jeff Jackson	1		

YOUNGEST PLAYERS TO SCORE HAT TRICK, FRANCHISE HISTORY

PLAYER	AGE	DATE / OPPONENT
Joe Sakic	19 years, 107 days	Oct. 22, 1988 at NY Islanders
Joe Sakic	19 years, 140 days	Nov. 24, 1988 vs. Montreal
Nathan MacKinnon	19 years, 174 days	Feb. 22, 2015 vs. Tampa Bay

TOP SINGLE GAME PERFORMANCES, FRANCHISE HISTORY

MOST GOALS SCORED IN A SINGLE GAME FRANCHISE HISTORY

G	PLAYER	DATES
5	Mike Ricci	Feb. 17, 1994 at San Jose
5	Mats Sundin	March 5, 1992 at Hartford
4	Joe Sakic	April 14, 1992 vs. Buffalo
4	Peter Stastny	Feb. 11, 1989 vs. Pittsburgh
4	Michel Goulet	March 17, 1986 at Montreal
4	Michel Goulet	Dec. 14, 1985 vs. New Jersey
4	Peter Stastny	Feb. 22, 1981 at Washington

MOST ASSISTS IN A SINGLE GAME FRANCHISE HISTORY

A	PLAYER	DATES
5	Peter Forsberg	March 22, 2003 vs. Chicago
5	Peter Forsberg	Jan. 1, 2003 at Nashville
5	Joe Sakic	Oct. 15, 1996 vs. Edmonton
5	Peter Forsberg	Feb. 23, 1996 vs. Los Angeles
5	Mike Ricci	Dec. 12, 1992 at San Jose
5	Owen Nolan	March 5, 1992 at Hartford
5	Michel Goulet	Jan. 3, 1984 vs. Montreal
5	Marian Stastny	April 1, 1982 at Boston
5	Anton Stastny	Feb. 22, 1981 at Washington

MOST POINTS IN A SINGLE GAME FRANCHISE HISTORY

P	PLAYER	DATES
8	Anton Stastny	Feb. 22, 1981 at Washington
8	Peter Stastny	Feb. 22, 1981 at Washington
7	Mats Sundin	March 5, 1992 at Hartford
7	Peter Stastny	April 1, 1982 at Boston
6	Milan Hejduk	Dec. 9, 2007 vs. St. Louis
6	Peter Forsberg	Jan. 1, 2003 at Nashville
6	Peter Forsberg	March 3, 1999 at Florida
6	Joe Sakic	Oct. 15, 1996 vs. Edmonton
6	Mike Ricci	Dec. 12, 1992 at San Jose
6	Owen Nolan	March 5, 1992 at Hartford
6	Michel Goulet	March 17, 1986 at Montreal
6	Brent Ashton	March 5, 1985 vs. Boston
6	Michel Goulet	Jan. 3, 1984 vs. Montreal
6	Anton Stastny	Feb. 20, 1981 at Vancouver
6	Peter Stastny	Feb. 20, 1981 at Vancouver

ALL-TIME PENALTY SHOTS

PENALTY SHOTS BY AVALANCHE – REGULAR SEASON

51 Total (25 Made, 26 Missed)

PLAYER	DATE	OPPONENT	GOALTENDER	RESULT
1. Peter Stastny	Oct. 14, 1980	at Colorado	Al Smith	No Goal
2. Michel Goulet	Feb. 6, 1983	Washington	Pat Rigglin	Goal
3. Dale Hunter	Dec. 6, 1983	Calgary	Réjean Lemelin	Goal
4. Michel Goulet	Jan. 26, 1984	at NY Islanders	Kelly Hrudey	Goal
5. Michel Goulet	Dec. 29, 1984	Pittsburgh	Denis Herron	No Goal
6. Michel Goulet	Jan. 10, 1987	Montréal	Patrick Roy	Goal
7. Michel Goulet	Mar. 12, 1987	Pittsburgh	Pat Rigglin	No Goal
8. Mike Eagles	Nov. 9, 1987	Boston	Doug Keans	Goal
9. Lane Lambert	Mar. 15, 1988	Toronto	Ken Wregget	No Goal
10. Michel Goulet	Dec. 29, 1988	Toronto	Allan Bester	No Goal
11. Anton Stastny	Mar. 7, 1989	Toronto	Allan Bester	No Goal
12. Claude Loiselle	Oct. 28, 1989	Edmonton	Bill Ranford	No Goal
13. Joe Sakic	Dec. 9, 1989	Philadelphia	Ken Wregget	Goal
14. Scott Pearson	Mar. 16, 1991	at Pittsburgh	Tom Barrasso	Goal
15. Mats Sundin	Mar. 3, 1992	Buffalo	Tom Draper	Goal
16. Mats Sundin	Feb. 2, 1993	Los Angeles	Kelly Hrudey	No Goal
17. Alexei Gusarov	Mar. 10, 1993	Buffalo	Grant Fuhr	Goal
18. Andrei Kovalenko	Dec. 4, 1993	Vancouver	Kirk McLean	Goal
19. Joe Sakic	Jan. 14, 1996	Calgary	Trevor Kidd	Goal
20. Peter Forsberg	Feb. 1, 1996	Winnipeg	Tim Cheveldae	No Goal
21. Valeri Kamensky	Oct. 26, 1996	at Edmonton	Curtis Joseph	Goal
22. Peter Forsberg	Dec. 6, 1996	St. Louis	Grant Fuhr	No Goal
23. Adam Deadmarsh	Mar. 1, 1997	Chicago	Jeff Hackett	Goal
24. Joe Sakic	Nov. 1, 1997	Calgary	Tyler Moss	Goal
25. Chris Drury	Mar. 18, 2000	Detroit	Ken Wregget	Goal
26. Alex Tanguay	Dec. 1, 2000	Dallas	Ed Belfour	No Goal
27. Greg de Vries	Oct. 27, 2001	at Phoenix	Sean Burke	No Goal
28. Shjon Podein	Dec. 12, 2001	Columbus	Marc Denis	No Goal
29. Chris Drury	Apr. 12, 2002	at Anaheim	J. Giguere	Goal
30. Dean McAmmond	Jan. 23, 2003	Columbus	Marc Denis	No Goal
31. Milan Hejduk	Jan. 11, 2004	at Chicago	Michael Leighton	Goal
32. Milan Hejduk	Jan. 19, 2004	at Tampa Bay	Nikolai Khabibulin	Goal - OT
33. Paul Kariya	Feb. 28, 2004	at Columbus	Marc Denis	No Goal
34. Alex Tanguay	Nov. 12, 2005	at Calgary	Miikka Kiprusoff	Goal
35. Brett Clark	Nov. 18, 2005	at Anaheim	Ilya Bryzgalov	No Goal
36. Marek Svatos	Dec. 4, 2005	Buffalo	Martin Biron	Goal
37. Joe Sakic	Dec. 18, 2005	at NY Rangers	Kevin Weekes	Goal
38. Milan Hejduk	Oct. 12, 2008	at Edmonton	Mathieu Garon	Goal
39. Jordan Leopold	Dec. 15, 2008	at Detroit	Chris Osgood	Goal
40. Chris Stewart	Mar. 6, 2010	St. Louis	Ty Conklin	Goal
41. Kevin Porter	Jan. 18, 2011	Vancouver	Roberto Luongo	No Goal
42. Nathan MacKinnon	Feb. 4, 2016	Dallas	Antti Niemi	No Goal
43. Nathan MacKinnon	Mar. 3, 2016	Florida	Roberto Luongo	No Goal
44. Matt Nieto	Jan. 6, 2017	NY Islanders	Thomas Greiss	No Goal
45. Mikko Rantanen	Feb. 28, 2017	at Philadelphia	Steve Mason	No Goal
46. Gabriel Landeskog	Mar. 15, 2017	Detroit	Jimmy Howard	No Goal
47. Matt Nieto	Nov. 10, 2017	Ottawa (in Sweden)	Craig Anderson	No Goal
48. Gabriel Landeskog	Nov. 16, 2017	Washington	Philipp Grubauer	Goal
49. Matt Nieto	Jan. 21, 2019	Nashville	Pekka Rinne	No Goal
50. Valeri Nichushkin	Mar. 9, 2020	at Los Angeles	Jonathan Quick	No Goal
51. Matt Nieto	Mar. 11, 2020	NY Rangers	Alexander Georgiev	No Goal

CONSECUTIVE STARTS BY A GOALTENDER, FRANCHISE HISTORY

GS	GOALTENDER	DATES
26	Ron Tugnutt	Nov. 21, 1990 - Jan. 22, 1991
24	Dan Bouchard	Feb. 13 - April 5, 1981
23	Craig Anderson	Jan. 9 - March 14, 2010
22	Semyon Varlamov	Jan. 15 - March 8, 2015
18	Dan Bouchard	Nov. 15 - Dec. 27, 1983
16	Patrick Roy	Jan. 12 - Feb. 21, 1999
15	Craig Anderson	Oct. 1 - Nov. 1, 2009 (start of season)
14	Peter Budaj	March 9 - April 9, 2006

ALL-TIME PENALTY SHOTS

PENALTY SHOTS BY OPPONENTS — REGULAR SEASON

45 Total (19 Made, 26 Missed)

PLAYER	DATE	OPPONENT	GOALTENDER	RESULT
1. Dave Lumley	Dec. 2, 1981	Edmonton	Daniel Bouchard	Goal
2. Brent Peterson	Dec. 19, 1982	at Buffalo	Daniel Bouchard	No Goal
3. Blaine Stoughton	Mar. 5, 1983	Hartford	Clint Malarchuk	No Goal
4. Jim Peplinski	Oct. 13, 1984	at Calgary	Mario Gosselin	Goal
5. Mario Lemieux	Dec. 29, 1984	Pittsburgh	Mario Gosselin	Goal
6. Doug Smail	Oct. 13, 1985	at Winnipeg	Richard Sévigny	No Goal
7. Ron Francis	Jan. 17, 1986	at Hartford	Clint Malarchuk	Goal
8. Bobby Smith	Jan. 29, 1986	at Montréal	Mario Gosselin	No Goal
9. Dave Andreychuk	Nov. 22, 1986	Buffalo	Clint Malarchuk	No Goal
10. Mike Bullard	Mar. 19, 1988	Calgary	Mario Brunetta	No Goal
11. Lindy Ruff	Nov. 26, 1989	at NY Rangers	Mario Brunetta	Goal
12. Theoren Fleury	Feb. 23, 1991	Calgary	Ron Tugnutt	Goal
13. Dave McLlwain	Oct. 12, 1991	Buffalo	Ron Tugnutt	No Goal
14. Craig Janney	Jan. 9, 1992	at Boston	Stéphane Fiset	No Goal
15. Chris Dahlquist	Mar. 21, 1992	Minnesota	Stéphane Fiset	No Goal
16. Tony Granato	Nov. 25, 1993	Los Angeles	Jocelyn Thibault	No Goal
17. Martin Straka	Mar. 16, 1995	Pittsburgh	Jocelyn Thibault	No Goal
18. Kevin Miller	Dec. 5, 1995	San Jose	Stephane Fiset	Goal
19. Ville Peltonen	Mar. 5, 1996	San Jose	Patrick Roy	No Goal
20. Jamie Baker	Mar. 28, 1996	at San Jose	Patrick Roy	No Goal
21. Theoren Fleury	Oct. 22, 1996	at Calgary	Patrick Roy	Goal
22. Tom Chorske	Mar. 7, 1998	at NY Islanders	Patrick Roy	Goal
23. Andrew Cassels	Nov. 30, 1999	at Vancouver	Patrick Roy	No Goal
24. Alex Kolanos	Mar. 30, 2002	at Phoenix	Patrick Roy	Goal
25. Mike Comrie	Mar. 14, 2004	Phoenix	Tommy Salo	No Goal
26. Jonathan Hedstrom	Mar. 22, 2006	at Anaheim	Peter Budaj	Goal
27. Matthew Lombardi	Mar. 31, 2006	at Calgary	Peter Budaj	Goal
28. Alex Ovechkin	Oct. 25, 2006	Washington	Peter Budaj	No Goal
29. Mike Grier	Dec. 7, 2006	at San Jose	Jose Theodore	No Goal
30. Tomas Holmstrom	Mar. 4, 2007	at Detroit	Peter Budaj	No Goal
31. Jay McClement	Dec. 9, 2007	St. Louis	Jose Theodore	Goal
32. Simon Gagne	Oct. 16, 2008	Philadelphia	Andrew Raycroft	Goal
33. Taylor Pyatt	Nov. 12, 2008	at Vancouver	Peter Budaj	Goal
34. Rick Nash	Jan. 2, 2009	Columbus	Peter Budaj	Goal
35. Pavol Demitra	Mar. 27, 2009	Vancouver	Andrew Raycroft	No Goal
36. Ray Whitney	Oct. 23, 2009	Carolina	Craig Anderson	No Goal
37. Teemu Selanne	Mar. 28, 2011	at Anaheim	Brian Elliott	Goal
38. Oliver Ekman-Larsson	Dec. 29, 2011	Phoenix	Semyon Varlamov	No Goal
39. Devin Setoguchi	Mar. 6, 2012	Minnesota	Semyon Varlamov	Goal
40. Jim Slater	Mar. 10, 2014	Winnipeg	Semyon Varlamov	No Goal
41. Eric Staal	Dec. 20, 2016	at Minnesota	Semyon Varlamov	No Goal
42. Oskar Sundqvist	Nov. 30, 2018	St. Louis	Semyon Varlamov	No Goal
43. Jimmy Vesey	Jan. 4, 2019	NY Rangers	Philipp Grubauer	No Goal
44. Nikita Kucherov	Oct. 19, 2019	at Tampa Bay	Pavel Francouz	No Goal
45. Austin Wagner	Feb. 22, 2020	at Los Angeles	Pavel Francouz	Goal

OPPONENT RECORDS VS. AVALANCHE/NORDIQUES

MOST CAREER POINTS

Ray Bourque	132
Wayne Gretzky	132
Ron Francis	111

MOST CAREER ASSISTS

Ray Bourque	100
Wayne Gretzky	94
Ron Francis	74

MOST CAREER GOALS

Stephane Richer	40
Wayne Gretzky	38
Cam Neely	38

MOST POINTS IN A SEASON

1988-89	Chris Chelios, Montreal	16
1982-83	Rick Middleton, Boston	15
1990-91	Craig Janney, Boston	15
1981-82	Peter McNab, Boston	15

MOST ASSISTS IN A SEASON

1988-89	Chris Chelios, Montreal	13
1993-94	Ray Bourque, Boston	12
1989-90	Ray Bourque, Boston	11
1991-92	Dale Hawerchuk, Buffalo	11
1985-86	Wayne Gretzky, Edmonton	11

MOST GOALS IN A SEASON

1981-82	Peter McNab, Boston	9
1982-83	Steve Shutt, Montreal	8
1993-94	Adam Oates, Boston	8
1992-93	Alexander Mogilny, Buffalo	8
1982-83	Rick Middleton, Boston	8

TEAM RECORDS

WINS & LOSSES

MOST WINS, SEASON

52 2013-14
2000-01

MOST HOME WINS

28 2017-18
2000-01

MOST ROAD WINS

26 2013-14

FEWEST WINS

12 1989-90

FEWEST HOME WINS

8 1989-90

FEWEST ROAD WINS

2 1991-92

MOST LOSSES

61 1989-90

MOST HOME LOSSES

26 2016-17
1989-90

MOST ROAD LOSSES

35 1989-90

FEWEST LOSSES (FULL SEASON)

16 2000-01

FEWEST HOME LOSSES (FULL SEASON)

6 2000-01

FEWEST ROAD LOSSES (FULL SEASON)

8 2003-04

MOST WINS, SINGLE MONTH

11 February 2020 (11-3-1)
March, 2007 (11-1-2)
January 2004 (11-1-2-2)

MOST POINTS, SEASON

118 2000-01

HIGHEST POINTS PERCENTAGE, SEASON

.720 2000-01

MOST POINTS, HOME, SEASON

63 2000-01

MOST POINTS, ROAD, SEASON

56 2013-14
1992-93

MOST POINTS, MONTH

26 January 2004

LONGEST WINNING STREAK

12 Jan. 10 - Feb. 7, 1999

LONGEST HOME WINNING STREAK

10 Dec. 29, 2017 - Feb. 14, 2018
March 6 - April 16, 1995
Nov. 26, 1983 - Jan. 10, 1984

LONGEST ROAD WINNING STREAK

9 Feb. 4 - March 2, 2020

LONGEST WINNING STREAK TO START SEASON

7 1984-85

LONGEST UNDEFEATED STREAK

12 Jan. 10 - Feb. 7, 1999 (12-0-0)
Dec. 23, 1996 - Jan. 20, 1997 (9-0-3)

LONGEST HOME UNDEFEATED STREAK

14 Nov. 19, 1983 - Jan. 21, 1984 (11-0-3)

LONGEST ROAD UNDEFEATED STREAK

10 Jan. 10 - March 3, 1999 (8-0-2)

CONSECUTIVE GAMES WITH AT LEAST ONE POINT

16 Dec. 27, 2000 - Jan. 30, 2001 (12-0-3-1)

CONSECUTIVE HOME GAMES WITH AT LEAST ONE POINT

17 Jan. 20 - April 6, 2003 (14-0-2-1)

CONSECUTIVE ROAD GAMES WITH AT LEAST ONE POINT

15 Dec. 20, 2003 - Feb. 14, 2004 (9-0-4-2)

CONSECUTIVE GAMES WITH A POINT TO START SEASON

11 Oct. 4-28, 2001 (9-0-2)

LONGEST LOSING STREAK (REGULATION)

14 Oct. 21 - Nov. 19, 1990

LONGEST HOME LOSING STREAK (REGULATION)

8 Nov. 29 - Dec. 31, 2016
Oct. 21 - Nov. 24, 1990

LONGEST ROAD LOSING STREAK (REGULATION)

18 Jan. 18 - April 1, 1990

LONGEST WINLESS STREAK

17 Oct. 21 - Nov. 25, 1990 (0-15-2)

LONGEST HOME WINLESS STREAK

11 Nov. 14 - Dec. 26, 1989 (0-7-4)

LONGEST ROAD WINLESS STREAK

33 Oct. 8, 1991 - Feb. 27, 1992 (0-25-8)

MARGIN OF VICTORY & DEFEAT

LARGEST MARGIN OF VICTORY

10 Dec. 12, 1995 vs. San Jose (12-2)

LARGEST MARGIN OF DEFEAT

10 Feb. 6, 1990 at Washington (2-12)

COMEBACK WINS

LARGEST DEFICIT OVERCOME, VICTORY

5 March 3, 1999 at Florida (trailed 0-5, won 7-5)

TIES

MOST TIES, SEASON

18 1980-81

MOST HOME TIES, SEASON

11 1980-81

MOST ROAD TIES, SEASON

13 1981-82

FEWEST TIES, SEASON (FULL SEASON)

5 1987-88

FEWEST HOME TIES, SEASON (FULL SEASON)

2 1987-88, 1992-93

FEWEST ROAD TIES, SEASON (FULL SEASON)

1 1989-90

OVERTIME

MOST OVERTIME GAMES, SEASON

28 2003-04
2002-03

MOST OT WINS, SEASON (NOT INC. SHOOTOUTS)

10 2013-14

MOST OT LOSSES, SEASON (NOT INC. SHOOTOUTS)

12 2018-19

FEWEST OVERTIME WINS, SEASON

0 5x (1983-84, '86-87, '89-90, '91-92, '93-94)

FEWEST OVERTIME LOSSES

0 1993-94

GOALS

MOST GOALS, SEASON

360 1983-84

MOST GOALS, HOME, SEASON

203 1982-83

MOST GOALS, ROAD, SEASON

171 1992-93

FEWEST GOALS, SEASON (FULL SEASON)

165 2016-17

FEWEST GOALS, HOME, SEASON (FULL SEASON)

95 2016-17

FEWEST GOALS, ROAD, SEASON (FULL SEASON)

70 2016-17

MOST GOALS SCORED BY DEFENSEMEN

58 1992-93

MOST GOALS, GAME

12 Dec. 5, 1995 vs. San Jose (12-2)
Oct. 20, 1984 at Toronto (12-3)
Feb. 1, 1983 vs. Hartford (12-3)

MOST GOALS, GAME, HOME

12 Dec. 5, 1995 vs. San Jose (12-2)
Feb. 1, 1983 vs. Hartford (12-3)

MOST GOALS, GAME, ROAD

12 Oct. 20, 1984 at Toronto (12-3)

MOST GOALS, PERIOD

6 11x (last: Nov. 7, 2019 vs. Nashville - 2nd)

MOST GOALS, PERIOD, HOME

6 Nov. 7, 2019 vs. Nashville (2nd)
Jan. 19, 2019 vs. Los Angeles (2nd)
Dec. 5, 1995 vs. San Jose (1st)
Nov. 1, 1983 vs. Los Angeles (1st)
Feb. 1, 1983 vs. Hartford (1st)
Dec. 7, 1982 vs. Boston (2nd)
Feb. 2, 1982 vs. Colorado (3rd)

MOST GOALS, PERIOD, ROAD

6 March 3, 1999 at Florida (3rd)
Feb. 16, 1985 at Pittsburgh (2nd)
Oct. 20, 1984 at Toronto (3rd)
April 1, 1982 at Boston (1st)

MOST GOALS AGAINST, SEASON

407 1989-90

MOST GOALS AGAINST, HOME, SEASON

192 1989-90

MOST GOALS AGAINST, ROAD, SEASON

215 1989-90

MOST GOALS AGAINST, GAME

12 Feb. 6, 1990 at Washington (2-12)

MOST GOALS AGAINST, GAME, HOME

11 Nov. 24, 1990 vs. Winnipeg (4-11)
March 8, 1983 vs. Boston (5-11)

MOST GOALS AGAINST, GAME, ROAD

12 Feb. 6, 1990 at Washington (2-12)

MOST GOALS AGAINST, PERIOD

7 Feb. 27, 1995 vs Pittsburgh (2nd)
Feb. 18, 1989 at Los Angeles (3rd)
April 4, 1980 at Hartford (2nd)

MOST GOALS AGAINST, HOME, PERIOD

7 Feb. 27, 1995 vs Pittsburgh (2nd)

MOST GOALS AGAINST, ROAD, PERIOD

7 Feb. 18, 1989 at Los Angeles (3rd)
April 4, 1980 at Hartford (2nd)

FEWEST GOALS AGAINST, SEASON (FULL SEASON)

169 2001-02

FEWEST GOALS AGAINST, HOME, SEASON (FULL SEASON)

80 2001-02
1999-00

FEWEST GOALS AGAINST, ROAD, SEASON (FULL SEASON)

89 2001-02

COMBINED GOALS

MOST GOALS COMBINED, GAME

18 Feb. 23, 1991 at Calgary (8-10)
Feb. 22, 1981 at Washington (11-7)

MOST GOALS, COMBINED, PERIOD

10 Dec. 7, 1982 vs. Boston (2nd)

TEAM RECORDS

SHUTOUTS

MOST SHUTOUTS, SEASON

11 2001-02

FEWEST SHUTOUTS, SEASON

0 4x (last: 1992-93)

MOST TIMES SHUTOUT, SEASON

12 2016-17
2008-09

FEWEST TIMES SHUTOUT, SEASON (FULL SEASON)

0 5x (last: 1992-93)

MOST CONSECUTIVE SHUTOUTS

3 Nov. 14-18, 2001

MOST CONSECUTIVE GAMES BEING SHUTOUT

2 7x (last: Dec. 20-22, 2016)

LONGEST STREAK (GAMES) WITHOUT BEING SHUTOUT

230 Feb. 10, 1980 - Jan. 12, 1983

SPECIALTY TEAMS

MOST POWER-PLAY GOALS, SEASON

101 1992-93

FEWEST POWER-PLAY GOALS, FULL SEASON

30 2016-17

MOST POWER-PLAY GOALS AGAINST, SEASON

98 1990-91
1989-90

FEWEST POWER-PLAY GOALS AGAINST, FULL SEASON

37 2014-15

FEWEST POWER-PLAY OPPORTUNITIES, FULL SEASON

223 2011-12

MOST POWER-PLAY GOALS, GAME

5 Feb. 20, 2018 at Vancouver
Dec. 27, 1992 at Ottawa
April 14, 1992 vs. Buffalo
Oct. 13, 1986 at Vancouver
Dec. 14, 1985 vs. New Jersey

MOST POWER-PLAY GOALS AGAINST, GAME

6 Oct. 13, 1993 at NY Rangers

MOST POWER-PLAY GOALS, PERIOD

3 13x (last: Feb. 20, 2018 at Vancouver - 2nd)

MOST POWER-PLAY GOALS AGAINST, PERIOD

4 Oct. 10, 1983 vs. Montreal (1st)

MOST SHORT-HANDED GOALS, SEASON

21 2x (1992-93, 1995-96)

FEWEST SHORT-HANDED GOALS, SEASON

2 2007-08

MOST SHORT-HANDED GOALS, GAME

3 Dec. 26, 2005 vs. Phoenix
Jan. 17, 1989 vs. New Jersey
Oct. 20, 1984 at Toronto

MOST SHORT-HANDED GOALS, PERIOD

2 10x (last: Nov. 23, 2018 at Arizona - 1st)

MOST SHORT-HANDED GOALS AGAINST, SEASON

22 1995-96

FEWEST SHORT-HANDED GOALS AGAINST, SEASON

1 2013-14

MOST POWER-PLAY GOALS, COMBINED, GAME

8 5x (last: Nov. 25, 1993 vs. Los Angeles)

MOST POWER-PLAY GOALS, COMBINED, PERIOD

5 3x (last: Dec. 23, 1989 vs. Buffalo - 2nd)

MOST SHORT-HANDED GOALS, COMBINED, GAME

4 3x (last: Dec. 3, 1995 vs. Dallas)

MOST SHORT-HANDED GOALS, COMBINED, PERIOD

4 Dec. 3, 1995 vs. Dallas (2nd)

CONSECUTIVE GAMES WITH A POWER-PLAY GOAL

18 Oct. 8 - Nov. 18, 1987

CONSECUTIVE GAMES WITHOUT ALLOWING PPG

11 Feb. 15 - March 6, 2020
Dec. 9-31, 2017

SCORING PLATEAUS

MOST 30-GOAL SCORERS, SEASON

5 1981-82

MOST 20-GOAL SCORERS, SEASON

8 1983-84
1981-82

SHOTS-ON-GOAL

MOST SHOTS-ON-GOAL, SEASON

2676 2018-19

FEWEST SHOTS-ON-GOAL, SEASON (FULL SEASON)

2030 1990-91

MOST SHOTS-ON-GOAL, GAME

57 March 5, 1996 vs San Jose

FEWEST SHOTS-ON-GOAL, GAME

9 Jan. 12, 1983 at Buffalo

LARGEST SHOT DIFFERENTIAL

+31 March 5, 1996 vs San Jose (57-26)

MOST SHOTS AGAINST, SEASON

2863 1990-91

FEWEST SHOTS AGAINST, SEASON (FULL SEASON)

2059 2000-01

MOST SHOTS AGAINST, GAME

73 March 21, 1991 at Boston

MOST SHOTS-ON-GOAL, PERIOD

29 Feb. 11, 1997 vs. Los Angeles (1st)

MOST SHOTS AGAINST, PERIOD

26 Feb. 4, 1990 vs. Boston (1st)

FEWEST SHOTS-ON-GOAL, PERIOD

0 3x (last: Oct. 27, 2005 vs. Vancouver - 3rd)

FEWEST SHOTS AGAINST, GAME

9 Jan. 27, 2001 at Nashville

FEWEST SHOTS AGAINST, PERIOD

0 Feb. 16, 2015 vs. Arizona (2nd)

PENALTIES

MOST PENALTY MINUTES, SEASON

2104 1989-90

FEWEST PENALTY MINUTES, FULL SEASON

731 2017-18

FEWEST TOTAL PENALTIES, FULL SEASON

306 2014-15

MOST PENALTY MINUTES, GAME

118 April 15, 1992 at Buffalo

MOST PENALTY MINUTES AGAINST, GAME

129 Feb. 26, 1987 at Boston

MOST PENALTY MINUTES, PERIOD

94 Jan. 11, 1982 vs. Hartford (3rd)

MOST PENALTY MINUTES AGAINST, PERIOD

105 Feb. 26, 1987 at Boston (2nd)

FEWEST PENALTY MINUTES, GAME

0 7x (last: April 4, 2015 at Los Angeles)

MOST PENALTY MINUTES, COMBINED, GAME

231 Feb. 26, 1987 at Boston (Que-102, Bos-129)

FEWEST PENALTY MINUTES, COMBINED, GAME

0 Nov. 30, 2013 vs. Minnesota
April 9, 2000 vs. Detroit

FASTEST GOALS

FASTEST GOAL TO START A GAME

0:08 Antti Laaksonen, Feb. 10, 2006 at Columbus

FASTEST GOAL TO START A GAME, OPPONENT

0:08 Alex Steen, March 16, 2010 at St. Louis
Paul Kariya, March 9, 1997 vs. Anaheim

FASTEST GOAL TO START A PERIOD

0:05 Dale Hunter, Oct. 30, 1985 at Hartford (3rd)
Marc Tardif, Nov. 2, 1981 vs. Montreal (3rd)

FASTEST GOAL TO START A PERIOD, OPPONENT

0:06 F. Olausson, Oct. 29, 1991 vs. Winnipeg (2nd)

FASTEST TWO GOALS SCORED

0:07 Feb. 12, 1993 at Calgary
(Mats Sundin 4:39, Owen Nolan 4:46 - 2nd)

0:07 Oct. 22, 1983 vs. Minnesota
(Marian Stastny 5:22, Michel Goulet 5:29 - 3rd)

FASTEST THREE GOALS SCORED

0:26 Jan. 27, 1990 vs. Detroit (Paul Gillis 18:01,
Claude Loiselle 18:12, Joe Sakic 18:27 - 1st)

FASTEST FOUR GOALS SCORED

1:33 Nov. 21, 1992 vs. Hartford
(Andrei Kovalenko 4:01, Gino Cavallini 4:48,
Bill Lindsay 5:18, Claude Lapointe 5:34 - 2nd)

FASTEST FIVE GOALS SCORED

2:42 Feb. 22, 1981 at Washington
(Peter Stastny 18:51, Pierre Lacroix 19:41 - 2nd,
Anton Stastny 0:34, Jacques Richard 1:07,
Jacques Richard 1:33 - 3rd)

FASTEST SIX GOALS SCORED

8:00 Nov. 7, 2019 vs. Nashville
(Joonas Donskoi 5:26, Ryan Graves 5:46,
Andre Burakovsky 6:57, Matt Nieto 7:47, Matt
Calvert 10:01, Joonas Donskoi 13:26 - 2nd)

FASTEST TWO GOALS AGAINST

0:04 Oct. 17, 1989 vs. Calgary
(Doug Gilmour 19:45, Paul Ranheim 19:49 - 3rd)

0:04 December 29, 1988 vs. Toronto
(Eddie Olczyk 5:24, Gary Leeman 5:28 - 3rd)

FASTEST THREE GOALS AGAINST

0:27 Oct. 17, 1989 vs. Calgary (Gary Roberts 13:27,
13:43, Jim Peplinski 13:54 - 3rd)

FASTEST TWO GOALS BY ONE PLAYER

0:09 Jon Klemm, Oct. 17, 1997 at Calgary
(12:15 and 12:24 - 1st)

FASTEST THREE GOALS BY ONE PLAYER

2:17 Alain Cote, April 1, 1982 at Boston
(13:29, 15:31, 15:46 - 1st)

FASTEST OVERTIME GOAL

0:09 Kyle Cumiskey, Feb. 10, 2010 vs. Atlanta

FASTEST OVERTIME GOAL, OPPONENT

0:08 K.E. Andersson, Nov. 20, 1983 at NY Rangers

ALL-TIME WINNING/LOSING RECORDS

LONGEST WINNING STREAK (SINGLE SEASON)

GM	DATES
12	Jan. 10 - Feb. 7, 1999
10	Dec. 29, 2017 - Jan. 22, 2018
9	Oct. 10-28, 2000
8	Dec. 31, 2005 - Jan. 17, 2006
8	March 23 - April 9, 2000
8	Oct. 18 - Nov. 5, 1995
7	Feb. 19 - March 2, 2020
7	Jan. 16-30, 2001
7	Feb. 4-16, 1995
7	Dec. 31, 1985 - Jan. 11, 1986
7	Oct. 10-21, 1985
7	Nov. 24 - Dec. 10, 1983

LONGEST LOSING STREAKS (SINGLE SEASON)

GM	DATES
14	Oct. 21 - Nov. 19, 1990
11	Jan. 18 - Feb. 10, 1990
8	Jan. 26 - Feb. 14, 2011
8	Jan. 2-23, 1992
8	March 18 - April 1, 1990
8	Oct. 25 - Nov. 8, 1989
7	March 18-29, 2017
7	Feb. 9-23, 1980

LONGEST UNBEATEN STREAKS (SINGLE SEASON)

GM	W-L-T	DATES
12	12-0-0	Jan. 10 - Feb. 7, 1999
12	9-0-3	Dec. 23, 1996 - Jan. 20, 1997
11	9-0-2	Oct. 4-28, 2000 (start season)
11	9-0-2	Oct. 23 - Nov. 13, 1996
11	7-0-4	March 10-31, 1981
10	10-0-0	Dec. 29, 2017 - Jan. 22, 2018
10	8-0-2	Jan. 20 - Feb. 11, 2003
10	8-0-2	Nov. 24 - Dec. 12, 2001
10	9-0-1	Jan. 10-30, 2001
10	6-0-4	Dec. 23, 1997 - Jan. 3, 1998
10	9-0-1	Oct. 18 - Nov. 11, 1995

LONGEST STREAK WITH AT LEAST ONE POINT

GM	W-L-T-OL	PTS	DATES
16	12-0-3-1	28	Dec. 27, 2000 - Jan. 30, 2001
14	11-0-2-1	25	Jan. 20 - Feb. 20, 2003
12	10-0-2	22	Feb. 27 - March 25, 2007
12	7-0-3-2	19	Jan. 19 - Feb. 14, 2004
12	12-0-0	24	Jan. 10 - Feb. 7, 1999
12	9-0-3	21	Dec. 23, 1996 - Jan. 20, 1997
11	9-0-2	20	Nov. 11 - Dec. 2, 2018
11	9-0-2	20	Oct. 4-28, 2000 (start season)
11	9-0-2	20	Oct. 23 - Nov. 13, 1996
11	7-0-4	18	March 10-31, 1981
10	10-0-0	20	Dec. 29, 2017 - Jan. 22, 2018
10	8-0-2	18	Oct. 10-28, 2009
10	8-0-2-0	18	Nov. 24 - Dec. 12, 2001
10	8-0-0-2	18	Feb. 19 - March 11, 2001
10	9-0-1-0	19	Jan. 10-30, 2001
10	6-0-4	16	Dec. 23, 1997 - Jan. 3, 1998
10	9-0-1	19	Oct. 18 - Nov. 11, 1995

HOME/ROAD WINNING STREAKS (SINGLE SEASON)

GM	DATES
10	Dec. 29, 2017 - Feb. 14, 2018
10	March 6 - April 16, 1995
10	Nov. 26, 1983 - Jan. 10, 1984
8	Nov. 30 - Dec. 23, 2011
7	Jan. 23 - Feb. 25, 2003
7	Dec. 19, 1981 - Jan. 11, 1982
6	March 17 - April 4, 2019 (end of season)
6	Oct. 1 - Nov. 6, 2009 (start of season)
6	Oct. 3 - Nov. 1, 2007 (start of season)
6	March 20 - April 6, 2003
6	Nov. 11 - Dec. 1, 2000
6	Jan. 5-17, 2000
6	Feb. 19 - March 3, 1996
6	Jan. 24 - Feb. 11, 1995 (start of season)
6	Nov. 21 - Dec. 10, 1991
6	Nov. 30 - Dec. 19, 1985
6	Jan. 4 - Feb. 1, 1983

LONGEST ROAD WINNING STREAK (SINGLE SEASON)

GM	DATES
9	Feb. 4 - March 2, 2020
7	Jan. 10 - Feb. 7, 1999
6	Nov. 11 - Dec. 2, 2018
6	Oct. 8 - Nov. 1, 2013 (start of season)
6	Oct. 10-22, 2011 (start of season)
6	Jan. 19 - March 11, 2002
6	March 7 - April 7, 2000
5	Dec. 5-26, 2001
5	Oct. 10-26, 2000
5	Oct. 25 - Nov. 11, 1995
5	Feb. 28 - March 24, 1986

INDIVIDUAL FRANCHISE RECORDS

SERVICE TIME

MOST SEASONS, NORDIQUES/AVALANCHE
20 Joe Sakic, 1988-89 to 2008-09

CAPTAINS

MOST SEASONS AS CAPTAIN
17 Joe Sakic, 1990-91, 1992-93 to 2008-09

MOST CONSECUTIVE SEASONS AS CAPTAIN
16 Joe Sakic, 1992-93 to 2008-09

GAMES PLAYED

MOST GAMES PLAYED, CAREER
1378 Joe Sakic

MOST GAMES PLAYED, SEASON
84 Joe Sakic, 1993-94
Mats Sundin, 1993-94

MOST CONSECUTIVE GAMES
312 Dale Hunter, Oct. 9, 1980 - March 13, 1984

MOST CONSECUTIVE GAMES, DEFENSEMAN
285 Martin Skoula, Jan. 11, 2000 - April 4, 2003

GOALS

MOST GOALS, CAREER
625 Joe Sakic

MOST GOALS, SEASON
57 Michel Goulet, 1982-83

MOST GOALS, SEASON, RIGHT WING
52 Jacques Richard, 1980-81

MOST GOALS, SEASON, LEFT WING
57 Michel Goulet, 1982-83

MOST GOALS, SEASON, CENTER
54 Joe Sakic, 2000-01

MOST GOALS, SEASON, DEFENSEMAN
23 Sandis Ozolinsh, 1996-97

MOST GOALS, SEASON, ROOKIE
39 Anton Stastny, 1980-81
Peter Stastny, 1980-81

MOST GOALS, SEASON, ROOKIE DEFENSEMAN
12 Cale Makar, 2019-20

MOST GOALS, MONTH
16 Michel Goulet, December 1985
Michel Goulet, January 1984

MOST GOALS, DEFENSEMAN, MONTH
7 Cale Makar, November 2019
Rob Blake, March 2003
Ray Bourque, March 2000
Sandis Ozolinsh, December 1999

MOST GOALS, ROOKIE, MONTH
12 Peter Stastny, February 1981

MOST GOALS, ROOKIE DEFENSEMAN, MONTH
7 Cale Makar, November 2019

MOST GOALS, GAME
5 Mike Ricci, Feb. 17, 1994 at San Jose
Mats Sundin, March 5, 1992 at Hartford

MOST GOALS, PERIOD
3 15x (last: Fleischmann, Dec. 15, 2010 at Chi. - 3rd)

POWER PLAY GOALS

MOST POWER-PLAY GOALS, CAREER
205 Joe Sakic

MOST POWER-PLAY GOALS, SEASON
29 Michel Goulet, 1987-88

MOST POWER-PLAY GOALS, SEASON, DEFENSEMAN
13 Sandis Ozolinsh, 1996-97
Jeff Brown, 1988-89

MOST POWER-PLAY GOALS, SEASON, ROOKIE
13 Marian Stastny, 1981-82

MOST POWER-PLAY GOALS, SEASON, ROOKIE DEFENSEMAN
4 Cale Makar, 2019-20
Pierre Lacroix, 1979-80

MOST POWER-PLAY GOALS, GAME
3 Andrew Brunette, Dec. 19, 2006 at Edmonton
Joe Sakic, April 14, 1992 vs. Buffalo
Michel Goulet, Dec. 14, 1985 vs. New Jersey

SHORT-HANDED GOALS

MOST SHORT-HANDED GOALS, CAREER
32 Joe Sakic

MOST SHORT-HANDED GOALS, SEASON
6 Joe Sakic, 1995-96
Scott Young, 1992-93
Michel Goulet, 1981-82

MOST SHORT-HANDED GOALS, GAME
2 J.T. Compher, Nov. 23, 2018 at Arizona
Ryan O'Reilly, Feb. 2, 2010 vs. Columbus
Tony McKegney, Oct. 20, 1984 at Toronto
Wilf Paiement, March 13, 1982 vs. Chicago

MOST SHORT-HANDED GOALS, PERIOD
2 J.T. Compher, Nov. 23, 2018 at Arizona (1st)
Ryan O'Reilly, Feb. 2, 2010 vs. Columbus (3rd)

GAME-WINNING GOALS

MOST GAME-WINNING GOALS, CAREER
86 Joe Sakic

MOST GAME-WINNING GOALS, SEASON
16 Michel Goulet, 1983-84

MOST GAME-WINNING GOALS, SEASON, DEFENSEMAN
7 Derek Morris, 2002-03

MOST GAME-WINNING GOALS, SEASON, ROOKIE
9 Marek Svatos, 2005-06

MOST GWG, SEASON, ROOKIE DEFENSEMAN
4 Cale Makar, 2019-20

GAME-TYING GOALS

MOST GAME-TYING GOALS, CAREER
13 Joe Sakic

MOST GAME-TYING GOALS, SEASON
5 Michel Goulet, 1981-82
Real Cloutier, 1979-80

OVERTIME GOALS

MOST OVERTIME GOALS, CAREER
9 Milan Hejduk

MOST OVERTIME GOALS BY A DEFENSEMAN, CAREER
4 Tyson Barrie

MOST OVERTIME GOALS, SEASON
3 Nathan MacKinnon, 2017-18
Tyson Barrie, 2013-14
David Jones, 2010-11

MOST OVERTIME GOALS, ROOKIE, SEASON
2 J.T. Compher, 2017-18

ASSISTS

MOST ASSISTS, CAREER
1016 Joe Sakic

MOST ASSISTS, SEASON
93 Peter Stastny, 1981-82

MOST ASSISTS, SEASON, RIGHT WING
60 Real Cloutier, 1981-82

MOST ASSISTS, SEASON, LEFT WING
65 Michel Goulet, 1983-84

MOST ASSISTS, SEASON, CENTER
93 Peter Stastny, 1981-82

MOST ASSISTS, SEASON, DEFENSEMAN
62 Steve Duchesne, 1992-93

MOST ASSISTS, SEASON, ROOKIE
70 Peter Stastny, 1980-81

MOST ASSISTS, SEASON, ROOKIE DEFENSEMAN
38 Cale Makar, 2019-20

MOST ASSISTS, MONTH
21 Peter Stastny, October 1983

MOST ASSISTS, DEFENSEMAN, MONTH
17 Steve Duchesne, November 1992

MOST ASSISTS, ROOKIE, MONTH
16 Peter Stastny, February 1981

MOST ASSISTS, ROOKIE DEFENSEMAN, MONTH
11 Pierre Lacroix, March 1980

MOST ASSISTS, GAME
5 9x (last: P. Forsberg, March 22, 2003 vs. Chicago)

MOST ASSISTS, PERIOD
4 Owen Nolan, March 5, 1992 vs. Hartford (2nd)
Anton Stastny, April 4, 1987 vs. NJ (2nd)
Marian Stastny, April 1, 1982 at Boston (1st)

POINTS

MOST POINTS, CAREER
1641 Joe Sakic

MOST POINTS, SEASON
139 Peter Stastny, 1981-82

MOST POINTS, SEASON, RIGHT WING
103 Jacques Richard, 1980-81

MOST POINTS, SEASON, LEFT WING
122 Michel Goulet, 1983-84

MOST POINTS, SEASON, CENTER
139 Peter Stastny, 1981-82

MOST POINTS, SEASON, DEFENSEMAN
82 Steve Duchesne, 1992-93

MOST POINTS, SEASON, ROOKIE
109 Peter Stastny, 1980-81

MOST POINTS, SEASON, ROOKIE DEFENSEMAN
50 Cale Makar, 2019-20

MOST POINTS, MONTH
28 Peter Stastny, February, 1981

MOST POINTS, MONTH, ROOKIE
28 Peter Stastny, February 1981

MOST POINTS, MONTH, ROOKIE DEFENSEMAN
16 Cale Makar, November 2019

MOST POINTS, GAME
8 Anton Stastny, Feb. 22, 1981 at Washington
Peter Stastny, Feb. 22, 1981 at Washington

MOST POINTS, GAME, DEFENSEMAN
5 Tyson Barrie, Feb. 20, 2018 at Vancouver

MOST POINTS, GAME, ROOKIE
8 Anton Stastny, Feb. 22, 1981 at Washington
Peter Stastny, Feb. 22, 1981 at Washington

MOST POINTS, PERIOD
5 Peter Forsberg, March 3, 1999 at Florida (3rd)
Peter Stastny, April 1, 1982 at Boston (1st)

MOST MULTIPLE POINT GAMES, SEASON
42 Peter Stastny, 1981-82

INDIVIDUAL FRANCHISE RECORDS

SCORING PLATEAUS

MOST 50-GOAL SEASONS	4 Michel Goulet
MOST 40-GOAL SEASONS	7 Michel Goulet
MOST 30-GOAL SEASONS	9 Joe Sakic
MOST 20-GOAL SEASONS	17 Joe Sakic
MOST 30-GOAL SEASONS, CONSECUTIVE	8 Michel Goulet, 1980-88
MOST 20-GOAL SEASONS, CONSECUTIVE	11 Milan Hejduk, 1999-11 Joe Sakic, 1995-07
MOST 100-POINT SEASONS	7 Peter Stastny
MOST 100-POINT SEASONS, CONSECUTIVE	6 Peter Stastny, 1980-86

SHOTS ON GOAL

MOST SHOTS-ON-GOAL, CAREER	4621 Joe Sakic
MOST SHOTS-ON-GOAL, SEASON	365 Nathan MacKinnon, 2018-19
MOST SHOTS-ON-GOAL, SEASON, DEFENSEMAN	276 Jeff Brown, 1988-89
MOST SHOTS-ON-GOAL, SEASON, ROOKIE	270 Gabriel Landeskog, 2011-12
MOST SHOTS-ON-GOAL, GAME	12 Nathan MacKinnon, Nov. 1, 2019 vs. Dallas Gabriel Landeskog, Jan. 9, 2019 at Calgary
MOST SHOTS-ON-GOAL, GAME, ROOKIE	9 Nathan MacKinnon, Nov. 12, 2013 at Carolina Gabriel Landeskog, Feb. 19, 2012 at Winnipeg Gabriel Landeskog, Feb. 4, 2012 vs. Vancouver
MOST SHOTS-ON-GOAL, PERIOD	7 7x (last: MacKinnon, Nov. 7, 2019 vs. Nsh - 1st)
MOST CONSECUTIVE GAMES WITH SHOT-ON-GOAL	227 Joe Sakic, Nov. 17, 1995 to Jan. 12, 1999

PENALTY MINUTES

MOST PENALTY MINUTES, CAREER	1562 Dale Hunter
MOST PENALTY MINUTES, SEASON	301 Gord Donnelly, 1987-88
MOST PENALTY MINUTES, SEASON, ROOKIE	226 Dale Hunter, 1980-81
MOST PENALTY MINUTES, GAME	47 Jim Cummins, Dec. 20, 2003 at Los Angeles
MOST PENALTY MINUTES, GAME, ROOKIE	34 Chris Simon, March 23, 1993 at Washington
MOST PENALTY MINUTES, PERIOD	42 Jim Cummins, Dec. 20, 2003 at Los Angeles
MOST 100-PIM SEASONS, CAREER	8 Cody McLeod

SCORING STREAKS

LONGEST POINT STREAK	30 Mats Sundin, Oct. 8-Dec. 10, 1992 (21g/25a)
LONGEST POINT STREAK, ROOKIE	20 Paul Stastny, Feb. 3-March 17, 2007 (11g/18a)
LONGEST POINT STREAK, DEFENSEMAN	15 Steve Duchesne, Nov. 3-30, 1992 (4g/17a)
LONGEST POINT STREAK, ROOKIE DEFENSEMAN	9 Kevin Shattenkirk, Nov. 17-Dec. 4, 2010 (4g/9a)

LONGEST POINT STREAK, START OF A SEASON

30 Mats Sundin, Oct. 8-Dec. 10, 1992 (21g/25a)
LONGEST POINT STREAK, DEFENSEMAN, START OF A SEASON
9 John-Michael Liles, Oct. 7-26, 2010 (0g/11a)
LONGEST POINT STREAK, START OF NHL CAREER
12 Joe Sakic, Oct. 6-29, 1988 (10g/7a)
LONGEST POINT STREAK, DEFENSEMAN, START OF NHL CAREER
5 Cale Makar, Oct. 3-14, 2019 (0g/6a)
LONGEST GOAL-SCORING STREAK
9 Michel Goulet, Dec. 14, 1983-Jan. 5, 1984 (10g)
LONGEST GOAL-SCORING STREAK, DEFENSEMAN
4 Erik Johnson, Dec. 20-27, 2014 (4g) Sandis Ozolinsh, Nov. 13-20, 1996 (6g)
LONGEST GOAL-SCORING STREAK, ROOKIE
5 Anton Stastny, Dec. 14-23, 1980 (7g)
LONGEST GOAL STREAK, START OF A SEASON
6 Nathan MacKinnon, Oct. 4-16, 2018 (7g)
LONGEST ASSIST STREAK
12 Joe Sakic, Feb. 27-March 24, 1992 (15a)
LONGEST ASSIST STREAK, ROOKIE
9 Miroslav Frycer, Jan. 31-Feb. 19, 1982
LONGEST ASSIST STREAK, DEFENSEMAN
9 John-Michael Liles, Oct. 7-26, 2010 (11a)
LONGEST ASSIST STREAK, START OF A SEASON
9 John-Michael Liles, Oct. 7-26, 2010 (11a)
CONSECUTIVE MULTI-POINT GAMES
8 Peter Stastny, Dec. 2-19, 1981

PLUS / MINUS

HIGHEST PLUS/MINUS RATING, CAREER	+210 Peter Forsberg
HIGHEST PLUS/MINUS RATING, SEASON	+62 Michel Goulet, 1983-84
HIGHEST PLUS/MINUS RATING, DEFENSEMAN, SEASON	+49 Mario Marois, 1983-84
HIGHEST PLUS/MINUS RATING, SEASON, ROOKIE	+30 Bruce Bell, 1984-85

TIME-ON-ICE (since 1999-00)

HIGHEST AVERAGE ICE TIME, SEASON	27:35 Rob Blake, 2001-02
MOST MINUTES, GAME	34:36 Adam Foote, Dec. 21, 2001 vs. Calgary

FACEOFFS (since 2005-06)

HIGHEST FACEOFF PERCENTAGE, SEASON (QUALIFIER)	62.56 Matt Duchene, 2016-17 (687-411)
HIGHEST FACEOFF PERCENTAGE, GAME (MIN 20 FO)	83.33 Matt Duchene, Feb. 4, 2017 vs. Winnipeg (20-4)
MOST FACEOFFS TAKEN, SEASON	1703 Paul Stastny, 2009-10
MOST FACEOFFS TAKEN, GAME	36 Paul Stastny, Dec. 2, 2009 at Florida
MOST FACEOFF WINS, SEASON	876 Joe Sakic, 2005-06
MOST FACEOFF WINS, GAME	24 Matt Duchene, March 27, 2013 at Calgary

HITS (since 2005-06)

MOST HITS, SEASON	278 Nikita Zadorov, 2017-18
MOST HITS, GAME	15 Nikita Zadorov, March 22, 2018 vs. Los Angeles
BLOCKED SHOTS (since 2005-06)	
MOST BLOCKED SHOTS, SEASON	256 Francois Beauchemin, 2015-16
MOST BLOCKED SHOTS, GAME	12 Brett Clark, Nov. 6, 2009 vs. Chicago
MOST BLOCKED SHOTS, FORWARD, SEASON	92 Ian Laperriere, 2005-06
MOST BLOCKED SHOTS, FORWARD, GAME	6 Nathan MacKinnon, Oct. 16, 2015 at Anaheim Ben Guite, Feb. 22, 2008 at Phoenix Ben Guite, April 5, 2007 at Vancouver

TAKEAWAYS (since 2005-06)

MOST TAKEAWAYS, SEASON	101 Ryan O'Reilly, 2011-12
MOST TAKEAWAYS, GAME	7 Alex Tanguay, Feb. 7, 2006 vs. Edmonton

APPEARANCES BY GOALTENDER

MOST GAMES, GOALTENDER, CAREER	478 Patrick Roy
MOST GAMES, GOALTENDER, SEASON	71 Craig Anderson, 2009-10
MOST GAMES, ROOKIE GOALTENDER, SEASON	35 Mario Gosselin, 1984-85

STARTS BY GOALTENDER

MOST GAMES STARTED, GOALTENDER, CAREER	471 Patrick Roy
MOST GAMES STARTED, GOALTENDER, SEASON	71 Craig Anderson, 2009-10
MOST STARTS, ROOKIE GOALTENDER, SEASON	31 Mario Gosselin, 1984-85
MOST GAMES STARTED, CONSECUTIVE, ONE SEASON	26 Ron Tugnutt, Nov. 21, 1990-Jan. 22, 1991

MINUTES

MOST MINUTES, GOALTENDER, CAREER	28317 Patrick Roy
MOST MINUTES, GOALTENDER, SEASON	4235 Craig Anderson, 2009-10

WINS BY GOALTENDER

MOST WINS, CAREER	262 Patrick Roy
MOST WINS, SEASON	41 Semyon Varlamov, 2013-14
MOST WINS, ROOKIE, SEASON	19 Mario Gosselin, 1984-85
MOST WINS, HOME, SEASON	24 Semyon Varlamov, 2013-14 Patrick Roy, 2000-01
MOST WINS, ROAD, SEASON	18 David Aebischer, 2003-04
MOST WINS, MONTH	10 Semyon Varlamov, January 2014 Craig Anderson, October 2009 Peter Budaj, March 2007 Dan Bouchard, February 1981

INDIVIDUAL FRANCHISE RECORDS

LONGEST WINNING STREAK

11 Patrick Roy, Jan. 12 - Feb. 7, 1999

LONGEST WINNING STREAK, ROOKIE

5 Philippe Sauve, Dec. 27, 2003 - Jan. 24, 2004

LONGEST HOME WINNING STREAK

10 Jonathan Bernier, Dec. 31, 2017 - April 7, 2018

LONGEST ROAD WINNING STREAK

7 Patrick Roy, Oct. 23 - Dec. 11, 1996

UNBEATEN / POINT STREAKS

LONGEST UNBEATEN STREAK

12 Patrick Roy, Oct. 23 - Nov. 22, 1996 (10-0-2)

LONGEST STREAK WITH AT LEAST ONE POINT

16 S. Varlamov, Dec. 12, 2013-Jan. 18, 2014 (11-0-5)
Peter Budaj, Feb. 24 - April 5, 2007 (13-0-3)

MOST LOSSES

MOST LOSSES, CAREER

140 Patrick Roy

MOST LOSSES, SEASON

31 Calvin Pickard, 2016-17

GOALS-AGAINST AVERAGE

LOWEST GAA, CAREER (MIN 50 GP)

2.27 Patrick Roy

LOWEST GAA, SEASON (MIN 25 GP)

1.94 Patrick Roy, 2001-02

SAVE PERCENTAGE

HIGHEST SAVE PERCENTAGE, CAREER (MIN 50 GP)

.918 Patrick Roy

HIGHEST SAVE PERCENTAGE, SEASON (MIN 25 GP)

.927 Semyon Varlamov, 2013-14

HIGHEST SAVE PERCENTAGE, MONTH (MIN 7 GP)

.957 Peter Budaj, December 2009

SHUTOUTS

MOST SHUTOUTS, CAREER

37 Patrick Roy

MOST SHUTOUTS, SEASON

9 Patrick Roy, 2001-02

MOST SHUTOUTS, HOME, SEASON

5 Craig Anderson, 2009-10
Patrick Roy, 2001-02

MOST SHUTOUTS, ROAD, SEASON

4 Semyon Varlamov, 2011-12
Patrick Roy, 2001-02

MOST SHUTOUTS, MONTH

4 Patrick Roy, November 2001

MOST SHUTOUTS, CONSECUTIVE

3 Patrick Roy, Nov. 14-18, 2001

LONGEST SCORELESS STREAK, ONE SEASON (MIN.)

192:39 Patrick Roy, Nov. 10-20, 2001

MOST SAVES

MOST SAVES, CAREER

11924 Patrick Roy

MOST SAVES, SEASON

2047 Craig Anderson, 2009-10

MOST SAVES, GAME

70 Ron Tugnutt, March 21, 1991 at Boston

MOST SAVES, HOME GAME

57 Semyon Varlamov, Nov. 2, 2017 vs. Carolina

MOST SAVES, ROAD GAME

70 Ron Tugnutt, March 21, 1991 at Boston

MOST SAVES IN A SHUTOUT

54 Semyon Varlamov, Jan. 6, 2015 at Chicago

MOST SAVES, PERIOD

25 Scott Gordon, Feb. 4, 1990 vs. Boston

SHOTS FACED

MOST SHOTS FACED, CAREER

12994 Patrick Roy

MOST SHOTS FACED, SEASON

2233 Craig Anderson, 2009-10

MOST SHOTS FACED, GAME

73 Ron Tugnutt, March 21, 1991 at Boston

MOST SHOTS FACED, PERIOD

26 Scott Gordon, Feb. 4, 1990 vs. Boston (1st)

GOALS ALLOWED

MOST GOALS ALLOWED, CAREER

1070 Patrick Roy

MOST GOALS ALLOWED, SEASON

230 Daniel Bouchard, 1981-82

MOST GOALS ALLOWED, GAME

12 Scott Gordon, Feb. 6, 1990 at Washington

POINTS BY A GOALTENDER

MOST POINTS BY A GOALTENDER, SEASON

5 Patrick Roy, 2000-01 (0g/5a)

MOST POINTS BY A GOALTENDER, GAME

2 Patrick Roy, Dec. 29, 2000 vs. Nashville
Dan Bouchard, Jan. 21, 1983 at Washington

YOUNGEST PLAYERS

YOUNGEST PLAYER TO APPEAR IN A GAME

18.031 Nathan MacKinnon, Oct. 2, 2013 vs. Anaheim

YOUNGEST GOALTENDER TO APPEAR IN A GAME

18.270 Jocelyn Thibault, Oct. 9, 1993 at Boston

YOUNGEST PLAYER TO SCORE A GOAL

18.041 Nathan MacKinnon, Oct. 12, 2013 at Washington

YOUNGEST DEFENSEMAN TO SCORE A GOAL

19.049 Randy Moller, Oct. 11, 1982 vs. Montreal

YOUNGEST GOALTENDER TO EARN A VICTORY

18.271 Jocelyn Thibault, Oct. 10, 1993 vs. Pittsburgh

YOUNGEST GOALTENDER TO POST A SHUTOUT

20.023 Jocelyn Thibault, Feb. 4, 1995 vs. New Jersey

ALL-TIME SPECIALTY TEAMS

POWER PLAY

YEAR	GM	ADV	PPG	PCT	RK	SHGA
1979-80	80	298	63	21.1	13th	9
1980-81	80	339	81	23.9	8th	10
1981-82	80	314	83	26.4	4th	9
1982-83	80	294	61	20.7	19th	6
1983-84	80	316	69	21.8	10th	10
1984-85	80	306	64	20.9	17th	12
1985-86	80	424	99	23.3	7th	20
1986-87	80	354	76	21.5	8th	12
1987-88	80	456	99	21.7	8th	17
1988-89	80	392	85	21.7	6th	13
1989-90	80	371	70	18.9	16th	15
1990-91	80	328	51	15.5	21st	11
1991-92	80	385	66	17.1	20th	14
1992-93	84	464	101	21.8	5th	16
1993-94	84	430	67	15.6	22nd	18
1994-95	48	186	45	24.2	3rd	3
1995-96	82	404	86	21.3	2nd	22
1996-97	82	403	83	20.6	3rd	12
1997-98	82	426	74	17.4	7th	12
1998-99	82	375	71	18.9	5th	12
1999-00	82	302	59	19.5	4th	7
2000-01	82	363	80	22.0	3rd	11
2001-02	82	344	62	18.0	5th	7
2002-03	82	363	68	18.7	6th	6
2003-04	82	363	74	20.4	3rd	14
2004-05	--	--	--	--	--	--
2005-06	82	473	89	18.8	9th	12
2006-07	82	374	79	21.1	4th	9
2007-08	82	335	49	14.6	28th	5
2008-09	82	318	50	15.7	T-25th	8
2009-10	82	310	56	18.1	15th	9
2010-11	82	265	49	18.5	11th	11
2011-12	82	223	41	18.4	T-9th	4
2012-13	48	140	21	15.0	24th	3
2013-14	82	252	50	19.8	T-5th	1
2014-15	82	247	37	15.0	29th	2
2015-16	82	266	48	18.0	19th	9
2016-17	82	239	30	12.6	30th	2
2017-18	82	296	65	22.0	8th	13
2018-19	82	286	63	22.0	7th	5
2019-20	70	241	46	19.1	19th	6

PENALTY KILL

YEAR	GM	TSH	PPGA	PCT	RK	SHGF
1979-80	80	266	71	73.3	20th	4
1980-81	80	335	79	76.4	12th	7
1981-82	80	331	71	78.5	7th	17
1982-83	80	348	92	73.6	16th	6
1983-84	80	361	70	80.6	5th	11
1984-85	80	306	66	78.4	10th	11
1985-86	80	379	71	81.3	2nd	11
1986-87	80	311	52	83.3	2nd	8
1987-88	80	410	96	76.6	19th	8
1988-89	80	385	82	78.7	13th	12
1989-90	80	382	98	74.3	21st	8
1990-91	80	368	98	73.4	21st	10
1991-92	80	421	87	79.3	16th	11
1992-93	84	438	85	80.6	15th	21
1993-94	84	426	87	79.6	22nd	10
1994-95	48	203	38	81.3	15th	9
1995-96	82	439	71	80.8	7th	21
1996-97	82	339	42	87.6	2nd	14
1997-98	82	409	53	87.1	3rd	8
1998-99	82	386	63	83.7	17th	7
1999-00	82	335	52	84.5	14th	3
2000-01	82	342	59	82.7	19th	11
2001-02	82	315	41	87.0	2nd	7
2002-03	82	359	63	82.5	21st	5
2003-04	82	357	58	83.8	16th	7
2004-05	--	--	--	--	--	--
2005-06	82	447	69	84.6	6th	11
2006-07	82	353	70	80.2	24th	7
2007-08	82	301	56	81.4	21st	2
2008-09	82	318	64	79.9	21st	4
2009-10	82	303	60	80.2	21st	8
2010-11	82	314	75	76.1	30th	8
2011-12	82	277	47	83.0	12th	5
2012-13	48	183	36	80.3	T-20th	3
2013-14	82	249	48	80.7	T-23rd	3
2014-15	82	241	37	84.6	5th	4
2015-16	82	258	51	80.2	23rd	7
2016-17	82	274	64	76.6	29th	5
2017-18	82	269	45	83.3	4th	7
2018-19	82	272	58	78.7	25th	9
2019-20	70	210	39	81.4	13th	8

FRANCHISE 30-GOAL SEASONS (listed chronologically)

PLAYER	SEASON	G	PLAYER	SEASON	G	PLAYER	SEASON	G
Real Cloutier	1979-80	42	Peter Stastny	1985-86	41	Adam Deadmarsh	1996-97	33
Marc Tardif	1979-80	33	Anton Stastny	1985-86	31	Joe Sakic	1998-99	41
Jacques Richard	1980-81	52	Michel Goulet	1986-87	49	Peter Forsberg	1998-99	30
Anton Stastny	1980-81	39	Michel Goulet	1987-88	48	Milan Hejduk	1999-00	36
Peter Stastny	1980-81	39	Peter Stastny	1987-88	46	Joe Sakic	2000-01	54
Michel Goulet	1980-81	32	Walt Poddubny	1988-89	38	Milan Hejduk	2000-01	41
Peter Stastny	1981-82	46	Peter Stastny	1988-89	35	Milan Hejduk	2002-03	50
Michel Goulet	1981-82	42	Joe Sakic	1989-90	39	Milan Hejduk	2003-04	35
Marc Tardif	1981-82	39	Joe Sakic	1990-91	48	Joe Sakic	2003-04	33
Real Cloutier	1981-82	37	Owen Nolan	1991-92	42	Joe Sakic	2005-06	32
Marian Stastny	1981-82	35	Mats Sundin	1991-92	33	Marek Svatos	2005-06	32
Michel Goulet	1982-83	57	Joe Sakic	1992-93	48	Joe Sakic	2006-07	36
Peter Stastny	1982-83	47	Mats Sundin	1992-93	47	Milan Hejduk	2006-07	35
Marian Stastny	1982-83	36	Owen Nolan	1992-93	36	Matt Duchene	2015-16	30
Anton Stastny	1982-83	32	Scott Young	1992-93	30	Nathan MacKinnon	2017-18	39
Michel Goulet	1983-84	56	Mats Sundin	1993-94	32	Nathan MacKinnon	2018-19	41
Peter Stastny	1983-84	46	Mike Ricci	1993-94	30	Gabriel Landeskog	2018-19	34
Wilf Paiement	1983-84	39	Owen Nolan	1994-95	30	Mikko Rantanen	2018-19	31
Michel Goulet	1984-85	55	Joe Sakic	1995-96	51	Nathan MacKinnon	2019-20	35
Anton Stastny	1984-85	38	Claude Lemieux	1995-96	39			
Peter Stastny	1984-85	32	Valeri Kamensky	1995-96	38			
Michel Goulet	1985-86	53	Peter Forsberg	1995-96	30			

OVERTIME RESULTS

1983-84 (0-5-10)

Date, Opponent	Result	OT Goal
Oct. 13, 1983 at Hartford	T, 4-4	-
Oct. 29, 1983 at Detroit	L, 3-4	Manno 0:21
Nov. 5, 1983 vs. NY Rangers	T, 4-4	-
Nov. 19, 1983 vs. Hartford	T, 4-4	-
Nov. 20, 1983 at NY Rangers	L, 5-6	Andersson 0:08
Jan. 14, 1984 vs. Philadelphia	T, 3-3	-
Jan. 21, 1984 vs. Chicago	T, 4-4	-
Jan. 29, 1984 at Hartford	T, 5-5	-
Feb. 25, 1984 vs. St. Louis	T, 3-3	-
March 4, 1984 at Buffalo	T, 1-1	-
March 11, 1984 at Winnipeg	L, 5-6	Hawerchuk 0:42
March 13, 1984 vs. Edmonton	L, 5-6	Coffey 4:35
March 18, 1984 at Minnesota	T, 5-5	-
March 24, 1984 vs. Hartford	L, 2-3	Currie 0:46
March 25, 1984 at Hartford	T, 6-6	-

1984-85 (3-2-9)

Date, Opponent	Result	OT Goal
Oct. 26, 1984 vs. Toronto	T, 2-2	-
Nov. 13, 1984 vs. Los Angeles	L, 4-5	Nicholls 2:57
Nov. 20, 1984 vs. Chicago	W, 3-2	Goulet 1:17
Nov. 25, 1984 at NY Rangers	W, 3-2	Hunter 3:36
Dec. 3, 1984 vs. Boston	T, 3-3	-
Dec. 6, 1984 at Philadelphia	T, 1-1	-
Dec. 9, 1984 at Buffalo	T, 4-4	-
Dec. 13, 1984 at Boston	T, 5-5	-
Dec. 23, 1984 at Chicago	W, 3-2	Gillis, 3:33
Dec. 31, 1984 at Montreal	T, 4-4	-
Jan. 22, 1985 vs. Toronto	T, 2-2	-
Feb. 9, 1985 vs. New Jersey	T, 2-2	-
March 9, 1985 at Calgary	T, 2-2	-
March 15, 1985 vs. Winnipeg	L, 2-3	MacLean 4:41

1985-86 (4-1-6)

Date, Opponent	Result	OT Goal
Oct. 26, 1985 at Pittsburgh	T, 4-4	-
Dec. 12, 1985 at Boston	T, 1-1	-
Dec. 19, 1985 vs. Montreal	W, 5-4	Gillis 4:57
Jan. 20, 1986 vs. Montreal	W, 3-2	Ashton 3:59
Jan. 27, 1986 vs. NY Rangers	T, 6-6	-
Feb. 1, 1986 vs. Philadelphia	T, 2-2	-
Feb. 9, 1986 at Boston	W, 4-3	P. Stastny 4:49
Feb. 20, 1986 at New Jersey	L, 3-4	Preston 4:56
March 6, 1986 at Boston	W, 5-4	Eagles 3:28
Mar. 11, 1986 vs. Vancouver	T, 1-1	-
Apr. 5, 1986 vs. Boston	T, 2-2	-

1986-87 (0-4-10)

Date, Opponent	Result	OT Goal
Oct. 11, 1986 vs. Minnesota	T, 4-4	-
Oct. 21, 1986 vs. Washington	T, 4-4	-
Nov. 1, 1986 at Hartford	T, 2-2	-
Nov. 2, 1986 vs. Hartford	T, 3-3	-
Nov. 18, 1986 vs. NY Islanders	L, 3-4	Bossy 4:45
Dec. 21, 1986 at Winnipeg	T, 4-4	-
Dec. 27, 1986 vs. New Jersey	T, 2-2	-
Jan. 8, 1987 at New Jersey	T, 4-4	-
Jan. 24, 1987 vs. NY Islanders	L, 1-2	Haanpaa 2:28
Feb. 17, 1987 vs. Winnipeg	T, 3-3	-
Feb. 21, 1987 at St. Louis	L, 3-4	Paslawski 1:23
Mar. 7, 1987 vs. Buffalo	T, 5-5	-
Mar. 21, 1987 vs. Philadelphia	T, 2-2	-
March 26, 1987 at Philadelphia	L, 2-3	Poulin 3:22

1987-88 (2-2-5)

Date, Opponent	Result	OT Goal
Oct. 10, 1987 vs. Boston	W, 6-5	Moller 2:56
Oct. 16, 1987 at Buffalo	T, 2-2	-
Oct. 31, 1987 vs. Pittsburgh	L, 4-5	Simpson 4:05
Nov. 23, 1987 vs. Montreal	W, 4-3	A. Stastny 1:44
Dec. 11, 1987 at Winnipeg	T, 3-3	-
Jan. 19, 1988 vs. Edmonton	T, 4-4	-
Feb. 7, 1988 vs. Chicago	T, 5-5	-
March 19, 1988 vs. Calgary	L, 4-5	Loob 2:43
March 31, 1988 at Philadelphia	T, 4-4	-

1988-89 (2-1-7)

Date, Opponent	Result	OT Goal
Oct. 29, 1988 vs. NY Islanders	W, 3-2	Albelin 2:33
Nov. 13, 1988 at Chicago	T, 5-5	-
Nov. 15, 1988 vs. Boston	T, 5-5	-
Dec. 17, 1988 at Boston	T, 2-2	-
Dec. 28, 1988 vs. Hartford	T, 4-4	-
Jan. 10, 1989 vs. Washington	T, 4-4	-
Jan. 14, 1989 vs. Buffalo	T, 1-1	-
Jan. 28, 1989 at Hartford	W, 3-2	Fortier 0:32
March 16, 1989 at Boston	T, 2-2	-
March 30, 1989 at St. Louis	L, 3-4	Paslawski 1:39

1989-90 (0-1-7)

Date, Opponent	Result	OT Goal
Oct. 17, 1989 vs. Calgary	T, 8-8	-
Nov. 21, 1989 vs. Calgary	T, 4-4	-
Dec. 5, 1989 vs. Boston	T, 3-3	-
Dec. 9, 1989 vs. Philadelphia	T, 6-6	-
Dec. 17, 1989 at Vancouver	T, 2-2	-
Dec. 16, 1989 vs. Hartford	T, 3-3	-
March 3, 1990 vs. Buffalo	T, 3-3	-
March 24, 1990 vs. Toronto	L, 3-4	Osborne 0:49

1990-91 (1-3-14)

Date, Opponent	Result	OT Goal
Oct. 4, 1990 at Hartford	T, 3-3	-
Oct. 13, 1990 vs. Buffalo	T, 4-4	-
Oct. 16, 1990 vs. Hartford	T, 1-1	-
Nov. 11, 1990 at Montreal	L, 4-5	Lefebvre 4:07
Nov. 21, 1990 at Hartford	T, 4-4	-
Nov. 25, 1990 vs. Los Angeles	T, 4-4	-
Dec. 2, 1990 vs. Calgary	T, 5-5	-
Dec. 10, 1990 at Vancouver	W, 3-2	Sakic 4:05
Dec. 19, 1990 at Montreal	T, 1-1	-
Jan. 12, 1991 vs. St. Louis	T, 4-4	-
Jan. 22, 1991 vs. Toronto	T, 4-4	-
Feb. 12, 1991 vs. Buffalo	T, 4-4	-
Feb. 14, 1991 at Chicago	L, 1-2	Roenick 1:26
Feb. 18, 1991 at Vancouver	T, 3-3	-
March 2, 1991 vs. Hartford	T, 3-3	-
March 19, 1991 vs. Edmonton	L, 6-7	Messier 4:34
March 21, 1991 at Boston	T, 3-3	-
March 28, 1991 at Buffalo	T, 4-4	-

1991-92 (0-5-12)

Date, Opponent	Result	OT Goal
Oct. 13, 1991 vs. NY Islanders	T, 1-1	-
Oct. 23, 1991 at Montreal	L, 2-3	Svoboda 3:22
Nov. 27, 1991 at Buffalo	T, 4-4	-
Dec. 5, 1991 at Boston	T, 2-2	-
Dec. 19, 1991 at Calgary	T, 5-5	-
Dec. 22, 1991 at Vancouver	T, 6-6	-
Jan. 31, 1992 at Winnipeg	T, 4-4	-
Feb. 15, 1992 at Montreal	T, 4-4	-
Feb. 20, 1992 at Pittsburgh	T, 4-4	-
Feb. 23, 1992 at Montreal	T, 3-3	-
March 3, 1992 vs. Buffalo	T, 4-4	-
March 7, 1992 vs. Detroit	T, 4-4	-
March 14, 1992 vs. Boston	L, 4-5	Carpenter 1:27
March 17, 1992 at Toronto	L, 3-4	Anderson 2:08
March 26, 1992 vs. Chicago	L, 4-5	Goulet 4:25
March 31, 1992 vs. Boston	L, 4-5	Hughes 4:24
April 12, 1992 at Boston	T, 1-1	-

1992-93 (4-1-10)

Date, Opponent	Result	OT Goal
Oct. 21, 1992 at St. Louis	T, 5-5	-
Nov. 3, 1992 at Hartford	T, 3-3	-
Nov. 8, 1992 vs. Calgary	T, 5-5	-
Nov. 12, 1992 at Pittsburgh	T, 4-4	-
Nov. 25, 1992 at Buffalo	T, 1-1	-
Nov. 26, 1992 at Toronto	W, 5-4	Nolan 0:23
Dec. 3, 1992 at Philadelphia	L, 2-3	Boivin 2:03
Dec. 12, 1992 at San Jose	W, 8-7	Young 4:19
Dec. 13, 1992 at Vancouver	T, 3-3	-
Jan. 7, 1993 at Boston	W, 3-2	Kovalenko 1:35
Jan. 26, 1993 vs. Boston	T, 4-4	-
Jan. 29, 1993 at Washington	T, 3-3	-
Feb. 12, 1993 at Calgary	T, 4-4	-
Feb. 14, 1993 at Edmonton	W, 3-2	Sundin 2:28
March 4, 1993 at Chicago	T, 3-3	-

1993-94 (0-0-8)

Date, Opponent	Result	OT Goal
Oct. 6, 1993 at Ottawa	T, 5-5	-
Nov. 20, 1993 vs. Winnipeg	T, 5-5	-
Nov. 23, 1993 vs. New Jersey	T, 1-1	-
Nov. 27, 1993 vs. Buffalo	T, 2-2	-
Dec. 7, 1993 vs. Calgary	T, 4-4	-
March 7, 1994 at New Jersey	T, 2-2	-
March 10, 1994 vs. Montreal	T, 4-4	-
April 5, 1994 vs. Florida	T, 3-3	-

1994-95 (1-0-5)

Date, Opponent	Result	OT Goal
Feb. 23, 1995 vs. Philadelphia	T, 6-6	-
Feb. 25, 1995 vs. Boston	T, 1-1	-
March 4, 1995 vs. Buffalo	T, 1-1	-
March 20, 1995 vs. Florida	W, 5-4	Nolan 2:33
April 8, 1995 at Ottawa	T, 2-2	-
April 26, 1995 vs. Montreal	T, 1-1	-

OVERTIME RESULTS

1995-96 (2-3-10)

Date, Opponent	Result	OT Goal
Oct. 9, 1995 vs. Pittsburgh	T, 6-6	-
Nov. 9, 1995 vs. Dallas	T, 1-1	-
Nov. 20, 1995 at Edmonton	T, 3-3	-
Nov. 25, 1995 at Montreal	T, 2-2	-
Nov. 29, 1995 at New Jersey	L, 3-4	Richer 0:57
Dec. 23, 1995 at Los Angeles	T, 2-2	-
Jan. 4, 1996 vs. Philadelphia	T, 2-2	-
Jan. 10, 1996 vs. Florida	T, 4-4	-
Jan. 14, 1996 vs. Calgary	T, 4-4	-
Jan. 25, 1996 vs. Vancouver	T, 2-2	-
Jan. 27, 1996 at San Jose	W, 4-3	Kamensky 2:49
Feb. 7, 1996 vs. Tampa Bay	T, 4-4	-
Feb. 9, 1996 vs. Hartford	L, 2-3	Burt 3:24
Feb. 16, 1996 at Florida	W, 5-4	Keane 0:55
April 14, 1996 vs. Los Angeles	L, 4-5	Perreault 4:12

1996-97 (3-3-9)

Date, Opponent	Result	OT Goal
Oct. 10, 1996 vs. Anaheim	T, 6-6	-
Nov. 2, 1996 vs. Buffalo	T, 0-0	-
Nov. 3, 1996 at Anaheim	T, 1-1	-
Nov. 16, 1996 vs. Hartford	T, 4-4	-
Dec 18, 1996 at Edmonton	T, 4-4	-
Jan. 4, 1997 at Edmonton	T, 4-4	-
Jan 6, 1997 at NY Rangers	T, 2-2	-
Jan. 8, 1997 at New Jersey	T, 1-1	-
Jan. 21, 1997 at Tampa Bay	L, 2-3	Houlder 2:02
Jan. 23, 1997 at Pittsburgh	W, 4-3	Kamensky 3:55
Feb. 18, 1997 at Colorado	W, 3-2	Lemieux 4:56
Feb. 21, 1997 at Edmonton	W, 4-3	Ricci 2:26
March 9, 1997 vs. Anaheim	T, 2-2	-
March 26, 1997 at Detroit	L, 5-6	McCarty 0:39
April 4, 1997 at San Jose	L, 6-7	Guolla 0:35

1997-98 (2-3-17)

Date, Opponent	Result	OT Goal
Oct. 1, 1997 at Dallas	T, 2-2	-
Oct. 11, 1997 vs. Phoenix	T, 3-3	-
Oct. 17, 1997 at Calgary	L, 5-6	Nylander 4:40
Oct. 19, 1997 at Vancouver	T, 4-4	-
Oct. 23, 1997 vs. Los Angeles	L, 1-2	Robitaille 2:43
Oct. 24, 1997 vs. Carolina	T, 3-3	-
Oct. 30, 1997 at St. Louis	T, 2-2	-
Nov. 1, 1997 vs. Calgary	T, 3-3	-
Nov. 18, 1997 at Washington	T, 6-6	-
Nov. 26, 1997 at Tampa Bay	T, 3-3	-
Dec. 10, 1997 at Toronto	T, 2-2	-
Dec. 17, 1997 vs. Detroit	T, 2-2	-
Dec. 19, 1997 vs. Pittsburgh	T, 3-3	-
Dec. 29, 1997 vs. Montreal	T, 1-1	-
Jan. 2, 1998 at Buffalo	T, 2-2	-
Jan. 3, 1998 at Pittsburgh	W, 5-4	Kamensky 3:04
Jan. 8, 1998 vs. Vancouver	T, 4-4	-
Jan. 10, 1998 vs. Ottawa	T, 3-3	-
Jan. 15, 1998 vs. San Jose	T, 2-2	-
Jan. 26, 1998 vs. Edmonton	W, 2-1	Lacroix 1:49
March 2, 1998 vs. Edmonton	L, 4-5	Fraser 0:11
April 13, 1998 at Anaheim	T, 2-2	-

1998-99 (2-0-10)

Date, Opponent	Result	OT Goal
Oct. 18, 1998 at Los Angeles	T, 5-5	-
Nov. 10, 1998 at Phoenix	T, 1-1	-
Dec. 14, 1998 vs. St. Louis	T, 0-0	-
Jan. 6, 1999 vs. Florida	T, 2-2	-
Jan. 10, 1999 at Chicago	W, 3-2	Lemieux 3:31
Feb. 14, 1999 vs. Philadelphia	T, 4-4	-
Feb. 19, 1999 at Nashville	T, 4-4	-
Feb.21, 1999 at Dallas	T, 1-1	-
Feb. 23, 1999 vs. Vancouver	T, 4-4	-
March 9, 1999 at Washington	W, 3-2	Ozolinsh 0:19
March 20, 1999 vs. Chicago	T, 5-5	-
March 30, 1999 vs. Calgary	T, 3-3	-

* - Denotes shootout

Note: OT losses counted as a point starting in 1999-00

1999-00 (5-1-11)

Date, Opponent	Result	OT Goal
Oct. 8, 1999 at Pittsburgh	T, 3-3	-
Oct. 11, 1999 at Boston	T, 3-3	-
Oct. 23, 1999 at Atlanta	W, 3-2	Sakic 0:40
Oct. 28, 1999 at Philadelphia	L, 4-5	Zelepukin 4:51
Nov. 15, 1999 at Vancouver	T, 2-2	-
Nov. 22, 1999 at Dallas	W, 3-2	Deadmarsh 0:34
Dec. 12, 1999 at Vancouver	W, 3-2	Hejduk 1:36
Dec. 18, 1999 at Nashville	T, 2-2	-
Jan 3, 2000 vs. Edmonton	T, 2-2	-
Jan. 19, 2000 vs. San Jose	T, 0-0	-
Jan. 21, 2000 at Anaheim	T, 3-3	-
Feb. 3, 2000 vs. San Jose	T, 3-3	-
Feb. 17, 2000 at New Jersey	T, 5-5	-
Feb. 27, 2000 at Dallas	T, 1-1	-
March 16, 2000 vs. Nashville	T, 2-2	-
March 26, 2000 at Dallas	W, 2-1	Hejduk 3:17
April 2, 2000 vs. Dallas	W, 3-2	Podein 4:13

2000-01 (6-4-10)

Date, Opponent	Result	OT Goal
Oct. 4, 2000 at Dallas	T, 2-2	-
Oct. 7, 2000 at Edmonton	T, 1-1	-
Oct. 17, 2000 at Washington	W, 4-3	Forsberg 2:37
Oct. 25, 2000 vs. Nashville	W, 2-1	Forsberg 3:58
Nov. 9, 2000 vs. St. Louis	T, 3-3	-
Nov. 13, 2000 vs. Pittsburgh	W, 3-2	Sakic 3:56
Nov. 25, 2000 vs. Calgary	W, 3-2	Hejduk 0:39
Dec. 11, 2000 vs. Tampa Bay	T, 2-2	-
Dec. 13, 2000 vs. Philadelphia	T, 3-3	-
Dec. 23, 2000 vs. Vancouver	W, 3-2	Hejduk 3:59
Jan. 4, 2001 vs. San Jose	T, 2-2	-
Jan. 6, 2001 at Carolina	T, 2-2	-
Jan. 7, 2001 at Detroit	L, 3-4	Yzerman 1:08
Jan. 14, 2001 at Chicago	T, 2-2	-
Feb. 10, 2001 vs. St. Louis	L, 3-4	Corso 0:50
Feb. 13, 2001 at Montreal	W, 3-2	Sakic 2:21
Feb. 17, 2001 at Toronto	T, 5-5	-
March 3, 2001 vs. Buffalo	L, 2-3	Barnes 2:08
March 10, 2001 at Dallas	L, 2-3	Lukowich 1:47
April 4, 2001 vs. Anaheim	T, 1-1	-

2001-02 (4-1-8)

Date, Opponent	Result	OT Goal
Nov. 6, 2001 at Montreal	T, 1-1	-
Dec. 1, 2001 at Calgary	T, 2-2	-
Dec. 10, 2001 vs. Anaheim	T, 1-1	-
Dec. 16, 2001 at Minnesota	W, 3-2	Sakic 4:09
Dec. 21, 2001 vs. Calgary	T, 2-2	-
Jan. 1, 2002 at Nashville	T, 4-4	-
Jan. 3, 2002 vs. NY Rangers	W, 3-2	Blake 1:41
Jan. 12, 2002 at Edmonton	T, 2-2	-
Jan. 15, 2002 vs. San Jose	L, 0-1	Selanne 4:57
Jan. 17, 2002 vs. Phoenix	W, 3-2	Nieminen 4:58
Feb. 26, 2002 vs. Calgary	T, 2-2	-
Feb. 28, 2002 vs. Phoenix	W, 2-1	Drury 3:15
April 14, 2002 vs. Dallas	T, 2-2	-

2002-03 (7-8-13)

Date, Opponent	Result	OT Goal
Oct. 9, 2002 vs. Dallas	T, 1-1	-
Oct. 20, 2002 at Anaheim	L, 2-3	McDonald 4:49
Oct. 22, 2002 vs. Edmonton	T, 3-3	-
Oct. 27, 2002 vs. Minnesota	T, 3-3	-
Oct. 29, 2002 at Minnesota	L, 2-3	Sekeras 3:43
Nov. 2, 2002 at Calgary	T, 4-4	-
Nov. 8, 2002 vs. Anaheim	L, 2-3	Havelid 0:20
Nov. 17, 2002 at Phoenix	T, 4-4	-
Nov. 21, 2002 vs. Nashville	T, 1-1	-
Nov. 27, 2002 vs. St. Louis	T, 4-4	-
Nov. 29, 2002 at Minnesota	T, 2-2	-
Dec. 6, 2002 vs. Montreal	W, 7-6	Vrbata 1:52
Dec. 13, 2002 at Edmonton	L, 0-1	Chimera 3:21
Dec. 16, 2002 vs. Washington	T, 2-2	-
Dec. 27, 2002 vs. Philadelphia	L, 1-2	Desjardins 1:38
Jan. 12, 2003 at Carolina	W, 3-2	Hejduk 2:04
Jan. 20, 2003 vs. Dallas	T, 1-1	-
Jan. 28, 2003 at Columbus	T, 2-2	-
Jan. 30, 2003 at NY Rangers	W, 4-3	de Vries 2:29
Feb. 4, 2003 at Boston	W, 3-2	de Vries 4:17
Feb. 13, 2003 at Vancouver	L, 1-2	Morrison 1:58
Feb. 27, 2003 vs. Atlanta	L, 3-4	Savard 1:12
March 2, 2003 at Chicago	W, 3-2	Tanguay 3:38
March 8, 2003 at Philadelphia	W, 2-1	Forsberg 0:26
March 10, 2003 vs. Phoenix	T, 2-2	-
March 24, 2003 at Buffalo	L, 3-4	Hecht 4:15
March 25, 2003 at Ottawa	T, 2-2	-
April 4, 2003 at Anaheim	W, 4-3	Hejduk 4:50

OVERTIME RESULTS

2003-04 (8-7-13)

Date, Opponent	Result	OT Goal
Nov. 2, 2003 at NY Rangers	W, 3-2	Skrastins 1:14
Nov. 4, 2003 vs. Minnesota	T, 4-4	-
Nov. 9, 2003 at Chicago	W, 4-3	Konowalchuk 4:54
Nov. 13, 2003 at Phoenix	L, 2-3	Radivojevic 1:51
Nov. 18, 2003 vs. Anaheim	W, 2-1	Selanne 3:11
Nov. 27, 2003 at Calgary	W, 6-5	Morris 2:24
Nov. 30, 2003 vs. New Jersey	T, 1-1	-
Dec. 4, 2003 at San Jose	T, 2-2	-
Dec. 11, 2003 at Vancouver	T, 1-1	-
Dec. 13, 2003 at Calgary	T, 1-1	-
Dec. 20, 2003 at Los Angeles	T, 3-3	-
Dec. 26, 2003 at St. Louis	T, 3-3	-
Dec. 27, 2003 vs. Philadelphia	W, 3-2	Hejduk 1:42
Jan. 8, 2004 at Nashville	L, 3-4	York 1:12
Jan. 11, 2004 at Chicago	W, 5-4	Tanguay 3:42
Jan. 19, 2004 at Tampa Bay	W, 5-4	Hejduk 0:59
Jan. 22, 2004 at Atlanta	T, 1-1	-
Jan. 29, 2004 at Los Angeles	T, 3-3	-
Jan. 30, 2004 at Anaheim	L, 3-4	Havelid 3:39
Feb. 5, 2004 vs. Detroit	L, 2-3	Hull 0:57
Feb. 10, 2004 vs. NY Islanders	T, 1-1	-
Feb. 26, 2004 vs. St. Louis	T, 2-2	-
Feb. 28, 2004 at Columbus	L, 4-5	Spacek 3:24
March 3, 2004 vs. Vancouver	T, 5-5	-
March 10, 2004 at Edmonton	W, 3-2	Footo 2:37
March 31, 2004 at Minnesota	L, 4-5	Chouinard 0:53
April 4, 2004 vs. Nashville	L, 1-2	Legwand 0:32
March 23, 2004 vs. Chicago	T, 2-2	-

2005-06 (6-9)

3-3 in overtime, 3-6 in shootouts

Date, Opponent	Result	OT Goal
Oct. 14, 2005 vs. Chicago	L, 2-3*	-
Oct. 29, 2005 vs. Vancouver	W, 4-3	Laperriere 1:55
Nov. 5, 2005 vs. Dallas	L, 2-3*	-
Nov. 21, 2005 vs. Calgary	L, 2-3*	-
Dec. 9, 2005 at New Jersey	W, 4-3*	-
Jan. 7, 2006 vs. Columbus	W, 3-2*	-
Jan. 14, 2006 at Philadelphia	W, 4-3	Tanguay 4:14
Jan. 26, 2006 vs. Dallas	L, 2-3*	-
Jan. 28, 2006 vs. Vancouver	L, 3-4*	-
Feb. 2, 2006 at Nashville	L, 3-4	Sullivan 2:09
March 7, 2006 at St. Louis	W, 2-1*	-
March 22, 2006 at Anaheim	L, 4-5	Hedstrom 3:22
March 25, 2006 at St. Louis	W, 3-2	Sakic 0:57
March 26, 2006 vs. Edmonton	L, 3-4*	-
April 15, 2006 at Vancouver	L, 3-4	Morrison 4:23

2006-07 (8-7)

3-3 in overtime, 5-4 in shootouts

Date, Opponent	Result	OT Goal
Oct. 4, 2006 vs. Dallas	L, 2-3	Sydor 2:07
Oct. 5, 2006 at Dallas	L, 2-3	White 1:03
Nov. 18, 2006 at Minnesota	W, 2-1*	-
Nov. 22, 2006 vs. Anaheim	W, 3-2*	-
Jan. 6, 2007 at Minnesota	W, 2-1*	-
Jan. 9, 2007 vs. Detroit	L, 3-4*	-
Jan. 13, 2007 vs. Anaheim	W, 3-2*	-
Jan. 26, 2007 vs. Phoenix	L, 4-5*	-
Feb. 6, 2007 vs. Florida	W, 5-4	Sakic 0:25
Feb. 24, 2007 at Los Angeles	L, 5-6*	-
March 4, 2007 at Detroit	W, 4-3	Richardson 2:41
March 11, 2007 at Minnesota	L, 2-3	Burns 4:41
March 18, 2007 vs. San Jose	W, 4-3	Hejduk 0:19
March 23, 2007 at Edmonton	L, 3-4*	-
March 25, 2007 at Vancouver	W, 5-4*	-

2007-08 (11-7)

4-4 in overtime, 7-3 in shootouts

Date, Opponent	Result	OT Goal
Oct. 16, 2007 vs. Calgary	W, 5-4*	-
Oct. 26, 2007 at Calgary	W, 3-2	Smyth 0:23
Nov. 7, 2007 vs. Edmonton	W, 4-3*	-
Nov. 9, 2007 at Vancouver	L, 1-2	H. Sedin 1:22
Dec. 19, 2007 at Anaheim	L, 1-2	Schneider 3:31
Dec. 21, 2007 vs. NY Rangers	W, 4-3	Wolski 1:16
Dec. 31, 2007 at Phoenix	L, 3-4*	-
Jan. 5, 2008 vs. NY Islanders	W, 2-1	Svatos 2:05
Jan. 13, 2008 at Florida	W, 4-3*	-
Jan. 18, 2008 vs. Chicago	L, 1-2*	-
Feb. 4, 2008 vs. Phoenix	L, 3-4	Vrbata 3:23
Feb. 20, 2008 at Anaheim	L, 2-3*	-
Feb. 22, 2008 at Phoenix	W, 3-2*	-
Feb. 26, 2008 at Calgary	W, 3-2	Stastny 3:02
Feb. 27, 2008 at Vancouver	W, 3-2*	-
March 28, 2008 vs. Edmonton	W, 5-4*	-
March 30, 2008 at Minnesota	L, 2-3	Gaborik 3:10
April 6, 2008 vs. Minnesota	W, 4-3*	-

2008-09 (12-5)

3-1 in overtime, 9-4 in shootouts

Date, Opponent	Result	OT Goal
Oct. 25, 2008 vs. Buffalo	W, 2-1*	-
Nov. 12, 2008 at Vancouver	W, 2-1*	-
Nov. 15, 2008 at Edmonton	W, 3-2*	-
Nov. 22, 2008 at Los Angeles	W, 4-3*	-
Dec. 5, 2008 at Dallas	L, 1-2*	-
Dec. 7, 2008 vs. Vancouver	W, 5-4*	-
Dec. 18, 2008 at Tampa Bay	W, 2-1*	-
Dec. 23, 2008 vs. Phoenix	W, 5-4	Clark 1:48
Dec. 27, 2008 vs. Detroit	W, 4-3*	-
Feb. 15, 2009 at Detroit	W, 6-5*	-
Feb. 17, 2009 vs. Ottawa	W, 3-2	Wolski 1:20
March 12, 2009 vs. Minnesota	W, 2-1*	-
March 14, 2009 at Edmonton	W, 3-2	Liles 0:42
March 17, 2009 at Minnesota	L, 2-3*	-
April 7, 2009 at San Jose	L, 0-1*	-
April 9, 2009 vs. Dallas	L, 2-3*	-
April 11, 2009 vs. Vancouver	L, 0-1	H.Sedin 0:40

2009-10 (9-9)

2-4 in overtime, 7-5 in shootouts

Date, Opponent	Result	OT Goal
Oct. 10, 2009 at Chicago	L, 3-4*	-
Oct. 17, 2009 at Detroit	W, 4-3*	-
Oct. 21, 2009 at Minnesota	L, 2-3*	-
Nov. 6, 2009 vs. Chicago	W, 4-3*	-
Nov. 11, 2009 at Chicago	L, 2-3*	-
Nov. 25, 2009 vs. Nashville	L, 3-4	Legwand 3:07
Nov. 28, 2009 vs. Minnesota	L, 2-3*	-
Dec. 2, 2009 at Florida	L, 5-6*	-
Dec. 11, 2009 vs. Tampa Bay	W, 2-1*	-
Jan. 9, 2010 at Buffalo	W, 4-3*	-
Jan. 11, 2010 at Calgary	W, 3-2*	-
Feb. 10, 2010 vs. Atlanta	W, 4-3	Cumiskey 0:09
March 22, 2010 at Los Angeles	L, 3-4	Doughty 3:40
March 24, 2010 vs. Los Angeles	W, 4-3*	-
April 4, 2010 vs. San Jose	W, 5-4	Liles 2:59
April 6, 2010 at Vancouver	W, 4-3*	-
April 7, 2010 at Edmonton	L, 4-5	R. Whitney 3:50
April 11, 2010 vs. Los Angeles	L, 1-2	D. Brown 1:31

2010-11 (12-8)

6-7 in overtime, 6-1 in shootouts

Date, Opponent	Result	OT Goal
Oct. 7, 2010 vs. Chicago	W, 4-3	Stastny 3:40
Oct. 12, 2010 at Detroit	W, 5-4*	-
Oct. 26, 2010 at Vancouver	L, 3-4	Raymond 0:28
Nov. 17, 2010 vs. San Jose	W, 4-3	Porter 2:07
Nov. 20, 2010 at Dallas	W, 4-3*	-
Nov. 30, 2010 vs. Atlanta	L, 2-3	Stewart 1:49
Dec. 3, 2010 at Carolina	L, 1-2	Sutter 1:16
Dec. 7, 2010 at Florida	L, 3-4	Weiss 0:43
Dec. 17, 2010 vs. Ottawa	W, 6-5	Duchene 2:36
Dec. 27, 2010 vs. Detroit	L, 3-4	Kronwall 3:42
Dec. 30, 2010 at Edmonton	W, 4-3*	-
Jan. 4, 2011 vs. Buffalo	W, 4-3	Jones 4:17
Jan. 8, 2011 vs. NY Islanders	L, 3-4	Tavares 3:52
Jan. 18, 2011 vs. Vancouver	W, 4-3	Jones 2:52
Feb. 16, 2011 vs. Pittsburgh	L, 2-3	Kennedy 4:10
March 1, 2011 at San Jose	L, 1-2*	-
March 19, 2011 at Edmonton	W, 3-2*	-
March 22, 2011 vs. Columbus	W, 5-4*	-
April 1, 2011 at Phoenix	W, 4-3*	-
April 10, 2011 vs. Edmonton	W, 4-3	Jones 3:57

* - Denotes shootout

Note: OT losses counted as a point starting in 1999-00

2011-12 (16-6)

7-4 in overtime, 9-2 in shootouts

Date, Opponent	Result	OT Goal
Oct. 12, 2011 at Columbus	W, 3-2*	-
Oct. 15, 2011 at Montreal	W, 6-5*	-
Oct. 17, 2011 at Toronto	W, 3-2	Jones 1:11
Oct. 22, 2011 at Chicago	W, 5-4*	-
Nov. 4, 2011 at Dallas	L, 6-7	Eriksson 3:55
Nov. 10, 2011 vs. NY Islanders	W, 4-3	Quincey 2:39
Dec. 2, 2011 vs. St. Louis	W, 3-2*	-
Dec. 13, 2011 vs. San Jose	W, 4-3*	-
Dec. 19, 2011 vs. Philadelphia	W, 3-2*	-
Dec. 23, 2011 vs. Tampa Bay	W, 2-1	Duchene 3:38
Jan. 2, 2012 at Los Angeles	W, 2-1*	-
Jan. 12, 2012 at Nashville	L, 2-3	Legwand 0:34
Jan. 18, 2012 vs. Florida	W, 4-3	O'Reilly 3:55
Feb. 4, 2012 vs. Vancouver	W, 2-3*	-
Feb. 10, 2012 vs. Carolina	W, 4-3	O'Reilly 4:58
Feb. 11, 2012 at St. Louis	L, 2-3	Colaiacovo 3:18
March 10, 2012 vs. Edmonton	W, 3-2*	-
March 12, 2012 vs. Anaheim	W, 3-2	Landeskog 1:52
March 14, 2012 at Buffalo	W, 5-4*	-
March 15, 2012 at New Jersey	L, 0-1*	-
March 20, 2012 vs. Calgary	W, 2-1	Jones 3:51
March 24, 2012 vs. Vancouver	L, 2-3	Higgins 1:40

2012-13 (5-7)

3-5 in overtime, 2-2 in shootouts

Date, Opponent	Result	OT Goal
Feb. 11, 2013 vs. Phoenix	L, 2-3	Doan 4:01
Feb. 14, 2013 at Minnesota	W, 4-3*	-
Feb. 20, 2013 vs. St. Louis	W, 1-0	Jones 4:43
Feb. 24, 2013 at Anaheim	L, 3-4	Barrie 4:14
Feb. 26, 2013 at San Jose	L, 2-3*	-
March 3, 2013 at Columbus	L, 1-2	Anisimov 2:26
March 10, 2013 vs. San Jose	W, 3-2	Duchene 4:59
March 30, 2013 vs. Nashville	W, 1-0	Barrie 0:50
April 5, 2013 vs. Detroit	L, 2-3	Datsyuk 4:44
April 11, 2013 at Los Angeles	L, 2-3*	-
April 15, 2013 vs. Columbus	L, 3-4	Foligno 4:31
April 26, 2013 at Phoenix	W, 5-4*	-

OVERTIME RESULTS

2013-14 (15-8)

10-4 in overtime, 5-4 in shootouts

Date, Opponent	Result	OT Goal
Nov. 1, 2013 at Dallas	W, 3-2	Stastny 3:36
Nov. 21, 2013 at Phoenix	W, 4-3	O'Reilly 4:18
Nov. 23, 2013 at Los Angeles	W, 1-0	McGinn 2:32
Nov. 30, 2013 vs. Minnesota	W, 3-2*	-
Dec. 12, 2013 at Winnipeg	W, 4-3*	-
Dec. 14, 2013 vs. Minnesota	L, 1-2*	-
Dec. 21, 2013 at Los Angeles	L, 2-3*	-
Dec. 23, 2013 at San Jose	L, 4-5*	-
Dec. 29, 2013 vs. Winnipeg	L, 1-2	Wheeler 4:58
Jan. 8, 2014 vs. Ottawa	W, 4-3	Barrie 0:33
Jan. 10, 2014 vs. NY Islanders	L, 1-2	Grabner 1:46
Jan. 14, 2014 vs. Chicago	W, 3-2	Barrie 4:09
Jan. 16, 2014 vs. New Jersey	W, 2-1*	-
Feb. 3, 2014 at New Jersey	W, 2-1	O'Reilly 0:28
March 6, 2014 at Detroit	W, 3-2	Benoit 4:28
March 10, 2014 vs. Winnipeg	W, 3-2	Duchene 2:33
March 19, 2014 at Winnipeg	L, 4-5	Wheeler 1:42
March 25, 2014 at Nashville	W, 5-4*	-
March 27, 2014 vs. Vancouver	W, 3-2	Barrie 0:55
April 1, 2014 at Columbus	W, 3-2	Landeskog 4:27
April 3, 2014 vs. NY Rangers	W, 3-2*	-
April 6, 2014 vs. Pittsburgh	L, 2-3*	-
April 13, 2014 at Anaheim	L, 2-3	Bonino 1:33

2014-15 (12-12)

2-8 in overtime, 10-4 in shootouts

Date, Opponent	Result	OT Goal
Oct. 14, 2014 at Toronto	L, 2-3	Kessel 0:34
Oct. 21, 2014 vs. Florida	L, 3-4	Boyes 2:23
Oct. 26, 2014 at Winnipeg	L, 1-2	Little 4:35
Oct. 28, 2014 vs. San Jose	L, 2-3*	-
Nov. 1, 2014 at St. Louis	L, 2-3*	-
Nov. 6, 2014 vs. Toronto	W, 4-3*	-
Nov. 13, 2014 at NY Rangers	W, 4-3*	-
Nov. 25, 2014 at Arizona	W, 4-3	Briere 3:16
Dec. 4, 2014 at Calgary	L, 3-4	Monahan 1:47
Dec. 11, 2014 vs. Winnipeg	W, 4-3*	-
Dec. 13, 2014 vs. St. Louis	L, 2-3	Oshie 1:03
Dec. 18, 2014 at Pittsburgh	L, 0-1	Comeau 2:24
Dec. 21, 2014 at Detroit	W, 2-1*	-
Dec. 31, 2014 vs. Philadelphia	W, 4-3	O'Reilly 4:40
Jan. 2, 2015 vs. Edmonton	W, 2-1*	-
Jan. 13, 2015 at Carolina	L, 2-3*	-
Jan. 17, 2015 at Tampa Bay	L, 2-3*	-
Jan. 21, 2015 vs. Boston	W, 3-2*	-
Jan. 27, 2015 at Nashville	L, 3-4	Smith 2:46
Feb. 3, 2015 at Dallas	W, 3-2*	-
Feb. 27, 2015 at Dallas	W, 5-4*	-
March 12, 2015 vs. New Jersey	W, 2-1*	-
March 20, 2015 at Anaheim	L, 2-3	Perry 1:25
April 9, 2015 vs. Winnipeg	W, 1-0*	-

2015-16 (6-4)

2-4 in overtime, 4-0 in shootouts

Date, Opponent	Result	OT Goal
Oct. 21, 2015 vs. Carolina	L, 0-1	Rask 1:49
Dec. 7, 2015 vs. Minnesota	W, 2-1	Mitchell 3:35
Dec. 27, 2015 vs. Arizona	L, 1-2	Boedker 4:17
Dec. 31, 2015 vs. Chicago	L, 3-4	Toews 3:29
Jan. 6, 2016 vs. St. Louis	W, 4-3	Landeskog 4:43
Jan. 22, 2016 vs. St. Louis	W, 2-1*	-
Feb. 4, 2016 vs. Dallas	L, 3-4	Klingberg 0:35
Feb. 12, 2016 vs. Detroit	W, 3-2*	-
Feb. 24, 2016 vs. San Jose	W, 4-3*	-
March 18, 2016 vs. Calgary	W, 4-3*	-

2016-17 (8-4)

7-2 in overtime, 1-2 in shootouts

Date, Opponent	Result	OT Goal
Oct. 17, 2016 at Pittsburgh	W, 4-3	Landeskog 0:22
Nov. 11, 2016 vs. Winnipeg	W, 3-2	R. Bourque 1:23
Nov. 21, 2016 at Columbus	W, 3-2	Duchene 1:49
Nov. 26, 2016 vs. Vancouver	L, 2-3*	-
Dec. 23, 2016 at Chicago	W, 2-1	MackKinnon 0:25
Jan. 6, 2017 vs. NY Islanders	W, 2-1	MackKinnon 4:43
Jan. 21, 2017 at San Jose	L, 2-3	Schlemko 1:18
Feb. 17, 2017 at Carolina	W, 2-1	Rantanen 4:23
Feb. 19, 2017 vs. Tampa Bay	L, 2-3	Drouin 2:27
March 31, 2017 vs. St. Louis	W, 2-1*	-
April 4, 2017 vs. Chicago	W, 4-3	Johnson 1:57
April 8, 2017 at Dallas	L, 3-4*	-

2017-18 (8-9)

6-8 in overtime, 2-1 in shootouts

Date, Opponent	Result	OT Goal
Nov. 4, 2017 at Philadelphia	W, 5-4*	-
Nov. 10, 2017 vs. Ottawa (Sweden)	L, 3-4	Stone 0:59
Nov. 19, 2017 at Detroit	W, 4-3	MackKinnon 2:55
Nov. 24, 2017 at Minnesota	L, 2-3*	-
Nov. 29, 2017 vs. Winnipeg	W, 3-2	MackKinnon 0:59
Dec. 21, 2017 at Los Angeles	L, 1-2	Brown 0:44
Dec. 29, 2017 vs. Toronto	W, 4-3	Compher 3:25
Jan. 2, 2018 vs. Winnipeg	W, 3-2	Johnson 4:50
Jan. 30, 2018 at Vancouver	L, 3-4	Baertschi 1:07
Feb. 1, 2018 at Edmonton	W, 4-3	Compher 2:28
Feb. 20, 2018 at Vancouver	W, 5-4	MackKinnon 3:36
Feb. 22, 2018 at Edmonton	L, 2-3	McDavid 2:19
March 4, 2018 vs. Nashville	L, 3-4	Forsberg 1:07
March 6, 2018 at Chicago	L, 1-2	Toews 0:09
March 8, 2018 at Columbus	L, 4-5	Jones 0:59
March 24, 2018 vs. Vegas	W, 2-1*	-
April 1, 2018 at Anaheim	L, 3-4	Kase 1:34

2018-19 (5-14)

3-12 in overtime, 2-2 in shootouts

Date, Opponent	Result	OT Goal
Oct. 13, 2018 vs. Calgary	L, 2-3	Gaudreau 0:46
Oct. 16, 2018 at NY Rangers	L, 2-3*	-
Nov. 2, 2018 at Vancouver	L, 6-7	Pouliot 4:38
Nov. 16, 2018 vs. Washington	L, 2-3	Backstrom 0:22
Nov. 18, 2018 at Anaheim	W, 4-3	Rantanen 4:58
Nov. 30, 2018 vs. St. Louis	L, 2-3	Parayko 1:34
Dec. 14, 2018 at St. Louis	L, 3-4	O'Reilly 2:05
Dec. 29, 2018 vs. Chicago	L, 2-3	Kane 0:41
Dec. 31, 2018 vs. Los Angeles	L, 2-3	Brown 0:54
Feb. 7, 2019 at Washington	L, 3-4	Kuznetsov 4:12
Feb. 9, 2019 at NY Islanders	L, 3-4	Pulock 2:23
Feb. 10, 2019 at Boston	L, 1-2	Marchand 4:03
Feb. 25, 2019 vs. Florida	L, 3-4	Ekblad 0:26
Feb. 27, 2019 vs. Vancouver	W, 3-2*	-
March 5, 2019 vs. Detroit	W, 4-3	MackKinnon 2:29
March 24, 2019 at Chicago	L, 1-2	Keith 1:23
March 29, 2019 vs. Arizona	W, 3-2*	-
April 1, 2019 at St. Louis	L, 2-3*	-
April 4, 2019 vs. Winnipeg	W, 3-2	Johnson 1:49

2019-20 (5-8)

4-7 in overtime, 1-1 in shootouts

Date, Opponent	Result	OT Goal
Oct. 12, 2019 vs. Arizona	W, 3-2	Burakovsky
Oct. 16, 2019 at Pittsburgh	L, 2-3	Tanev
Oct. 18, 2019 at Florida	W, 5-4	MackKinnon
Oct. 30, 2019 vs. Florida	L, 3-4	Huberdeau
Nov. 16, 2019 at Vancouver	W, 5-4	MackKinnon
Dec. 9, 2019 vs. Calgary	L, 4-5	Monahan
Dec. 28, 2019 at Dallas	L, 2-3*	-
Jan. 10, 2020 vs. Pittsburgh	L, 3-4	McCann
Jan. 14, 2020 vs. Dallas	L, 2-3	Lindell
Feb. 17, 2020 vs. Tampa Bay	L, 3-4	Kucherov
Feb. 22, 2020 at Los Angeles	W, 2-1*	-
Mar. 4, 2020 vs. Anaheim	L, 3-4	Rakell
Mar. 11, 2020 vs. NY Rangers	W, 3-2	Compher

* - Denotes shootout

Note: OT losses counted as a point starting in 1999-00

NHL AWARDS



Peter Forsberg 2003 Hart & Art Ross Trophies



Nathan MacKinnon 2014 Calder Trophy



Milan Hejduk 2003 Maurice "Rocket" Richard Trophy

INDIVIDUAL AWARDS

HART TROPHY

Joe Sakic, 2000-01
Peter Forsberg, 2002-03

CONN SMYTHE TROPHY

Joe Sakic, 1995-96
Patrick Roy, 2000-01

ART ROSS TROPHY

Peter Forsberg, 2003

CALDER MEMORIAL TROPHY

Peter Stastny, 1980-81
Peter Forsberg, 1994-95
Chris Drury, 1998-99
Gabriel Landeskog, 2011-12
Nathan MacKinnon, 2013-14
Cale Makar, 2019-20

JACK ADAMS AWARD

Marc Crawford, 1994-95
Patrick Roy, 2013-14

LADY BYNG MEMORIAL TROPHY

Joe Sakic, 2000-01
Ryan O'Reilly, 2013-14
Nathan MacKinnon, 2019-20

MAURICE "ROCKET" RICHARD TROPHY

Milan Hejduk, 2002-03

WILLIAM JENNINGS TROPHY

Patrick Roy, 2001-02

KING CLANCY MEMORIAL TROPHY

Shjon Podein, 2000-01

NHL FOUNDATION PLAYER AWARD

Joe Sakic, 2006-07

LESTER B. PEARSON AWARD

Joe Sakic, 2000-01

BUD LIGHT PLUS/MINUS AWARD

Joe Sakic, 2000-01
Peter Forsberg & Milan Hejduk, 2002-03

NHL/SHERATON ROAD PERFORMER AWARD

Joe Sakic, 2003-04

NHL ALL-STAR TEAM

1982-83

Michel Goulet (second team)

1983-84

Michel Goulet (first team)

1985-86

Michel Goulet (first team)

1986-87

Michel Goulet (first team)

1987-88

Michel Goulet (second team)

1996-97

Sandis Ozolinsh (first team)

1997-98

Peter Forsberg (first team)

1998-99

Peter Forsberg (first team)

2000-01

Ray Bourque (first team)

Joe Sakic (first team)

Rob Blake (second team)

2001-02

Patrick Roy (first team)

Joe Sakic (first team)

Rob Blake (second team)

2002-03

Peter Forsberg (first team)

Milan Hejduk (second team)

2003-04

Joe Sakic (first team)

2013-14

Semyon Varlamov (second team)

2017-18

Nathan MacKinnon (second team)

2019-20

Nathan MacKinnon (second team)

NHL ALL-ROOKIE TEAM

1984-85

Bruce Bell

1994-95

Peter Forsberg

1998-99

Chris Drury
Milan Hejduk

2003-04

John-Michael Liles

2006-07

Paul Stastny

2009-10

Matt Duchene

2011-12

Gabriel Landeskog

2013-14

Nathan MacKinnon

2019-20

Cale Makar

AVALANCHE IN THE ALL-STAR GAME

1979-80 (February 5, 1980 in Detroit)

Real Cloutier (1+1=2)

1980-81 (February 10, 1981 in Los Angeles)

Peter Stastny (0+0=0)

1981-82 (February 9, 1982 in Washington)

Peter Stastny (0+1=1)

Marc Tardif (1+0=1)

1982-83 (February 8, 1983 in Uniondale, NY)

Peter Stastny (0+1=1)

Marian Stastny (0+0=0)

Michel Goulet (1+0=1)

1983-84 (January 31, 1984 in New Jersey)

Michel Goulet (0+0=0)

Peter Stastny (0+1=0)

1984-85 (February 12, 1985 in Calgary)

Michel Goulet (0+1=1)

1985-86 (February 4, 1986 in Hartford)

*Mario Gosselin (31:03, GA 1)

*Michel Goulet (0+0=0)

Peter Stastny (0+0=0)

1986-87 (Rendezvous '87, Feb. 11-13, 1987 in Quebec City)

*Michel Goulet

*Clint Malarchuk

Normand Rochefort

1987-88 (February 9, 1988 in St. Louis)

*Michel Goulet (0+0=0)

Peter Stastny (1+0=1)

1988-89 (February 7, 1989 in Edmonton)

Walt Poddubny (2+0=2)

1989-90 (January 21, 1990 in Pittsburgh)

Joe Sakic (0+2=2)

1990-91 (January 19, 1991 in Chicago)

*Joe Sakic (0+1=1)

1991-92 (January 18, 1992 in Philadelphia)

Joe Sakic (0+2=2)

Owen Nolan (1+1=2)

1992-93 (February 6, 1993 in Montreal)

Joe Sakic (0+3=3)

Steve Duchesne (0+0=0)

1993-94 (January 22, 1994 in New York)

Joe Sakic (1+2=3)

1995-96 (January 20, 1996 in Boston)

Joe Sakic (0+0=0)

Peter Forsberg (0+0=0)

1996-97 (January 18, 1997 in San Jose)

Patrick Roy (20:00, GA 4)

*Sandis Ozolinsh (0+3=3)

+Peter Forsberg (injured - DND)

*+Joe Sakic (injured - DND)

1997-98 (January 18, 1998 in Vancouver)

*Peter Forsberg (0+1=1)

Valeri Kamensky (0+0=0)

Jari Kurri (1+0=1)

*Sandis Ozolinsh (0+0=0)

*Patrick Roy (20:00, 3 GA)

Joe Sakic (0+2=2)

1998-99 (January 24, 1999 in Tampa Bay)

*Peter Forsberg (0+0=0)

1999-00 (February 6, 2000 in Toronto)

+Peter Forsberg (injured - DND)

Milan Hejduk (0+1=1)

Joe Sakic (1+0=1)

*Sandis Ozolinsh (0+0=0)

2000-01 (February 4, 2001 in Denver)

*Joe Sakic (1+0=1)

*Peter Forsberg (1+2=3)

*Ray Bourque (0+0=0)

**Milan Hejduk (1+0=0)

*Patrick Roy (20:00, 3 GA)

2001-02 (February 2, 2002 in Los Angeles)

Joe Sakic (0+0)

*Rob Blake (0+1)

*Patrick Roy (20:00, 2 GA)

2002-03 (February 2, 2003 in Florida)

*Rob Blake (0+0)

Peter Forsberg (1+0)

*Patrick Roy (20:00, 2 GA)

2003-04 (February 8, 2004 in Minnesota)

*Rob Blake (0+0=0)

Joe Sakic (3+0=3) MVP

Alex Tanguay (0+0=0)

2006-07 (January 24, 2007 in Dallas)

*Joe Sakic, team captain (0+4=4)

2007-08 (January 27, 2008 in Atlanta)

+Paul Stastny (injured - DND)

2008-09 (January 25, 2009 in Montreal)

Milan Hejduk (1+2=3)

2010-11 (January 30, 2011 in Carolina)

Matt Duchene (1+0=1)

Paul Stastny (1+1=2)

2014-15 (January 25, 2015 in Columbus)

+Erik Johnson (injured - DND)

2015-16 (January 31, 2016 in Nashville)

Matt Duchene (1 game of 3-on-3 format, 0+2=2)

2016-17 (January 29, 2017 in Los Angeles)

Nathan MacKinnon (1 game of 3-on-3 format, 0+0=0)

2017-18 (January 28, 2018 in Tampa)

Nathan MacKinnon (1 game of 3-on-3 format, 1+1=2)

2018-19 (January 26, 2019 in San Jose)

Gabriel Landeskog (2 games of 3-on-3 format, 4+3=7)

Nathan MacKinnon, team captain (injured, was assistant coach)

Mikko Rantanen (2 games of 3-on-3 format, 4+2=6)

2019-20 (January 25, 2020 in St. Louis)

Nathan MacKinnon, team captain (1 game 3-on-3 format, 0+1=1)

* Voted a starter ** Named as a replacement starter

+ Did not participate due to injury

- Rendezvous 87. The NHL did not play an All-Star Game in 1986-87 and instead held a two-game exhibition tournament featuring the NHL All-Stars against the Soviet National Team.

- No All-Star Game in 1994-95, 2004-05 or 2012-13 due to lockout

- No All-Star Game in 2005-06, 2009-10, 2013-14 due to Olympics

- No Avalanche players selected in 2011-12

AVALANCHE IN THE NHL YOUNG STARS GAME / NHL SUPERSKILLS

2003

David Aebischer (29:38, 7 GA)

2004

Phil Sauve (30:00, 3 GA)

2007

Peter Budaj (29:12, 9 GA, 1 assist)

Wojtek Wolski (0+2=2)

2011 (rookies participated in SuperSkills)

Kevin Shattenkirk

2012 (rookies participated in SuperSkills)

Gabriel Landeskog

RETIRED NUMBERS - QUEBEC NORDIQUES



3 | J.C. TREMBLAY

TREMBLAY'S #3 WAS RETIRED BY THE QUEBEC NORDIQUES IN 1979

- Tremblay's #3 jersey was retired by the Nordiques just before the franchise's move into the National Hockey League in 1979
- Has the distinction of being one of only three players to have a number retired by an NHL team without ever actually playing for it (the others being Johnny McKenzie by the Hartford Whalers and Frank Finnigan by the modern-day Ottawa Senators)
- Was the only player to play for the Nordiques all seven seasons of the World Hockey Association from 1972-79
- Named the WHA's top defenseman in 1973 and 1975
- Named to the WHA's First All-Star Team in 1973, 1975, 1976 and Second All-Star Team in 1974
- Led the WHA in assists in 1973 and 1976
- Second in WHA history in career assists (358)
- Led his team to the 1977 AVCO World Trophy championship
- Played 13 seasons with the Montreal Canadiens, winning five Stanley Cups



8 | MARC TARDIF

TARDIF'S #8 WAS RETIRED BY THE QUEBEC NORDIQUES IN 1983

- Was the Quebec Nordiques' first captain when the franchise joined the NHL in 1979
- Played six seasons with the Nordiques in the World Hockey Association (1974-79) and then four more after Quebec joined the NHL (1979-83)
- WHA's all-time leading goal scorer with 316 goals
- Ranks second in WHA history in points (666) and third in assists (350)
- Two-time winner of the Gordie Howe Trophy as WHA player of the year (1976, '78)
- Two-time winner of the Bill Hunter Trophy as WHA scoring champion (1976, '78)
- WHA First All-Star Team (1976, '77, '78) and Second All-Star Team (1975)



16 | MICHEL GOULET

GOULET'S #16 WAS RETIRED BY THE QUEBEC NORDIQUES ON MARCH 16, 1995

- Inducted into the Hockey Hall of Fame in 1998
- Five-time NHL All-Star
 - First Team (1983-84, 1985-86, 1986-87)
 - Second Team (1982-83, 1987-88)
- Amassed 548 goals, 604 assists and 1,152 points in 1,089 career NHL games
- Ranked 11th on the all-time goal-scoring list at the time of his retirement in 1995
- Compiled eight 30-goal seasons, seven 40-goal seasons and four 50-goal campaigns
- Owns the top three goal-scoring seasons in franchise history, including a record 57 in 1982-83
- Still ranks second in franchise history with 456 goals
- Selected to five All-Star Games



26 | PETER STASTNY

STASTNY'S #26 WAS RETIRED BY THE QUEBEC NORDIQUES IN FEBRUARY OF 1996

- Inducted into the Hockey Hall of Fame in 1998
- Inducted into the International Ice Hockey Federation's Hall of Fame in 2000
- Retired as the 17th highest scorer in NHL history with 1,239 career points (450 goals, 789 assists)
- His 1.268 career points-per-game average still ranks seventh all time
- After Wayne Gretzky, Stastny was the most prolific scorer in the NHL during the decade of the 1980s (986 points in 675 games)
- Captured the Calder Trophy in 1980-81 after setting an NHL rookie record with 109 points
- Was the leading scorer in Quebec Nordiques history with 1,048 points. Only Joe Sakic is above him on the franchise scoring list
- His 668 assists in a Nordiques sweater is also No. 1 all-time, second to only Sakic in franchise annals
- Played in six NHL All-Star Games
- Represented Czechoslovakia in the 1980 Olympic Games... He also represented Canada in the 1984 Canada Cup and skated for his native Slovakia at the 1994 Olympics

RETIRED NUMBERS - COLORADO AVALANCHE



77 | RAY BOURQUE

BOURQUE'S #77 WAS RETIRED BY THE COLORADO AVALANCHE ON NOVEMBER 24, 2001

- Inducted into the Hockey Hall of Fame in 2004
- NHL's all-time leading scorer among defensemen with 1,579 career points
- Ranks first among defensemen in all three scoring categories: goals (410), assists (1,169) and points
- 19-time NHL All-Star, most-ever by a defenseman
- Only Gordie Howe (21) was named to more All-Star teams in league history
- NHL-record 13 First-Team All-Star selections
- Five-time Norris Trophy winner (1987, '88, '90, '91, '94)
- Calder Memorial Trophy (1980)
- King Clancy Award (1992)
- NHL-record 19 consecutive All-Star Game selections
- Captured Stanley Cup in his 22nd and final season in the NHL, 2000-01 with Colorado



33 | PATRICK ROY

ROY'S #33 WAS RETIRED BY THE COLORADO AVALANCHE ON OCTOBER 28, 2003

- Inducted into the Hockey Hall of Fame in 2006
- Retired as the winningest goaltender in NHL history with 551 victories... Currently ranks second in that category.
- Is still the winningest playoff goaltender in NHL history with 151 postseason victories.
- Only goaltender in NHL history to win 200 or more games with two different teams
- Four-time Stanley Cup Champion -- two with Montreal (1986, '93) and two with Colorado (1996, '01)
- Only player in NHL history to win three Conn Smythe Trophies as playoff MVP (1986, '93, 2001)
- Three Vezina Trophies (1989, '90, '92)
- Five William Jennings Trophies (1987, '88, '89, '92, '02)
- Selected to NHL All-Star Team on six occasions
 - First Team (1988-89, 1989-90, 1991-92, 2001-02)
 - Second Team (1987-88, 1990-91)
- Participated in 11 All-Star Games
- NHL All-Rookie Team (1985-86)
- First NHL goalie to play in 1,000 games
- Spent parts of 11 seasons with the Montreal Canadiens... Traded to Colorado in December of 1995 and spent parts of eight seasons with the Avalanche



19 | JOE SAKIC

SAKIC'S #19 WAS RETIRED BY THE COLORADO AVALANCHE ON OCTOBER 1, 2009

- Inducted into the Hockey Hall of Fame in 2012
- Won two Stanley Cups (1996, 2001)
- 20 NHL seasons, all with the Colorado Avalanche/Quebec Nordiques
- Team captain for 16 consecutive seasons (17 seasons overall), the second-longest serving captain in NHL history
- 2001 Hart Trophy (league MVP), Lester B. Pearson Award (NHLPA MVP) and Lady Byng Trophy (sportsmanship)
- 1996 Conn Smythe Trophy (playoff MVP)
- NHL First Team All-Star: 2001, 2002, 2004
- Retired as the eighth-highest scorer in NHL history with 1,641 career points
- Ranked 14th all-time in goals (625) and 11th in assists (1,016) at the time of his retirement
- Ranked seventh all-time in both playoff goals (84) and playoff points (188-tied)
- Holds NHL record with eight postseason overtime goals
- Tied for third all-time in playoff game-winning goals (19)
- Franchise leader (regular season and playoffs) in games, goals, assists, points, power-play goals, short-handed goals and game-winning goals
- Selected to 13 NHL All-Star Games, making 12 appearances... MVP of the 2004 All-Star Game
- Holds All-Star Game record for career assists with 16
- Three-time Olympian with Canada (1998, 2002, 2006)... MVP of the 2002 Olympics after lifting Canada to gold medal
- 2007 NHL Foundation Player Award for community service



21 | PETER FORSBERG

FORSBERG'S #21 WAS RETIRED BY THE COLORADO AVALANCHE ON OCTOBER 8, 2011

- Inducted into the Hockey Hall of Fame in 2014
- Won two Stanley Cups (1996, 2001)
- 2003 Hart Trophy (league MVP)
- 2003 Art Ross Trophy (NHL scoring champion)
- Named to NHL First All-Star Team on three occasions: 1998, 1999, 2003
- 1995 Calder Trophy (NHL rookie of the year)
- 1995 NHL All-Rookie Team
- Selected to seven NHL All-Star Games and participated in five (1996, 1998, 1999, 2001, 2003)
- Ranks 8th all-time in points-per-game (1.25)
- Ranks fourth all-time in assists-per-game (.898).
- 14 NHL seasons, 12 with the Avalanche franchise
- Retired as the fourth-highest scorer in franchise history with 755 points (217g/538a) in 591 games
- Ranks second in franchise playoff history with 159 points (58g/101a) in 140 postseason contests
- Represented Sweden at four Olympics, five World Championships, two World Cups of Hockey and two World Junior Championships
- Helped Sweden capture two Olympic gold medals, 1994 and 2006
- Also won gold at the 1992 and 1998 World Championships

RETIRED NUMBERS - COLORADO AVALANCHE



52 | ADAM FOOTE

FOOTE'S #52 WAS RETIRED BY THE COLORADO AVALANCHE ON NOVEMBER 2, 2013

- Won two Stanley Cups (1996, 2001)
- Played 19 seasons in the NHL, 17 of those with the Avalanche/Nordiques franchise
- Appeared in more regular season games (967) and playoff contests (170) than any other defenseman in franchise history
- Is the second-highest scoring defenseman in Avalanche/Nordiques history with 259 points (56g/203a) in 967 games
- Spent two seasons as Colorado's team captain (2009-11)
- Helped the franchise capture an NHL-record nine consecutive division titles from 1995 to 2003
- Was a combined +99 throughout his career... Was +129 in an Avs sweater, the second-highest plus/minus rating in franchise annals behind only Peter Forsberg (+210)
- Selected by Quebec in the second round (22nd overall) of the 1989 Entry Draft
- Represented Canada in three Olympics: 1998, 2002 and 2006
- Helped Canada win the gold medal at the 2002 Winter Olympic Games in Salt Lake City
- Foote also won a gold medal and was named to the All-Tournament Team at the 2004 World Cup of Hockey



23 | MILAN HEJDUK

HEJDUK'S #23 WAS RETIRED BY THE COLORADO AVALANCHE ON JANUARY 6, 2018

- Played all 14 of his NHL seasons with the Avalanche
- Member of the 2001 Stanley Cup championship team
- Served as team captain during the 2011-12 season
- Captured the franchise's first-ever Maurice "Rocket" Richard Trophy as the NHL's leading goal scorer in 2002-03
- Calder Trophy finalist and a member of the NHL All-Rookie Team in 1998-99
- Named to the NHL's Second All-Star Team in 2002-03
- Competed in three NHL All-Star Games: 2000, 2001 and 2009
- Was the first player in Colorado Avalanche history to play 1,000 career regular season games in an Avs sweater
- Ranks fourth on the franchise's all-time list in both goals and points, and sits fifth in assists.
- Only Joe Sakic (391) scored more goals with the Avalanche after the team relocated from Quebec
- Is the franchise's all-time leader in regular season overtime goals with nine
- His 59 career game-winning tallies rank second in franchise annals
- Reached the 20-goal mark in 11 consecutive seasons from 1999-00 to 2010-11, tying the franchise record for consecutive years of 20 or more goals
- In NHL history, only two Czech-born players registered more points and goals than Hejduk: Jaromir Jagr and Patrik Elias
- Is Pepsi Center's all-time leader with 188 goals and 397 points in 466 games at the Avalanche's home rink
- A three-time Olympian, Hejduk captured a gold medal with the Czech Republic at the 1998 Winter Games in Nagano, Japan, and a bronze medal at the 2006 Olympics in Torino, Italy

AVALANCHE STARS OF THE WEEK, MONTH (SINCE 1995-96)

NHL THREE STARS OF THE MONTH

Peter Budaj (First Star)	March, 2007
Craig Anderson (First Star)	October, 2009
Chris Stewart (Third Star)	October, 2010
Matt Duchene (Third Star)	November, 2015
Nathan MacKinnon (First Star)	November, 2017
Jonathan Bernier (Third Star)	January, 2018
Mikko Rantanen (First Star)	October, 2018
Nathan MacKinnon (Second Star)	November, 2018
Nathan MacKinnon (Second Star)	November, 2019

NHL PLAYER OF THE MONTH

Peter Forsberg	February, 1996
Patrick Roy	January, 1999
Joe Sakic	March, 2000
Peter Forsberg	February, 2003

NHL THREE STARS OF THE WEEK

Joe Sakic (Third Star)	Feb. 12-18, 2007
Peter Budaj (Third Star)	Feb. 26 - March 4, 2007
Joe Sakic (Second Star)	March 12-18, 2007
Joe Sakic (Second Star)	April 2-8, 2007
Paul Stastny (First Star)	Oct. 3-7, 2007
Milan Hejduk (First Star)	Dec. 3-9, 2007
Peter Budaj (Second Star)	Oct. 20-26, 2008
Wojtek Wolski (First Star)	Jan. 5-11, 2009
Craig Anderson (Second Star)	Oct. 1-4, 2009
Craig Anderson (Second Star)	Oct. 12-18, 2009
Matt Duchene (Third Star)	Nov. 30 - Dec. 6, 2009
Craig Anderson (Second Star)	Jan. 18-24, 2010
Chris Stewart (First Star)	March 1-7, 2010
John-Michael Liles (Second Star)	Nov. 15-21, 2010
Matt Duchene (First Star)	Dec. 13-19, 2010
Tomas Fleischmann (Second Star)	Dec. 13-19, 2010
Ryan O'Reilly (Second Star)	Nov. 28 - Dec. 4, 2011
J.S. Giguere (Third Star)	Dec. 19-25, 2011
Giguere/Varlamov (Second Star)	Oct. 7-13, 2013
Matt Duchene (Third Star)	Dec. 16-22, 2013
Semyon Varlamov (Second Star)	March 31 - April 6, 2014
Semyon Varlamov (Second Star)	Jan. 5-11, 2015
Semyon Varlamov (Second Star)	March 2-8, 2015
Ryan O'Reilly (Third Star)	March 23-29, 2015
Matt Duchene (First Star)	Nov. 9-15, 2015
Semyon Varlamov (First Star)	Dec. 14-20, 2015
Tyson Barrie (Third Star)	Jan. 4-10, 2016
Semyon Varlamov (First Star)	Jan. 18-24, 2016
Nathan MacKinnon (Third Star)	Nov. 13-19, 2017
Jonathan Bernier (Second Star)	Jan. 1-7, 2018
Nathan MacKinnon (First Star)	Jan. 15-21, 2018
Nathan MacKinnon (First Star)	Feb. 26 - March 4, 2018
Nathan MacKinnon (Second Star)	March 12-18, 2018
Gabriel Landeskog (First Star)	Oct. 15-21, 2018
Mikko Rantanen (Third Star)	Oct. 22-28, 2018
Semyon Varlamov (First Star)	Feb. 18-24, 2019
Philipp Grubauer (Third Star)	March 18-24, 2019
Cale Makar (Third Star)	Nov. 4-10, 2019
Nathan MacKinnon (Second Star)	Nov. 11-17, 2019
Nathan MacKinnon (First Star)	Nov. 25 - Dec. 1, 2019
Nathan MacKinnon (First Star)	Dec. 30, 2019 - Jan. 5, 2020
Pavel Francouz (First Star)*	Feb. 17-23, 2020
Pavel Francouz (Third Star)*	Feb. 24 - March 1, 2020
Gabriel Landeskog (Second Star)	March 2-8, 2020

* -- consecutive

NHL ROOKIE OF THE MONTH

Radim Vrbata	February, 2002
Wojtek Wolski	December, 2006
Paul Stastny	February, 2007
Matt Duchene	December, 2009
Gabriel Landeskog	February, 2012
Cale Makar	November, 2019

NHL PLAYER OF THE WEEK

Peter Forsberg	Dec. 4-10, 1995
Joe Sakic	Oct. 14-20, 1996
Patrick Roy	Jan. 6-12, 1997
Patrick Roy	Oct. 1-5, 1997
Claude Lemieux	Nov. 17-23, 1997
Joe Sakic	Jan. 18-24, 1999
Peter Forsberg	March 1-7, 1999
Patrick Roy	March 22-28, 1999
Peter Forsberg	Jan. 10-16, 2000
Patrick Roy	Oct. 4-15, 2000
Alex Tanguay	Jan. 15-21, 2001
Peter Forsberg	Feb. 19-25, 2001
Joe Sakic	March 19-25, 2001
Joe Sakic	April 2-8, 2001
Patrick Roy	Nov. 12-18, 2001
Joe Sakic	Dec. 3-9, 2001
Joe Sakic	Oct. 28 - Nov. 3, 2002
Patrick Roy*	Jan. 20-26, 2003
Patrick Roy*	Feb. 3-9, 2003
Milan Hejduk (co)	March 31 - April 6, 2003
Milan Hejduk (offensive)	Jan. 19-25, 2004
Joe Sakic (offensive)	March 8-14, 2004
D. Aebischer (co-defensive)	Jan. 2-8, 2006

* -- consecutive

FRANCHISE ALL-TIME ROSTER

A (17)

ADAMS, GREG C.
AEBISCHER, DAVID
AGOZZINO, ANDREW
AITTOKALLIO, SAMI
ALBELIN, TOMMY
ALT, MARK
ANDERSON, CRAIG
ANDERSON, JOHN
ANDERSON, SHAWN
ANDERSSON, NIKLAS
ANDERSSON, PETER
ANDREYCHUK, DAVE
ANDRIGHETTO, SVEN
ARNASON, TYLER
ASHTON, BRENT
AUBIN, SERGE
AUBRY, PIERRE

B (55)

BABENKO, YURI
BABYCH, WAYNE
BAILLARGEON, JOEL
BAKER, JAMIE
BARBER, DON
BARBERIO, MARK
BARNABY, MATTHEW
BARRIE, TYSON
BASSEN, BOB
BATTAGLIA, BATES
BAXTER, PAUL
BEAUCHEMIN, FRANCOIS
BELAK, WADE
BELL, BRUCE
BELLE, SHAWN
BELLEMARE, PIERRE-EDOUARD
BENOIT, ANDRE
BERGLUND, BO
BERNIER, JONATHAN
BERNIER, SERGE
BERRA, RETO
BERRY, RICK
BIBEAU, ANTOINE
BIGRAS, CHRIS
BILLINGTON, CRAIG
BILODEAU, GILLES
BLAKE, ROB
BODNARCHUK, ANDREW
BOEDKER, MIKKEL
BOLDUC, MICHEL
BONVIE, DENNIS
BORDELEAU, PATRICK
BOUCHARD, DANIEL
BOUGHNER, BOB
BOURQUE, GABRIEL
BOURQUE, RAYMOND
BOURQUE, RENE
BOYCHUK, JOHNNY
BRACKENBURY, CURT
BRASSARD, DERICK
BRENNAN, RICHARD
BRIERE, DANIEL
BRIGLEY, TRAVIS
BRISEBOIS, PATRICE
BROPHEY, EVAN
BROTEN, AARON
BROUSSEAU, PAUL
BROWN, JEFF
BRULE, STEVE
BRUNETTA, MARIO
BRUNETTE, ANDREW
BUCHANAN, JEFF
BUDAJ, PETER
BURAKOVSKY, ANDRE
BUTCHER, GARTH

C (28)

CALVERT, MATT
CAREY, PAUL
CARKNER, TERRY
CARON, JORDAN
CAVALLINI, GINO
CHARBONNEAU, STEPHANE
CHIPPERFIELD, RON
CIRELLA, JOE
CLACKSON, KIM
CLARK, BRETT
CLARK, WENDEL
CLICHE, MARC-ANDRE
CLOUTIER, JACQUES
CLOUTIER, REAL
CLOUTIER, ROLAND
COHEN, COLBY
COLBORNE, JOE
COLE, IAN
COMEAU, BLAKE
COMPHER, J.T.
CONNAUTON, KEVIN
CONNOLLY, MIKE
CORBET, RENE
COTE, ALAIN
COTE, ALAIN G.
CROWLEY, TED
CUMISKEY, Kyle
CUMMINS, JIM

D (30)

DANO, MARKO
DAVID, RICHARD
DAW, JEFF
DEADMARSH, ADAM
DeBLOIS, LUCIEN
DELORME, GILBERT
DENIS, MARC
DERLAGO, BILL
DE VRIES, GREG
DINGMAN, CHRIS
DION, MICHEL
DOBSON, JIM
DOLLAS, BOBBY
DONNELLY, GORD
DONOVAN, SHEAN
DONSKOI, JOONAS
DORE, ANDRE
DORE, DANIEL
DOWD, JIM
DOWNIE, STEVE
DOYON, MARIO
DRIES, SHELDON
DRURY, CHRIS
DUCHENE, MATT
DUCHESNE, GAETAN
DUCHESNE, STEVE
DUFOUR, LUC
DUPONT, ANDRE
DUPUIS, PHILIPPE
DURNO, CHRIS

E (6)

EAGLES, MIKE
ELDEBRINK, ANDERS
ELLIOTT, BRIAN
ELLIOTT, STEFAN
ESAU, LEN
EVERBERG, DENNIS

F (18)

FAIRCHILD, KELLY
FARRISH, DAVE
FINGER, JEFF
FINN, STEVEN
FISET, STEPHANE
FITCHNER, BOB
FITZGERALD, TOM
FLEISCHMANN, TOMAS
FLEURY, THEOREN
FOGARTY, BRYAN
FOOTE, ADAM
FORD, BRIAN
FORSBERG, PETER
FORTIER, MARC
FRANCOUZ, PAVEL
FRASER, IAIN
FRYCER, MIROSLAV
FTOREK, ROBBIE

G (30)

GALIARDI, T.J.
GARRETT, JOHN
GAUL, MIKE
GAULIN, JEAN-MARC
GAUNCE, CAMERON
GELINAS, ERIC
GELINAS, MARTIN
GIGUERE, JEAN-SEBASTIEN
GILL, TODD
GILLIS, JERE
GILLIS, PAUL
GIRARD, SAMUEL
GOLOUBEF, CODY
GORDON, SCOTT
GORMLEY, BRANDON
GOSSELIN, MARIO
GOULET, MICHEL
GRAHAME, RON
GRATTON, CHRIS
GRAVES, RYAN
GREER, A.J.
GRIGORENKO, MIKHAIL
GRIMALDI, ROCCO
GRONSTRAND, JARI
GROULX, WAYNE
GRUBAUER, PHILIPP
GUENIN, NATE
GUERARD, STEPHANE
GUILTE, BEN
GUSAROV, ALEXEI

H (39)

HAGGLUND, ROGER
HAHL, RIKU
HAMEL, JEAN
HAMILTON, FREDDIE
HAMMOND, ANDREW
HANNAN, DAVE
HANNAN, SCOTT
HART, GERRY
HAWORTH, ALAN
HAYDAR, DARREN
HEALEY, PAUL
HEJDA, JAN
HEJDUK, MILAN
HELENIUS, SAMI
HENDRICKS, MATT
HENDRICKSON, DARBY
HENLEY, SAMUEL
HENSICK, T.J.
HEROUX, YVES
HEXTALL, RON
HICKEY, PAT
HINOTE, DAN
HISHON, JOEY
HISLOP, JAMIE
HLINKA, JAROSLAV
HOGANSON, DALE
HOGOSTA, Goran
HOLDEN, NICK
HOLOS, JONAS
HOPKINS, DEAN
HOUGH, MIKE
HRKAC, TONY
HUARD, BILL
HUFFMAN, KERRY
HUNTER, DALE
HUNTER, TIM
HUNWICK, MATT
HURLBUT, MIKE
HUTCHINSON, MICHAEL

I (1)

IGINLA, JAROME

J (8)

JACKSON, JEFF
JARVI, IIRO
JOHNSON, ERIK
JOHNSON, TERRY
JONES, DAVID
JONES, KEITH
JOST, TYSON
JULIEN, CLAUDE

FRANCHISE ALL-TIME ROSTER

K (25)

KADRI, NAZEM
KAMENEV, VLADISLAV
KAMENSKY, VALERI
KAMINSKI, KEVIN
KARIYA, PAUL
KARPA, DAVID
KASPARAITIS, DARIUS
KAUT, MARTIN
KEANE, MIKE
KERFOOT, ALEXANDER
KIMBLE, DARIN
KLEE, KEN
KLEMM, JON
KOBASEW, CHUCK
KOCI, DAVID
KOLESNIK, VITALY
KONOWALCHUK, STEVE
KORDIC, JOHN
KOVALENKO, ANDREI
KRESTANOVICH, JORDAN
KRUPP, UWE
KULAK, STU
KULESHOV, MIKHAIL
KUMPEL, MARK
KURRI, JARI

L (36)

LAAKSONEN, ANTTI
LACOMBE, FRANÇOIS
LACROIX, ERIC
LACROIX, PIERRE
LAFLEUR, GUY
LAFRENIERE, JASON
LAMBERT, DAN
LAMBERT, LANE
LANDESKOG, GABRIEL
LAPERRIERE, IAN
LAPOINTE, CLAUDE
LAPOINTE, RICK
LARIVIERE, GARRY
LARSEN, BRAD
LATTA, DAVID
LAUKKANEN, JANNE
LAWTON, BRIAN
LEDIN, PER
LEDUC, RICHARD
LEE, ED
LEFEBVRE, SYLVAIN
LEGGE, BARRY
LEMIEUX, ALAIN
LEMIEUX, CLAUDE
LEOPOLD, JORDAN
LEROUX, FRANCOIS
LESCHYSHYN, CURTIS
LIFFITON, DAVID
LILES, JOHN-MICHAEL
LINDBERG, CHRIS
LINDHOLM, ANTON
LINDSAY, BILL
LINDSTROM, JOAKIM
LOISELLE, CLAUDE
LOOB, PETER
LOW, RON

M (54)

MacDERMID, PAUL
MACIAS, RAY
MacKENZIE, AARON
MacKINNON, NATHAN
MAILHOT, JACQUES
MAJOR, BRUCE
MAKAR, CALE
MALARCHUK, CLINT
MALONE, BRAD
MALONE, GREG
MANN, JIMMY
MARCHMENT, BRYAN
MARCINYSHYN, DAVID
MARHA, JOSEF
MAROIS, MARIO
MARTIN, SPENCER
MARTIN, TERRY
MARTINSEN, ANDREAS
MASON, BOB
MATTE, CHRISTIAN
MATTHIAS, SHAWN
MAULDIN, GREG
MAXWELL, BRAD
MAY, BRAD
McALLISTER, CHRIS
McAMMOND, DEAN
McCLEMENT, JAY
McCORMICK, CODY
McGINN, JAMIE
McKEE, MIKE
McKEGNEY, TONY
McLEAN, BRETT
McLEOD, CODY
McNEILL, MIKE
McRAE, BASIL
McRAE, KEN
MEGNA, JAYSON
MERCIER, JUSTIN
MESSIER, ERIC
MIDDENDORF, MAX
MILLEN, GREG
MILLER, AARON
MILLER, KIP
MIRONOV, ANDREI
MITCHELL, JOHN
MOLLER, RANDY
MOORE, STEVE
MORIN, STEPHANE
MORRIS, DEREK
MUELLER, PETER
MUIR, BRYAN
MURRAY, TROY
MYLNIKOV, SERGEI
MYRVOLD, ANDERS

N (12)

NAMESTNIKOV, VLADISLAV
NATYSHAK, MIKE
NEDOROST, VACLAV
NEMETH, PATRIK
NICHUSHKIN, VALERI
NIEMINEN, VILLE
NIETO, MATT
NIKOLISHIN, ANDREI
NOLAN, OWEN
NORRIS, DWAYNE
NORWOOD, LEE
NYCHOLAT, LAWRENCE

O (10)

OBSUT, JAROSLAV
O'BRIEN, SHANE
O'BYRNE, RYAN
O'CONNOR, LOGAN
ODGERS, JEFF
OGRODNICK, JOHN
OLVER, MARK
O'NEILL, WES
O'REILLY, RYAN
OZOLINSH, SANDIS

P (25)

PADDOCK, JOHN
PAIEMENT, WILF
PALUSHAJ, AARON
PARENTEAU, PA
PARKER, SCOTT
PARROS, GEORGE
PASLAWSKI, GREG
PATRICK, STEVE
PAUL, JEFF
PEARSON, SCOTT
PELTIER, DEREK
PETIT, MICHEL
PICARD, ROBERT
PICKARD, CALVIN
PICHETTE, DAVE
PLANTE, PIERRE
PLASSE, MICHEL
PODDUBNY, WALT
PODEIN, SHJON
PORTER, KEVIN
POUDRIER, DANIEL
PRATT, NOLAN
PREISSING, TOM
PRICE, PAT
PRPIC, JOEL

Q (2)

QUINCEY, KYLE
QUINNEY, KEN

R (22)

RAGLAN, HERB
RANTANEN, MIKKO
RAYCROFT, ANDREW
REDMOND, ZACH
REID, DAVE
REINPRECHT, STEVEN
RENDULIC, BORNA
RICCI, MIKE
RICHARD, JACQUES
RICHARD, JEAN-MARC
RICHARDSON, BRAD
ROBERGE, SERGE
ROCHEFORT, NORMAND
ROLSTON, BRIAN
ROSEN, CALLE
ROUTHIER, JEAN-MARC
ROY, PATRICK
RUCINSKY, MARTIN
RUSSELL, CAM
RYCHEL, WARREN
RYCROFT, MARK
RYMSHA, ANDY

S (63)

SAKIC, JOE
SALEI, RUSLAN
SALO, TOMMY
SANIPASS, EVERETT
SARAULT, YVES
SARICH, CORY
SAUER, KURT
SAUNDERS, BERNIE
SAUVE, JEAN-FRANCOIS
SAUVE, PHILIPPE
SAVAGE, REGINALD
SAVARD, ANDRE
SCHULTE, PAXTON
SELANNE, TEEMU
SEVCIK, JAROSLAV
SEVERYN, BRENT
SEVIGNY, RICHARD
SGARBOSSA, MICHAEL
SHANTZ, JEFF
SHATTENKIRK, KEVIN
SHAUNESSY, SCOTT
SHAW, DAVID
SHEARER, ROB
SHEDDEN, DOUG
SIEMENS, DUNCAN
SILTANEN, RISTO
SIMON, CHRIS
SJODIN, TOMMY
SKILLE, JACK
SKOULA, MARTIN
SKRASTINS, KARLIS
SLANEY, JOHN
SLEIGHER, LOUIS
SMALL, DOUG
SMITH, BEN
SMITH, COLIN
SMITH, DAN
SMITH, D.J.
SMITH, JEREMY
SMITH, WYATT
SMRKE, JOHN
SMYTH, GREG
SMYTH, RYAN
SNOW, GARTH
SOBCHUK, DENNIS
SODERBERG, CARL
STASTNY, ANTON
STASTNY, MARIAN
STASTNY, PAUL
STASTNY, PETER
STEPHENS, CHARLIE
STEWART, BLAIR
STEWART, CHRIS
STEWART, J.C.
STEWART, PAUL
STIENBURG, TREVOR
STOA, RYAN
STOLLERY, KARL
STREET, BEN
STUART, BRAD
SUNDIN, MATS
SUTTER, RON
SVATOS, MAREK

FRANCHISE ALL-TIME ROSTER

T (24)

TABARACCI, RICK
TALBOT, MAXIME
TANGUAY, ALEX
TANGUAY, CHRISTIAN
TANNER, JOHN
TARDIF, MARC
TATARINOV, MIKHAIL
TEBBUTT, GREG
THEODORE, JOSE
THERRIEN, GASTON
THIBAUT, JOCELYN
THOMAS, REGGIE
TIMMINS, CONOR
TJARNQVIST, DANIEL
TONELLI, JOHN
TONINATO, DOMINIC
TOOKEY, TIM
TREPANIER, PASCAL
TUCKER, DARCY
TUGNUTT, RON
TURGEON, PIERRE
TWIST, TONY
TYNAN, T.J.
TYUTIN, FEDOR

U (0)

V (12)

VAANANEN, OSSI
VAN BOXMEER, JOHN
VAN DER GULIK, DAVID
VAN DORP, WAYNE
VARLAMOV, SEMYON
VAUTOUR, YVON
VELISCHEK, RANDY
VERMETTE, MARK
VERNACE, MIKE
VINCELETTE, DANIEL
VINCOUR, TOMAS
VRBATA, RADIM

W (20)

WAGNER, CHRIS
WARD, ED
WARSOFSKY, DAVID
WEIMAN, TYLER
WEIR, WALLY
WENSINK, JOHN
WERENKA, BRAD
WERNER, ADAM
WESLEY, BLAKE
WHITE, BRIAN
WIERCIOCH, PATRICK
WILL, ROMAN
WILLSIE, BRIAN
WILSON, COLIN
WILSON, LANDON
WILSON, RYAN
WINNIK, DANIEL
WOLANIN, CRAIG
WOLSKI, WOJTEK
WORRELL, PETER

X (0)

Y (4)

YAKUPOV, NAIL
YELLE, STEPHANE
YIP, BRANDON
YOUNG, SCOTT

Z (3)

ZADOROV, NIKITA
ZANON, GREG
ZEMLAK, RICHARD

FRANCHISE SWEATER NUMBERS

1

Michel Plasse, 1980-82
John Garrett, 1982-83
Richard Sevigny, 1984-87
Bob Mason, 1988-89
Ron Tugnut, 1989-92
Ron Hextall, 1992-93
Garth Snow, 1994-95
Craig Billington, 1996-99
David Aebischer, 2000-06
Andrew Raycroft, 2008-09
Semyon Varlamov, 2011-19

2

Wally Weir, 1979-84
Daniel Poudrier, 1986-88
Bobby Dollas, 1988-89
Joe Cirella, 1989-90
Greg Smyth, 1990-92
Kerry Huffman, 1992-94
Tommy Sjodin, 1993-94
Sylvain Lefebvre, 1995-99
Bryan Muir, 2001-03
Ken Klee, 2006-07
Wes O'Neill, 2009-10
Nick Holden, 2013-16

3

Aaron Miller, 1996-2001
Pascal Trepanier, 2001-02
Karlis Skrastins, 2003-08
Lawrence Nycholot, 2008-09
Ryan O'Byrne, 2010-13
Karl Stollery, 2013-15
Chris Bigras, 2015-18

4

Paul Baxter, 1979-80
Kim Clackson, 1980-81
Michel Bolduc, 1982-83
Jean Hamel, 1983-84
John Van Boxmeer, 1983-84
Brad Maxwell, 1984-85
David Shaw, 1985-87
Terry Carkner, 1987-88
Greg Smyth, 1988-90
Mikhail Tatarinov, 1991-93
Mike Hurlbut, 1993-94
Uwe Krupp, 1995-98
Cam Russell, 1998-99
Rob Blake, 2001-06
John-Michael Liles, 2006-11
Greg Zanon, 2012-13
Tyson Barrie, 2013-19

5

Garry Lariviere, 1979-81
Normand Rochefort, 1981-88
Jari Gronstrand, 1988-89
Brent Severyn, 1989-90
Wayne Van Dorp, 1990-91
Mikhail Tatarinov, 1991
Alexei Gusarov, 1991-2000
Todd Gill, 2001-02
Brett Clark, 2003-10
David Liffiton, 2010-11
Shawn Belle, 2010-11
Shane O'Brien, 2011-13
Nate Guenin, 2013-16
David Warsofsky, 2017-18

6

Gerry Hart, 1979-81
Rick Lapointe, 1982-84
Bruce Bell, 1984-85
Gilbert Delorme, 1985-86
Scott Shaunessy, 1986-87
Stephane Guerard, 1987-89
Craig Wolanin, 1989-96
Wade Belak, 1996-98
Chris Dingman, 1998-99
Rick Berry, 2001-02
D.J. Smith, 2002-03
Bob Boughner, 2004-06
Jeff Finger, 2007-08
Derek Peltier, 2009-10
Jonas Holos, 2010-11
Erik Johnson, 2010-20

7

Robbie Ftorek, 1979-80
Ron Chipperfield, 1980-81
David Shaw, 1982-83
Pat Price, 1983-84
Lane Lambert, 1986-89
Curtis Leschyshyn, 1989-96
Pascal Trepanier, 1997-98
Greg de Vries, 1998-2003
Darby Hendrickson, 2004
Johnny Boychuk, 2008
T.J. Hensick, 2009-10
David Van Der Gulik, 2010-12
John Mitchell, 2012-17
Mark Alt, 2017-19
Kevin Connauton, 2019-20

8

Marc Tardif, 1979-83
Sandis Ozolinsh, 1995-2000
Teemu Selanne, 2003-04
Wojtek Wolski, 2005-10
Kevin Shattenkirk, 2010-11
Jan Hejda, 2011-15
Jack Skille, 2015-16
Joe Colborne, 2016-17
Cale Makar, 2019-20

9

Real Cloutier, 1979-83
Tony McKegney, 1983-85
Brent Ashton, 1984-87
Doug Shedden, 1987
Marc Fortier, 1987-92
Mike Ricci, 1992-98
Brad Larsen, 2000-03
Paul Kariya, 2003-04
Matt Duchene, 2009-18

10

Richard Leduc, 1979-81
Gaston Therrien, 1982-83
Anders Eldebrink, 1982-83
Jimmy Mann, 1983-86
Max Middendorf, 1986-87
Bill Derlago, 1986-87
Jason Lafreniere, 1987-88
Mark Vermette, 1988-89
Guy Lafleur, 1989-91
Troy Murray, 1995-96
Josef Marha, 1996-98
Warren Rychel, 1997-98
Ville Nieminen, 2001-02
Serge Aubin, 2002-03
Brad May, 2005-07

Wyatt Smith, 2007-08
Kyle Cumiskey, 2009-11
Ben Street, 2014-16
Sven Andrighetto, 2016-19

11

Jamie Hislop, 1979-81
Basil McRae, 1981-83
Andre Savard, 1984-85
Mike Eagles, 1985-88
Iiro Jarvi, 1988-90
Owen Nolan, 1990-95
Keith Jones, 1996-98
Chris Dingman, 1999-2001
Darius Kasparaitis, 2002
Jeff Shantz, 2002-03
Andrei Nikolishin, 2003-04
Cody McCormick, 2005-09
Phillippe Dupuis, 2009-11
Jamie McGinn, 2011-15
Matt Calvert, 2018-20

12

Bob Fitchner, 1979-80
John Paddock, 1980-81
Jere Gillis, 1981-82
Louis Sleigher, 1981-84
Wayne Groulx, 1984
Claude Julien, 1984-85
Risto Siltanen, 1985-87
Max Middendorf, 1987-88
Ken Quinney, 1987-88
Ken McRae, 1988-92
Chris Simon, 1992-96
Shean Donovan, 1997-99
Mike Keane, 2002-03
Brad Richardson, 2005-08
Darren Haydar, 2009-10
Kevin Porter, 2010-12
Chuck Kobasew, 2012-13
Jarome Iginla, 2014-17
Patrik Nemeth, 2017-19
Jayson Megna, 2019-20

13

Mats Sundin 1990-94
Valeri Kamensky, 1995-99
Dan Hinote, 2000-06
Freddie Hamilton, 2014-15
Alexander Kerfoot, 2017-19
Valeri Nichushkin, 2019-20

14

Pierre Plante, 1979-80
Bob Fitchner, 1980-81
Pierre Aubry, 1981-84
Luc Dufour, 1984-85
Alain Lemieux, 1984-85
Trevor Stienburg, 1985-87
John Anderson, 1985-86
Jean-François Sauve, 1986-87
Gaetan Duchesne, 1987-89
Jean-Marc Routhier, 1989
Tony McKegney, 1989-90
Herb Raglan, 1990-92
Dwayne Norris, 1993-95
Landon Wilson, 1995-96
Dave Hannan, 1996
Christian Matte, 1997-98
Tom Fitzgerald, 1997-98
Theoren Fleury, 1999
Dave Reid, 1999-2001
Ian Laperriere, 2005-09

Tomas Fleischmann, 2010-11
David Van Der Gulik, 2012-14
Blake Comeau, 2015-18

15

Curt Brackenbury, 1979-80
Miroslav Frycer, 1981-82
Richard David, 1982-83
Jean-François Sauve, 1983-86
Jason Lafreniere, 1986-87
Alan Haworth, 1987-88
Dean Hopkins, 1988-89
Darin Kimble, 1989-90
Tony Twist, 1990-94
Bill Huard, 1994-95
Josef Marha, 1995-96
Yves Sarault, 1996-98
Ted Crowley, 1998-99
Mike Gaul, 1998-99
Brian Rolston, 1999-2000
Brad Larsen, 2003-04
Andrew Brunette, 2005-08
Matt Hendricks, 2009-10
PA Parenteau, 2012-14
Duncan Siemens, 2016-18
Sheldon Dries, 2018-20

16

Michel Goulet, 1979-90
Warren Rychel, 1995-96
Jeff Odgers, 1997-98
Warren Rychel, 1998-99
Darcy Tucker, 2008-10
Jay McClement, 2010-12
Cory Sarich, 2013-14
Duncan Siemens, 2014-15
Nikita Zadorov, 2015-20

17

Blair Stewart, 1979-80
Pierre Aubry, 1980-81
Pat Hickey, 1981-82
Christian Tanguay, 1981-82
Tim Tookey, 1982-83
Bo Berglund, 1983-84
Mark Kumpel, 1984-86
Basil McRae, 1986-87
Stu Kulak, 1987-88
Trevor Stienburg, 1988-89
Daniel Vincelette, 1989-90
Kevin Kaminski, 1989-90
Brian Lawton, 1989-90
Valeri Kamensky, 1991-93
Chris Lindberg, 1993-94
Wendel Clark, 1994-95
Landon Wilson, 1996-97
Jari Kurri, 1997-98
Christian Matte, 1998-2000
Radim Vrbata, 2001-03
Jim Cummins, 2003-04
Jaroslav Hlinka, 2007-08
Chuck Kobasew, 2011-12
Aaron Palushaj, 2012-13
Steve Downie, 2013-14
Brad Stuart, 2014-16
Rene Bourque, 2016-17
Tyson Jost, 2017-20

FRANCHISE SWEATER NUMBERS

18

John Smrke, 1979-80
John Wensink, 1980-81
Marian Stastny, 1981-85
Wayne Babych, 1985-86
Greg Malone, 1985-86
Mike Natyshak, 1986
Scott Shaunessy, 1986
Mike Hough, 1986-93
Adam Deadmarsh, 1995-2001
Chris Drury, 2001-02
Alex Tanguay, 2003-06
Brian Willsie, 2008-10
Stephane Yelle, 2009-10
Brandon Yip, 2010-12
Mike Connolly, 2011-12
Shawn Matthias, 2015-16
Cody Goloubeuf, 2016-17
Derick Brassard, 2018-19

19 – RETIRED

Alain Cote, 1979-89
Joe Sakic, 1989-2009

20

Terry Martin, 1979-80
Anton Stastny, 1980-89
Claude Loiselle, 1989-91
Mike McNeill, 1991-92
Valeri Kamensky, 1991-92
Bill Lindsay, 1992-93
Rene Corbet, 1995-99
Kelly Fairchild, 2001-02
Bryan Marchment, 2002-03
Cody McCormick, 2003-04
Vitaly Kolesnik, 2005-06
Mark Rycroft, 2006-07
Tom Preissing, 2009-10
Greg Mauldin, 2010-11
Reto Berra, 2013-16
Ben Smith, 2016-17
Rocco Grimaldi, 2017-18
Conor Timmins, 2019-20

21 – RETIRED

Serge Bernier, 1979-81
Louis Sleigher, 1981-82
Randy Moller, 1982-89
Michel Petit, 1989-90
Jamie Baker, 1989-90
Everett Sanipass, 1990-91
Stephane Charbonneau, 1991-92
John Tonelli, 1991-92
Peter Forsberg, 1995-04, 2008, 2011

22

Reggie Thomas, 1979-80
François Lacombe, 1979-80
John C. Stewart, 1979-80
Bernie Saunders, 1979-80
Gaston Therrien, 1980
Mario Marois, 1980-85
Jeff Brown, 1986-89
Stephane Morin, 1989-90
Shawn Anderson, 1990-91
Scott Pearson, 1991-93
Martin Gelinas, 1993-94
Ron Sutter, 1993-94
Janne Laukkanen, 1994-95
Claude Lemieux, 1995-99
Vaclav Nedorost, 2001-03
Steve Konowalchuk, 2003-06
Scott Hannan, 2007-11

Matt Hunwick, 2011-14
Zach Redmond, 2014-16
Rocco Grimaldi, 2016-17
Colin Wilson, 2017-20

23 – RETIRED

Roland Cloutier, 1979-80
Dave Farrish, 1979-80
Jacques Richard, 1979-83
Paul Gillis, 1983-91
Greg Paslawski, 1991-92
Paul MacDermid, 1993-95
Brent Severyn, 1996-97
Milan Hejduk, 1998-2013

24

Ron Chipperfield, 1979-80
Gilles Bilodeau, 1979-80
Terry Johnson, 1980-83
Andre Dore, 1983-84
Jean-Marc Gaulin, 1982-85
Robert Picard, 1985-89
Michel Petit, 1989-91
Wayne Van Dorp, 1991-92
Paxton Schulte, 1993-94
Jon Klemm, 1995-2001
Chris McAllister, 2003-04
Chris Gratton, 2003-04
Antti Laaksonen, 2005-07
Ruslan Salei, 2007-10
Tomas Vincour, 2012-13
Marc-Andre Cliche, 2013-15
A.J. Greer, 2017-19

25

Barry Legge, 1979-80
Bernie Saunders, 1979-80
Pierre Lacroix, 1980-83
Blake Wesley, 1983-85
Steve Patrick, 1985-86
Steven Finn, 1985-86
John Ogradnick, 1986-87
Richard Zemlak, 1986-87
Jeff Jackson, 1987-90
Stephane Morin, 1990-92
Martin Rucinsky, 1992-95
Mike Keane, 1995-97
Shjon Podein, 1998-2002
Chris Stewart, 2009-11
Maxime Talbot, 2013-15
Mikhail Grigorenko, 2015-17
Logan O'Connor, 2018-20

26

Pierre Lacroix, 1979-80
Peter Stastny, 1980-90
Stephane Yelle, 1995-2002
John-Michael Liles, 2003-06
Paul Stastny, 2006-14
Andrew Agozzino, 2018-19

27

Paul Stewart, 1979-80
Richard David, 1980-82
Wilfrid Paiement, 1982-86
David Latta, 1986-89
Mark Vermette, 1989-90
Jaroslav Sevcik, 1989-90
Randy Veliscek, 1990-92
Ron Hextall, 1992-93
Brad Werenka, 1993-94
Christian Matte, 1996-97
Francois Leroux, 1997-98
Scott Parker, 1998-2003

Ossi Vaananen, 2004-07
Scott Parker, 2007-08
Kyle Quincey, 2009-12
Steve Downie, 2011-13
Andreas Martinsen, 2015-17
Tyson Jost, 2016-17
Ryan Graves, 2018-20

28

Greg Tebbutt, 1979-80
Louis Sleigher, 1979-80
Terry Johnson, 1979-80
Andre Dupont, 1980-83
Gord Donnelly, 1983-84
Ed Lee, 1984-85
Yvon Vautour, 1984-85
Alain Lemieux, 1984-86
Jeff Brown, 1985-86
Tommy Albelin, 1987-89
Jacques Mailhot, 1988-89
Tony Hrkac, 1989-90
Mario Doyon, 1989-90
Aaron Broten, 1990
Jamie Baker, 1990-92
Steve Duchesne, 1992-93
Bob Bassen, 1993-95
Eric Lacroix, 1996-98
Steven Reinprecht, 2001-03
Peter Worrell, 2003-04
Ben Guite, 2006-09
David Koci, 2009-11
Joakim Lindstrom, 2011-12
Paul Carey, 2013-15
Andrew Agozzino, 2015-16
Patrick Wiercioch, 2016-17
Ian Cole, 2018-20

29

Goran Hogosta, 1979-80
Dave Pichette, 1980-84
Jim Dobson, 1983-84
Roger Hagglund, 1984-85
Peter Andersson, 1985-86
Yves Heroux, 1986-87
Steven Finn, 1986-95
Eric Messier, 1996-2003
Scott Parker, 2006-07
Daniel Tjarnqvist, 2008-09
Ryan Stoa, 2009-11
Nathan MacKinnon, 2013-20

30

Michel Dion, 1979-81
Clint Malarchuk, 1981-87
Mario Brunetta, 1987-89
Stephane Fiset, 1989-90
Scott Gordon, 1990-91
Marc Denis, 1996-2000
Philippe Sauve, 2003-04
Brian Elliott, 2010-11
Sami Aittokallio, 2012-14
Spencer Martin, 2016-17
Adam Werner, 2019-20

31

Normand Rochefort, 1980-81
Michel Bolduc, 1981-83
Jean-Marc Gaulin, 1985-86
Peter Loob, 1984-85
Mike Hough, 1986-87
Greg Malone, 1986-87
Greg Millen, 1989-90
John Tanner, 1989-90

Stephane Fiset, 1989-92
Valeri Kamensky, 1993-94
Aaron Miller, 1995-96
Peter Budaj, 2005-11
Calvin Pickard, 2014-17
Philipp Grubauer, 2018-20

32

Lucien Deblois, 1988-90
Jeff Jackson, 1990-91
Jacques Cloutier, 1991-94
Richard Brennan, 1996-97
Jeff Buchanan, 1998-99
Dale Hunter, 1998-99
Riku Hahl, 2002-04
Kevin Porter, 2009-10
Andrew Agozzino, 2014-15
Francois Beauchemin, 2015-17

33 – RETIRED

Dale Hoganson, 1979-82
Dennis Sobchuk, 1982-83
Paul Gillis, 1982-83
Mario Gosselin, 1983-89
Daniel Dore, 1989-91
Reginald Savage, 1993-94
Patrick Roy, 1995-2003

34

Lee Norwood, 1980-82
Brian Ford, 1983-84
Claude Julien, 1984-85
Gord Donnelly, 1985-89
Sergei Mylnikov, 1989-90
John Tanner, 1990-92
Kurt Sauer, 2004-08
Aaron MacKenzie, 2009
Daniel Winnik, 2010-12
Carl Soderberg, 2015-19

35

Ron Grahame, 1980-81
Daniel Bouchard, 1981-85
Andy Rymsha, 1991-92
Stephane Fiset, 1992-96
Rick Tabaracci, 1999-2000
Tommy Salo, 2003-04
Tyler Weiman, 2007-08
J.S. Giguere, 2011-14
Roman Will, 2015-16
Andrew Hammond, 2017-18
Antoine Bibeau, 2019-20
Michael Hutchinson, 2019-20

36

Ken Quinney, 1990-91
Jeff Odgers, 1998-2000
Steve Moore, 2002-04
Colby Cohen, 2010-11
Jonas Holos, 2010-11
T.J. Tynan, 2019-20

37

Richard Zemlak, 1986-87
John Kordic, 1991-92
Martin Rucinsky, 1991-92
Chris Drury, 1998-2001
Jordan Krestanovich, 2002-04
Dean McAmmond, 2002-03
Dennis Bonvie, 2003-04
T.J. Hensick, 2007-09
Ryan O'Reilly, 2009-12
Colin Smith, 2014-15
J.T. Compher, 2016-20

FRANCHISE SWEATER NUMBERS

38

Robbie Ftorek, 1980-82
Joël Baillargeon, 1988-89
David Latta, 1990-91
David Marcynshyn, 1991-92
Iain Fraser, 1993-94
Paul Brousseau, 1995-96
Dan Hinote, 1999-2000
Dave Andreychuk, 1999-2000
Charlie Stephens, 2002-03
Matthew Barnaby, 2004
Jim Dowd, 2005-06
Joey Hishon, 2014-15

39

Ken McRae, 1987-88
Serge Roberge, 1990-91
Ville Nieminen, 1999-2001
Jeff Paul, 2002-03
Tyler Arnason, 2006-09
T.J. Galiardi, 2009-12
Pavel Francouz, 2018-20

40

Ron Tugnut, 1987-89
Tony Hrkac, 1990-91
Kevin Kaminski, 1991-92
Brad Larsen, 1997-98
Alex Tanguay, 1999-2003
Marek Svatos, 2003-10
Mark Oliver, 2010-13
Alex Tanguay, 2013-16
Jeremy Smith, 2016-17

41

Jean-Marc Richard, 1987-90
Doug Smail, 1991-92
Jocelyn Thibault, 1993-95
Martin Skoula, 2000-04
Mike Vernace, 2008-09
Craig Anderson, 2009-11
Tyson Barrie, 2011-13
Andrew Bodnarchuk, 2015-16
Pierre-Edouard Bellemare, 2019-20

42

Bruce Major, 1990-91
Jon Klemm, 1992-94
Chris Stewart, 2008-09
Ray Macias, 2010-11
Brad Malone, 2011-14
Samuel Henley, 2016-17

43

Bryan Fogarty, 1989-92
Len Esau, 1992-93
Dan Smith, 1998-2000
Jaroslav Obsut, 2001-02
Mikhail Kuleshov, 2003-04
T.J. Galiardi, 2008-09
Justin Mercier, 2009-10
Cameron Gaunce, 2010-11
Michael Sgarbossa, 2012-13, 2014-15

44

Ken Quinney, 1986-88
Mario Marois, 1988-90
John Kordic, 1991-92
Gino Cavallini, 1992-93
Aaron Miller, 1993-94
Serge Aubin, 1998-99
Sami Helenius, 1999-2000
Rob Shearer, 2000-01
Nolan Pratt, 2000-01

Bates Battaglia, 2003-04
Jordan Leopold, 2006-09
Ryan Wilson, 2009-15
Eric Gelinias, 2015-17
Mark Barberio, 2017-20

45

Mark Vermette, 1990-92
Mike McKee, 1993-94
Rick Berry, 2000-01
Jeff Daw, 2001-02
Steve Brule, 2002-03
Chris Durno, 2008-10
Dennis Everberg, 2014-16
Mark Barberio, 2016-17
Jonathan Bernier, 2017-18

46

Curtis Leschyshyn, 1988-89
Niklas Andersson, 1992-93
Yuri Babenko, 2000-01
Stefan Elliott, 2011-15
Brandon Gormley, 2015-16
A.J. Greer, 2016-17

47

Claude Lapointe, 1990-95
Ray Macias, 2008-09
Evan Brophey, 2011-12
Dominic Toninato, 2017-19

48

Max Middendorf, 1987-90
Scott Young, 1992-97
Kyle Cumiskey, 2006-09
Matt Hunwick, 2010-11
Daniel Briere, 2014-15
Calle Rosen, 2019-20

49

Kip Miller, 1991-92
Serge Aubin, 1999-2000
Samuel Girard, 2017-20

50

Dan Lambert, 1990-92
Brian Willsie, 2000-2003
Derek Peltier, 2008-09

51

Andrei Kovalenko, 1992-95
Fedor Tyutin, 2016-17

52 – RETIRED

Adam Foote, 1991-2004, 2008-11

53

Jamie Baker, 1989-90
Bill Lindsay, 1992-93
Derek Morris, 2002-04
Brett McLean, 2005-07
Matt Hendricks, 2008-09

54

Ed Ward, 1993-94
David Jones, 2007-13
Anton Lindholm, 2016-20

55

Rene Corbet, 1993-94
Garth Butcher, 1993-94
Anders Myrvold, 1995-96
Martin Skoula, 1999-2000
Cody McLeod, 2007-17

56

Marko Dano, 2018-19

57

George Parros, 2006-07
Gabriel Bourque, 2016-19

58

Mario Doyon, 1990-91
Patrick Bordeleau, 2012-15

59

Dave Karpa, 1992-95
Brian White, 1998-99
Philippe Dupuis, 2008-09
Brandon Yip, 2009-10

60

Andy Rymsha, 1991-92
Don Barber, 1991-92
Travis Brigley, 2003-04
Jose Theodore, 2005-08

61

Andre Benoit, 2013-14
Martin Kaut, 2019-20

62

Paul Stastny, 2006-07
Wes O'Neill, 2008-09
Chris Wagner, 2015-16

63

Joel Prpic, 2000-01

64

Nail Yakupov, 2017-18

65

Tim Hunter, 1992-93

71

Patrice Brisebois, 2005-07
Borna Rendulic, 2014-16

72

Joonas Donskoi, 2019-20

73

Alain Cote, 1993-94

75

Walt Poddubny, 1988-89

77 – RETIRED

Raymond Bourque, 2000-01

81

Tomas Vincour, 2014-15
Vladislav Kamenev, 2019-20

83

Matt Nieto, 2016-20

87

Pierre Turgeon, 2005-07

88

Joe Sakic, 1988-89
Owen Nolan, 1990-91
Peter Mueller, 2009-12

89

Mikkel Boedker, 2015-16

90

Ryan O'Reilly, 2012-15
Vladislav Namestnikov, 2019-20

91

Vladislav Kamenev, 2017-19
Nazem Kadri, 2019-20

92

Gabriel Landeskog, 2011-20

94

Ryan Smyth, 2007-09
Andrei Mironov, 2017-18

95

Andre Burakovsky, 2019-20

96

Mikko Rantanen, 2015-20

97

Per Ledin, 2008-09

AMATEUR DRAFT PICKS

Rd.	Player	Pick	Team
1979			
1	Michel Goulet, LW	20	Birmingham (WHA)
2	Dale Hunter, C	41	Sudbury (OHL)
3	Lee Norwood, D	62	Oshawa (OHL)
4	Anton Stastny, LW	83	Slovan Bratislava (CZECH)
5	Pierre Lacroix, D	104	Trois Rivieres (QMJHL)
6	Scott McGeown, D	125	Toronto (OHL)

1980			
2	Normand Rochefort, D	24	Quebec (QMJHL)
4	Jay Miller, LW	66	Univ. of New Hamp. (H.E.)
5	Basil McRae, LW	87	London (OHL)
6	Mark Kumpel, RW	108	U. of Mass Lowell (H.E.)
7	Gaston Therrien, D	129	Quebec (QMJHL)
8	Michel Bolduc, D	150	Chicoutimi (QMJHL)
9	Christian Tanguay, RW	171	Trois Rivieres (QMJHL)
10	William Robinson, D	192	Boxborough (USHS)

1981			
1	Randy Moller, D	11	Lethbridge (WHL)
3	Jean-Marc Gaulin, RW	53	Sorel (QMJHL)
4	Clint Malarchuk, G	74	Portland (WHL)
5	Ed Lee, RW	95	Princeton Univ. (ECAC)
6	Mike Eagles, C	116	Kitchener (OHL)
8	Andre Cote, RW	158	Quebec (QMJHL)
9	Marc Brisebois, RW	179	Sorel (QMJHL)
10	Karri Takko, G	200	Assat (FINLAND)

1982			
1	David Shaw, D	13	Kitchener (OHL)
2	Paul Gillis, C	34	Niagara Falls (OHL)
3	Mario Gosselin, G	55	Shawinigan (QMJHL)
4	Jiri Lala, RW	76	Dukla Jihlava (CZECH)
5	Phil Stanger, LW	97	Seattle (WHL)
7	Daniel Poudrier, D	131	Shawinigan (QMJHL)
9	Mike Hough, LW	181	Kitchener (OHL)
10	Vincent Luka, LW	202	Dukla Jihlava (CZECH)
11	Andre Martin, D	223	Montreal (QMJHL)
12	Jozef Lukac, C	244	Kosice (CZECH)
12	Jan Jasko, LW	248	Slovan Bratislava (CZECH)

1983			
2	Yves Heroux, RW	32	Chicoutimi (QMJHL)
3	Bruce Bell, D	52	Windsor (OHL)
3	Iiro Jarvi, RW	54	IFK Helsinki (FINLAND)
5	Luc Guenette, G	92	Quebec (QMJHL)
6	Brad Walcott, D	112	Kingston (OHL)
7	Craig Mack, D	132	E. Grand Forks (USHS)
8	Tommy Albelin, D	152	Djurgardens (SWEDEN)
9	Wayne Groulx, C	172	Sault Ste-Marie (OHL)
10	Scott Shaunessy, D	192	St. John's Prep (USHS)
12	Bo Berglund, RW	232	Djurgardens (SWEDEN)
12	Jindrich Kokrment, C	239	Czechoslovakia Nat'l Team

1984			
1	Trevor Stienburg, RW	15	Guelph (OHL)
2	Jeff Brown, D	36	Sudbury (OHL)
3	Steven Finn, D	57	Laval (QMJHL)
4	Terry Perkins, RW	78	Portland (WHL)
6	Darren Cota, RW	120	Kelowna (WHL)
7	Henrik Cedergren, RW	141	Brynäs (SWEDEN)
8	Jyrki Maki, D	162	St. Paul Simley (USHS)
9	Guy Ouellette, C	183	Quebec (QMJHL)
10	Ken Quinney, RW	203	Calgary (WHL)
12	Peter Loob, D	244	Sodertälje (SWEDEN)

Rd.	Player	Pick	Team
1985			
1	David Latta, LW	15	Kitchener (OHL)
2	Jason Lafreniere, C	36	Hamilton (OHL)
3	Max Middendorf, RW	57	Sudbury (OHL)
4	Peter Massey, LW	65	New Hampton (USHS)
4	Dave Espe, D	78	White Bear Lake (USHS)
5	Bruce Major, C	99	Richmond (BCJHL)
6	Andy Akervik, C	120	Eau Claire Mem. (USHS)
7	Mike Oliverio, C	141	Sault Ste-Marie (OHL)
8	Mario Brunetta, G	162	Quebec (QMJHL)
9	Brit Peer, RW	183	Sault Ste-Marie (OHL)
10	Tom Sasso, C	204	Babson College (IND.)
11	Gary Murphy, D	225	Arlington (USHS)
12	Jean Bois, LW	246	Trois Rivieres (QMJHL)

1986			
1	Ken McRae, C	18	Sudbury (OHL)
2	J.M. Routhier, RW	39	Hull (QMJHL)
2	Stephane Guerard, D	41	Shawinigan (QMJHL)
4	Ron Tugnut, G	81	Peterborough (OHL)
5	Gerald Bzdel, D	102	Regina (WHL)
6	Scott White, D	117	Mich. Tech Univ. (WCHA)
6	Morgan Samuelsson, F	123	Boden (SWEDEN)
7	Mark Vermette, RW	134	Lake Superior St. (CCHA)
7	Jean-Francois Nault, C	144	Granby (QMJHL)
8	Keith Miller, LW	165	Guelph (OHL)
9	Pierre Millier, D	186	Chicoutimi (QMJHL)
10	Chris Lappin, D	207	Canterbury (USHS)
11	Martin Latreille, D	228	Laval Titans (QMJHL)
12	Sean Boudreault, F	249	Mount St. Charles (USHS)

1987			
1	Bryan Fogarty, D	9	Kingston (OHL)
1	Joe Sakic, C	15	Swift Current (WHL)
3	Jim Sprott, D	51	London (OHL)
4	Kip Miller, C	72	Michigan State (CCHA)
5	Rob Mendel, D	93	Univ. of Wisc. (WCHA)
6	Garth Snow, G	114	Mount St. Charles (USHS)
7	Tim Hanus, LW	135	Minnetonka (USHS)
8	Jake Enebak, LW	156	Northfield Prep (USHS)
9	Jaroslav Sevcik, LW	177	Zetor Brno (CZECH)
9	Ladislav Tresi, C	183	Zetor Brno (CZECH)
10	Darren Nauss, RW	198	North Battleford (USHS)
11	Mike Williams, G	219	Ferris State (CCHA)

1988			
1	Curtis Leschyshyn, D	3	Saskatoon (WHL)
1	Daniel Dore, RW	5	Drummondville (QMJHL)
2	Stephane Fiset, G	24	Victoriaville (QMJHL)
3	Petri Aaltonen, C	45	IFK Helsinki (FINLAND)
4	Darin Kimble, RW	66	Prince Albert (WHL)
5	Stephane Venne, D	87	Univ. of Vermont (ECAC)
6	Ed Ward, RW	108	Northern Mich. (WCHA)
7	Valeri Kamensky, LW	129	CSKA Moscow (RUSSIA)
8	Sakari Lindfors, G	150	IFK Helsinki (FINLAND)
9	Dan Wiebe, LW	171	Univ. of Alberta (CIAU)
11	Alexei Gusarov, D	213	CSKA Moscow (RUSSIA)
12	Claude Lapointe, C	234	Laval (QMJHL)

1989			
1	Mats Sundin, RW	1	Nacka (SWEDEN)
2	Adam Foote, D	22	Sault Ste-Marie (OHL)
3	Stephane Morin, C	43	Chicoutimi (QMJHL)
3	John Tanner, G	54	Peterborough (OHL)
4	Niklas Andersson, LW	68	Frolunda (SWEDEN)
4	Eric Dubois, D	76	Laval (QMJHL)
5	Kevin Kaiser, LW	85	Minn. Duluth (WCHA)
6	Dan Lambert, D	106	Swift Current (WHL)
7	Sergei Mylnikov, G	127	Traktor Chel. (RUSSIA)
8	Paul Krake, G	148	Alaska-Anchorage (WCHA)
9	Viacheslav Bykov, C	169	CSKA Moscow (RUSSIA)
10	Andrei Khomutov, RW	190	CSKA Moscow (RUSSIA)
11	Byron Witkowski, LW	211	Nipawin (SJHL)
12	Noel Rahn, C	232	Edina (USHS)

Rd.	Player	Pick	Team
1990			
1	Owen Nolan, RW	1	Cornwall (OHL)
2	Ryan Hughes, C	22	Cornell (ECAC)
3	Bradley Zavisha, LW	43	Seattle (WHL)
6	Jeff Parrott, D	106	Minn. Duluth (WCHA)
7	Dwayne Norris, RW	127	Michigan State (CCHA)
8	Andrei Kovalenko, RW	148	CSKA Moscow (RUSSIA)
8	A. Karpovtsev, D	158	Dynamo Moscow (RUSSIA)
9	Pat Mazzoli, G	169	Humboldt (SJHL)
10	Scott Davis, D	190	Univ. of Manitoba (CIAU)
11	Mika Stromberg, D	211	Jokerit (FINLAND)
12	Wade Klippenstein, LW	232	Alaska Fairbanks (CCHA)

1991			
1	Eric Lindros, C	1	Oshawa (OHL)
2	Rene Corbet, LW	24	Drummondville (QMJHL)
3	Richard Brennan, D	46	Tabor Academy (USHS)
4	Dave Karpa, D	68	Ferris State (CCHA)
5	Patrick Labrecque, G	90	St-Jean (QMJHL)
5	Bill Lindsay, LW	103	Tri-City (WHL)
7	Mikael Johansson, C	134	Djurgardens (SWEDEN)
8	Janne Laukkanen, D	156	Reipas (FINLAND)
8	Aaron Asp, C	157	Ferris State (CCHA)
9	Adam Bartell, D	178	Niagara (NAHL)
9	Brent Brekke, D	188	Western Michigan (CCHA)
10	Paul Koch, D	200	Omaha (USHL)
11	Doug Friedman, LW	222	Boston University (H.E.)
12	Eric Meloche, RW	244	Drummondville (QMJHL)

1992			
1	Todd Warriner, LW	4	Windsor (OHL)
2	Paul Brousseau, RW	28	Hull (QMJHL)
2	Tuomas Gronman, D	29	Tacoma (WHL)
3	E. Fernandez, G	52	Laval (QMJHL)
4	Ian McIntyre, C	76	Beauport (QMJHL)
5	Charlie Wasley, D	100	St. Paul (USHL)
6	Paxton Schulte, LW	124	Spokane (WHL)
7	Martin Lepage, D	148	Hull (QMJHL)
8	Mike Jickling, C	172	Spokane (WHL)
9	Steve Passmore, G	196	Victoria (WHL)
10	Anson Carter, C	220	Wexford (MetJHL)
11	Aaron Ellis, G	244	Culver Acad. (USHS)

1993			
1	Jocelyn Thibault, G	10	Sherbrooke (QMJHL)
1	Adam Deadmarsh, C	14	Portland (WHL)
2	A. Buckberger, RW	49	Swift Current (WHL)
3	William Pierce, C	75	Lawrence Acad. (USHS)
4	Ryan Tocher, D	101	Niagara Falls (OHL)
5	Anders Myrvold, D	127	Farjestad Karl. (SWEDEN)
6	Nicholas Checco, C	137	Bloom. Jefferson (USHS)
6	Christian Matte, RW	153	Granby (QMJHL)
7	David Ling, RW	179	Kingston (OHL)
8	Petr Franek, G	205	Litvinov (RUSSIA)
9	Vincent Auger, C	231	Hawkesbury (CJHL)
10	Mark Pivetz, D	257	Saskatoon (SJHL)
11	John Hillman, C	283	St. Paul (USHL)

1994			
1	Wade Belak, D	12	Saskatoon (WHL)
1	Jeffrey Kealty, D	22	Catholic Memorial (USHS)
2	Josef Marha, C	35	Dukla Jihlava (CZECH)
3	Sebastien Bety, D	61	Drummondville (QMJHL)
3	Chris Drury, C	72	Fairfield Prep (USHS)
4	Milan Hedjuk, RW	87	Pardubice (CZECH)
5	Tony Tuzzolino, RW	113	Michigan State (CCHA)
6	Nicholas Windsor, D	139	Cornwall (CJHL)
7	Calvin Elfring, D	165	Powell River (BCJHL)
8	Jay Bertsch, RW	191	Spokane (WHL)
9	Tim Thomas, G	217	Univ. of Vermont (ECAC)
10	Chris Pittman, LW	243	Kitchener (OHL)
11	Steven Low, D	285	Sherbrooke (QMJHL)

AMATEUR DRAFT PICKS

Rd. Player

Pick Team

1995

1	Marc Denis, G	25	Chicoutimi (QMJHL)
2	Nic Beaudoin, LW	51	Detroit (OHL)
3	John Tripp, RW	77	Oshawa (OHL)
4	Tomi Kallio, LW	81	Kiekko-67 (FINLAND)
5	Brent Johnson, G	129	Owen Sound (OHL)
6	John Cirjak, RW	155	Spokane (WHL)
7	Dan Smith, D	181	British Columbia (CIAU)
8	Tomi Hirvonen, C	207	Ilves Tampere (FINLAND)
9	Chris George, RW	228	Sarnia (OHL)

1996

1	Peter Ratchuk, D	25	Shattuck (USHS)
2	Yuri Babenko, C	51	Krylja Sovetov (RUSSIA)
3	Mark Parrish, LW	79	St. Cloud State (WCHA)
4	Ben Storey, D	98	Harvard Univ. (ECAC)
4	Randy Petruk, G	107	Kamloops (WHL)
5	Luke Curtin, LW	134	Kelowna (WHL)
6	Brian Wilsie, RW	146	Guelph (OHL)
6	Kai Fischer, G	160	Dusseldorf (GERMANY)
7	Dan Hinote, RW	167	Army (IND)
7	Samuel Pahlsson, C	176	MoDo (SWEDEN)
7	Roman Pylner, C	188	Litvinov (CZECH)
8	Matthew Scorsune, D	214	Hotchkiss (USHS)
9	Justin Clark, RW	240	Univ. of Mich. (CCHA)

1997

1	Kevin Grimes, D	26	Kingston (OHL)
2	Graham Belak, D	53	Edmonton (WHL)
3	Rick Berry, D	55	Seattle (WHL)
3	Ville Nieminen, RW	78	Tappara Tampere (FIN.)
4	Brad Larsen, LW	87	Swift Current (WHL)
5	Aaron Miskovich, RW	133	Green Bay (USHL)
6	David Aebischer, G	161	Fribourg (SWITZERLAND)
8	Doug Schmidt, D	217	Waterloo (USHL)
9	Kyle Kidney, LW	243	Salisbury (USHS)
9	Stephen Lafleur, D	245	Belleville (OHL)

1998

1	Alex Tanguay, C	12	Halifax (QMJHL)
1	Martin Skoula, D	17	Barrie (OHL)
1	Robyn Regehr, D	19	Kamloops (WHL)
1	Scott Parker, RW	20	Kelowna (WHL)
2	Ramzi Abid, LW	28	Chicoutimi (QMJHL)
2	Philippe Sauve, G	38	Rimouski (QMJHL)
2	Steve Moore, C	53	Harvard (ECAC)
3	Evgeny Lazarev, LW	79	Kitchener Jr. B (OJHL)
5	K.C. Timmons, LW	141	Tri City (WHL)
6	A. Ryazantsev, D	167	Victoriaville (QMJHL)

1999

1	Mikhail Kuleshov, LW	25	Cherepovets (RUSSIA)
2	Martin Grenier, D	45	Quebec (QMJHL)
3	B. Radivojevic, RW	93	Belleville (OHL)
4	Sanny Lindstrom, D	112	Huddinge (SWEDEN)
4	Kristian Kovac, RW	122	Kosice (SLOVAKIA)
5	William Magnuson, D	142	Lake Superior (CCHA)
5	J. Krestanovich, LW	152	Calgary (WHL)
6	Anders Lovdahl, C	158	HV 71 (SWEDEN)
6	Riku Hahl, C	183	Hameenlinna (FINLAND)
7	Radim Vrbata, RW	212	Hull (QMJHL)
8	Jeff Finger, D	240	Green Bay (USHL)

Rd. Player

Pick Team

2000

1	Vaclav Nedorost, C	14	Budejovice (CZECH)
2	Jared Aulin, C	47	Kamloops (WHL)
2	Sergei Soin, C	50	Krylja Sovetov (RUSSIA)
2	Argis Saviels, D	63	Owen Sound (OHL)
3	Kurt Sauer, D	88	Spokane (WHL)
3	Sergei Klyazmin, LW	92	Tver (RUSSIA)
4	Brian Fahay, D	119	Wisconsin (WCHA)
5	John-Michael Liles, D	159	Michigan State (CCHA)
6	Chris Bahen, D	189	Clarkson (ECAC)
7	Aaron Molnar, G	221	London (OHL)
8	Darryl Bootland, RW	252	Toronto St. Michael's (OHL)
9	Sean Kotary, C	266	Northwood Prep (USHS)
9	Blake Ward, G	285	Tri-City (WHL)

2001

2	Peter Budaj, G	63	Toronto St. Michael's (OHL)
3	Danny Bois, RW	97	London (OHL)
4	Colt King, LW	130	Guelph (OHL)
5	Frantisek Skladany, LW	143	Boston Univ. (H-East)
5	Cody McCormick, C	144	Belleville (OHL)
5	Mikko Viitanen, D	149	Ahmat (Fin. D.1)
5	Pierre-Luc Emond, C	165	Drummondville (QMJHL)
6	Scott Horvath, RW	184	Mass-Amherst (H-East)
6	Charlie Stevens, C	196	Guelph (OHL)
7	Marek Svatos, RW	227	Kootenay (WHL)

2002

1	Jonas Johansson, W	28	HV71 (SWEDEN)
2	Johnny Boychuk, D	61	Calgary (WHL)
3	Eric Lundberg, D	94	Providence (H-East)
4	Mikko Kalteva, D	107	Jokerit Jr. (FINLAND)
4	Tom Gilbert, D	129	Chicago (USHL)
5	Tyler Weiman, G	164	Tri-City (WHL)
6	Taylor Christie, D	195	Bowling Green (CCHA)
7	Ryan Steeves, C/W	227	Yale University (ECAC)
8	Sergei Shemetov, W	258	Yaroslavl (RUSSIA)
9	Sean Collins, LW	289	New Hampshire (H-East)

2003

2	David Liffiton, D	63	Plymouth (OHL)
4	David Svagrovsky, RW	131	Seattle (WHL)
5	Mark McCutcheon, C	146	New England (EJHL)
5	Brad Richardson, C	163	Owen Sound (OHL)
7	Linus Videll, LW	204	Sodertalje Jr. (SWEDEN)
7	Brett Hemingway, LW	225	Coquitlam (BCHL)
8	Darryl Yachoski, D	257	Regina (WHL)
9	David Jones, RW	288	Coquitlam (BCHL)

2004

1	Wojtek Wolski, LW	21	Brampton (OHL)
2	Victor Oreskovich, RW	55	Green Bay (USHL)
3	Denis Parshin, RW	72	CSKA 2 (RUSSIA)
5	R. Demen-Willlaume, D	154	Frolunda Jr. (SWEDEN)
6	Derek Peltier, D	184	Cedar Rapids (USHL)
7	Ian Keserich, G	215	Cleveland (NAHL)
8	Brandon Yip, RW	239	Coquitlam (BCHL)
8	J.D. Corbin, LW	249	Denver (WCHA)
9	Stephen McClellan, D	281	Catholic Memorial (USHS)

2005

2	Ryan Stoa, C	34	U.S. Nat'l U-18 (USA)
2	Paul Stastny, C	44	Univ. of Denver (WCHA)
2	Tom Fritsche, LW	47	Ohio State Univ. (CCHA)
2	Chris Durand, C	52	Seattle (WHL)
3	T.J. Hensick, C	88	Univ. of Michigan (CCHA)
4	Ray Macias, D	124	Kamloops (WHL)
6	Jason Lynch, D	166	Spokane (WHL)
6	Justin Mercier, C/W	168	U.S. Nat'l U-18 (USA)
7	Kyle Cumiskey, D	222	Kelowna (WHL)

Rd. Player

Pick Team

2006

1	Chris Stewart, RW	18	Kingston (OHL)
2	Nigel Williams, D	51	U.S. Nat'l U-18 (USA)
2	Codey Burki, C	59	Brandon (WHL)
3	Michael Carman, C	81	U.S. Nat'l U-18 (USA)
4	Kevin Montgomery, D	110	U.S. Nat'l U-18 (USA)
7	Billy Sauer, G	201	Univ. of Michigan (CCHA)

2007

1	Kevin Shattenkirk, D	14	U.S. Nat'l U-18 (USA)
2	Colby Cohen, D	45	Lincoln (USHL)
2	Trevor Cann, G	49	Peterborough (OHL)
2	T.J. Galiardi, LW	55	Dartmouth (ECAC)
4	Brad Malone, C	105	Sioux Falls (USHL)
4	Kent Patterson, G	113	Cedar Rapids (USHL)
5	Paul Carey, C	135	Salisbury CT High (USHS)
6	Jens Hellgren, D	155	Frolunda Jr. (SWEDEN)
7	Johan Alcen, W	195	Brynäs (SWEDEN)

2008

2	Cameron Gaunce, D	50	Miss. St. Michael's (OHL)
2	Peter Delmas, G	61	Lewiston (QMJHL)
4	Kelsey Tessier, C	110	Quebec (QMJHL)
5	Mark Olver, C	140	Northern Mich. U. (CCHA)
6	Joel Chouinard, D	167	Victoriaville (QMJHL)
6	Jonas Holos, D	170	Sarpsborg (NORWAY)
7	Nathan Condon, C	200	Wausau (USHS)

2009

1	Matt Duchene, C	3	Brampton (OHL)
2	Ryan O'Reilly, C	33	Erie (OHL)
2	Stefan Elliott, D	49	Saskatoon (WHL)
3	Tyson Barrie, D	64	Kelowna (WHL)
5	Kieran Millan, G	124	Boston University (H.E)
6	Brandon Maxwell, G	154	U.S. Nat'l U-18 (USA)
7	Gus Young, D	184	Nobles (USHS)

2010

1	Joey Hishon, C	17	Owen Sound (OHL)
2	Calvin Pickard, G	49	Seattle (WHL)
3	Michael Bournival, LW	71	Shawinigan (QMJHL)
4	Stephen Silas, D	95	Belleville (OHL)
4	Sami Aittokallio, G	107	Ilves Jr. (FINLAND)
5	Troy Rutkowski, D	137	Portland (WHL)
5	Luke Walker, RW	139	Portland (WHL)
7	Luke Moffatt, C	197	U.S. Nat'l U-18 (USA)

2011

1	Gabriel Landeskog, LW	2	Kitchener (OHL)
1	Duncan Siemens, D	11	Saskatoon (WHL)
4	Joachim Nermark, C	93	Linköping Jr. (SWEDEN)
5	Garrett Meurs, C	123	Plymouth (OHL)
6	Gabriel Beaupre, D	153	Val-d'Or (QMJHL)
7	Dillon Donnelly, D	183	Shawinigan (QMJHL)

2012

2	Mitchell Heard, C	41	Plymouth (OHL)
3	Troy Bourke, LW	72	Prince George (WHL)
5	Michael Clarke, C	132	Windsor (OHL)
6	Joseph Blandisi, C/RW	162	Owen Sound (OHL)
7	Colin Smith, C	192	Kamloops (WHL)

2013

1	Nathan MacKinnon, C	1	Halifax (QMJHL)
2	Chris Bigras, D	32	Owen Sound (OHL)
3	Spencer Martin, G	63	Mississauga (OHL)
4	Mason Geertsen, D	93	Vancouver (WHL)
5	Will Butcher, D	123	U.S. Nat'l U-18 (USA)
6	Ben Storm, D	153	Muskegon (USHL)
7	Wilhelm Westlund, D	183	Farjestad (SWEDEN)

AMATEUR DRAFT PICKS

Rd.	Player	Pick	Team
2014			
1	Conner Bleackley, C	23	Red Deer (WHL)
3	Kyle Wood, D	84	North Bay (OHL)
4	Nicholas Magyar, RW	93	Kitchener (OHL)
4	Alexis Pepin, LW	114	Gatineau (QMJHL)
5	Anton Lindholm, D	144	Skelleftea (SWEDEN)
6	Maximilian Pajpach, G	174	Slovakia U18 (SLOVAKIA)
7	Julien Nantel, LW/C	204	Rouyn-Noranda (QMJHL)

Rd.	Player	Pick	Team
2015			
1	Mikko Rantanen, RW	10	TPS (FINLAND)
2	A.J. Greer, LW	39	Boston Univ. (H.E.)
2	Nicolas Meloche, D	40	Baie-Comeau (QMJHL)
3	J.C. Beaudin, C	71	Rouyn-Noranda (QMJHL)
4	Andrei Mironov, D	101	Dynamo Moscow (RUSSIA)
6	Sergei Boikov, D	161	Drummondville (QMJHL)
7	Gustav Olhaver, C	191	Rogle Jr. (SWEDEN)

Rd.	Player	Pick	Team
2016			
1	Tyson Jost, C	10	Penticton (BCHL)
2	Cameron Morrison, LW	40	Youngstown (USHL)
3	Josh Anderson, D	71	Prince George (WHL)
5	Adam Werner, G	131	Farjestad Jr. (SWEDEN)
6	Nathan Clurman, D	161	Culver Academy (USHS)
7	Travis Barron, LW	191	Ottawa (OHL)

Rd.	Player	Pick	Team
2017			
1	Cale Makar, D	4	Brooks (AJHL)
2	Conor Timmins, D	32	Sault Ste. Marie (OHL)
4	Nick Henry, RW	94	Regina (WHL)
4	Petr Kvaca, G	114	Ceske Budejovice (Czech-2)
5	Igor Shvyrev, C	125	Magnitogorsk 2 (Russia Jr.)
6	Denis Smirnov, LW	156	Penn State (Big Ten)
7	Nick Leivermann, D	187	Eden Prairie (USHS)

Rd.	Player	Pick	Team
2018			
1	Martin Kaut, RW	16	Pardubice (Czech)
3	Justus Annunen, G	64	Karpat (Finland)
3	Sampo Ranta, LW	78	Sioux City (USHL)
4	Tyler Weiss, LW	109	U.S. Nat'l U-18 (USA)
5	Brandon Saigeon, C	140	Hamilton (OHL)
5	Danila Zhuravlyov, D	146	Irbis Kazan (Russia Jr.)
6	Nikolai Kovalenko, RW	171	Loko Yaroslavl (Russia Jr.)
7	Shamil Shmakov, G	202	Sib. Novosibirsk (Rus. Jr.)

Rd.	Player	Pick	Team
2019			
1	Bowen Byram, D	4	Vancouver (WHL)
1	Alex Newhook, C	16	Victoria (BCHL)
2	Drew Helleson, D	47	USA U-18 (USNTDP)
3	Matthew Stienburg, C	63	St. Andrew's Col. (HIGH-ON)
3	Alex Beaucage, RW	78	Rouyn-Noranda (QMJHL)
5	Sasha Mutala, RW	140	Tri-City (WHL)
6	Luka Burzan, RW	171	Brandon (WHL)
7	Trent Miner, G	202	Vancouver (WHL)

Rd.	Player	Pick	Team
2020			
1.	Justin Barron, D	25	Halifax (QMJHL)
3.	Jean-Luc Foudy, C	75	Windsor (OHL)
4.	Colby Ambrosio, C	118	Tri-City (USHL)
5.	Ryder Rolston, RW	139	Waterloo (USHL)
6.	Nils Aman, C	167	Leksand (Sweden)

YEAR-BY-YEAR TEAM RESULTS

1979-1980 QUEBEC NORDIQUES



25-44-11, 61 points, 5th Adams Div.

GM	DATE	OPP.	SCORE	W/L	REC.
1	Oct. 10	Atl.	3-5	L	0-1-0
2	Oct. 13	at Mtl.	1-3	L	0-2-0
3	Oct. 18	at Colo.	5-2	W	1-2-0
4	Oct. 19	at Edm.	3-6	L	1-3-0
5	Oct. 21	at Chi.	3-0	W	2-3-0
6	Oct. 24	Hart.	2-2	T	2-3-1
7	Oct. 27	Buff.	0-3	L	2-4-1
8	Oct. 28	Mtl.	5-4	W	3-4-1
9	Oct. 31	Winn.	2-5	L	3-5-1
10	Nov. 2	at Atl.	4-4	T	3-5-2
11	Nov. 4	Det.	5-1	W	4-5-2
12	Nov. 7	Phila.	3-4	L	4-6-2
13	Nov. 10	at NYR	4-5	L	4-7-2
14	Nov. 11	St. L.	4-1	W	5-7-2
15	Nov. 14	at Minn.	2-7	L	5-8-2
16	Nov. 16	at Winn.	3-2	W	6-8-2
17	Nov. 18	Tor.	4-2	W	7-8-2
18	Nov. 20	Bos.	3-5	L	7-9-2
19	Nov. 22	at Bos.	4-7	L	7-10-2
20	Nov. 24	at Hart.	4-4	T	7-10-3
21	Nov. 25	Wash.	2-2	T	7-10-4
22	Nov. 27	at St. L.	2-4	L	7-11-4
23	Nov. 28	at Pitt.	2-7	L	7-12-4
24	Dec. 1	at Wash.	2-7	L	7-13-4
25	Dec. 2	Van.	3-1	W	8-13-4
26	Dec. 4	Colo.	1-3	L	8-14-4
27	Dec. 6	St. L.	5-2	W	9-14-4
28	Dec. 9	LA	3-2	W	10-14-4
29	Dec. 12	Winn.	5-0	W	11-14-4
30	Dec. 13	at Phila.	4-6	L	11-15-4
31	Dec. 15	at Det.	4-4	T	11-15-5
32	Dec. 16	Pitt.	4-1	W	12-15-5
33	Dec. 19	Colo.	6-3	W	13-15-5
34	Dec. 23	at Buff.	3-1	W	14-15-5
35	Dec. 27	at LA	0-3	L	14-16-5
36	Dec. 29	at Van.	2-6	L	14-17-5
37	Dec. 30	at Edm.	2-1	W	15-17-5
38	Jan. 2	NYR	3-3	T	15-17-6
39	Jan. 5	at Tor.	7-3	W	16-17-6
40	Jan. 9	Edm.	3-2	W	17-17-6
41	Jan. 11	at Atl.	3-4	L	17-18-6
42	Jan. 12	at St. L.	2-8	L	17-19-6
43	Jan. 16	Bos.	1-3	L	17-20-6
44	Jan. 19	at NYI	1-3	L	17-21-6
45	Jan. 20	Wash.	3-2	W	18-21-6
46	Jan. 23	Minn.	6-4	W	19-21-6
47	Jan. 26	at Wash.	1-1	T	19-21-7
48	Jan. 27	Det.	6-7	L	19-22-7
49	Jan. 30	Atl.	1-4	L	19-23-7
50	Feb. 2	at Bos.	2-7	L	19-24-7
51	Feb. 3	NYR	5-4	W	20-24-7
52	Feb. 6	Chi.	3-3	T	20-24-8
53	Feb. 9	at NYI	0-5	L	20-25-8
54	Feb. 10	at NYR	1-3	L	20-26-8
55	Feb. 14	at Mtl.	1-5	L	20-27-8
56	Feb. 17	at Winn.	5-6	L	20-28-8
57	Feb. 18	at Minn.	2-6	L	20-29-8
58	Feb. 19	Buff.	1-3	L	20-30-8
59	Feb. 23	at Pitt.	1-2	L	20-31-8
60	Feb. 24	Pitt.	2-0	W	21-31-8
61	Feb. 26	Hart.	9-5	W	22-31-8
62	Feb. 27	NYI	3-5	L	22-32-8
63	Mar. 2	LA	3-4	L	22-33-8
64	Mar. 5	Minn.	3-3	T	22-33-9
65	Mar. 8	at Tor.	2-3	L	22-34-9
66	Mar. 9	Tor.	5-4	W	23-34-9
67	Mar. 12	Edm.	3-6	L	23-35-9
68	Mar. 16	Van.	2-3	L	23-36-9
69	Mar. 19	at Chi.	2-5	L	23-37-9
70	Mar. 20	at Colo.	6-2	W	24-37-9
71	Mar. 22	at LA	1-4	L	24-38-9
72	Mar. 23	at Van.	6-2	W	25-38-9
73	Mar. 26	Chi.	2-7	L	25-39-9
74	Mar. 27	at Phila.	2-5	L	25-40-9
75	Mar. 29	at Det.	7-9	L	25-41-9
76	Mar. 30	NYI	6-9	L	25-42-9
77	Apr. 1	Phila.	3-3	T	25-42-10
78	Apr. 3	at Buff.	3-8	L	25-43-10
79	Apr. 4	at Hart.	2-9	L	25-44-10
80	Apr. 6	Mtl.	4-4	T	25-44-11

1980-1981 QUEBEC NORDIQUES



30-32-18, 78 points, 4th Adams Div.

GM	DATE	OPP.	SCORE	W/L	REC.
1	Oct. 9	at Cgy.	5-5	T	0-0-1
2	Oct. 10	at Edm.	7-4	W	1-0-1
3	Oct. 12	at Van.	2-8	L	1-1-1
4	Oct. 14	at Colo.	1-4	L	1-2-1
5	Oct. 16	at LA	4-6	L	1-3-1
6	Oct. 19	at Winn.	4-4	T	1-3-2
7	Oct. 22	at Minn.	2-4	L	1-4-2
8	Oct. 25	at Hart.	2-4	L	1-5-2
9	Oct. 26	at Chi.	4-7	L	1-6-2
10	Oct. 29	Van.	3-3	T	1-6-3
11	Nov. 1	Phila.	3-3	T	1-6-4
12	Nov. 2	Colo.	4-5	L	1-7-4
13	Nov. 4	at Mtl.	4-5	L	1-8-4
14	Nov. 9	at Phila.	1-3	L	1-9-4
15	Nov. 11	Chi.	6-6	T	1-9-5
16	Nov. 12	Winn.	5-1	W	2-9-5
17	Nov. 16	at Buff.	1-8	L	2-10-5
18	Nov. 18	Wash.	6-2	W	3-10-5
19	Nov. 19	Det.	2-1	W	4-10-5
20	Nov. 22	Cgy.	3-3	T	4-10-6
21	Nov. 24	LA	3-4	L	4-11-6
22	Nov. 26	Minn.	5-2	W	5-11-6
23	Nov. 30	NYI	3-7	L	5-12-6
24	Dec. 1	at St. L.	2-5	L	5-13-6
25	Dec. 4	at Det.	4-1	W	6-13-6
26	Dec. 6	at Tor.	2-5	L	6-14-6
27	Dec. 7	Tor.	4-4	T	6-14-7
28	Dec. 10	Bos.	4-6	L	6-15-7
29	Dec. 12	at Bos.	5-3	W	7-15-7
30	Dec. 14	Edm.	6-5	W	8-15-7
31	Dec. 17	St. L.	4-1	W	9-15-7
32	Dec. 20	at NYI	2-5	L	9-16-7
33	Dec. 21	Hart.	6-5	W	10-16-7
34	Dec. 23	Mtl.	2-2	T	10-16-8
35	Dec. 27	at Pitt.	4-6	L	10-17-8
36	Dec. 30	NYR	3-6	L	10-18-8
37	Jan. 3	Buff.	3-3	T	10-18-9
38	Jan. 4	at NYR	2-2	T	10-18-10
39	Jan. 6	at St. L.	3-6	L	10-19-10
40	Jan. 7	at Buff.	1-5	L	10-20-10
41	Jan. 10	at Mtl.	5-5	T	10-20-11
42	Jan. 11	Edm.	3-6	L	10-21-11
43	Jan. 13	Winn.	3-3	T	10-21-12
44	Jan. 15	at Phila.	4-1	W	11-21-12
45	Jan. 17	at Minn.	1-7	L	11-22-12
46	Jan. 18	at Chi.	2-7	L	11-23-12
47	Jan. 21	Buff.	5-6	L	11-24-12
48	Jan. 24	at NYI	4-7	L	11-25-12
49	Jan. 26	LA	5-7	L	11-26-12
50	Jan. 28	Det.	2-2	T	11-26-13
51	Jan. 31	NYI	5-1	W	12-26-13
52	Feb. 2	Hart.	4-2	W	13-26-13
53	Feb. 4	Minn.	6-2	W	14-26-13
54	Feb. 7	Phila.	5-3	W	15-26-13
55	Feb. 8	at Bos.	4-3	W	16-26-13
56	Feb. 12	at Cgy.	3-5	L	16-27-13
57	Feb. 13	at Edm.	4-2	W	17-27-13
58	Feb. 15	at Winn.	3-4	L	17-28-13
59	Feb. 17	at Colo.	6-3	W	18-28-13
60	Feb. 18	at LA	4-2	W	19-28-13
61	Feb. 20	at Van.	9-3	W	20-28-13
62	Feb. 22	at Wash.	11-7	W	21-28-13
63	Feb. 25	Bos.	5-3	W	22-28-13
64	Mar. 2	Pitt.	4-5	L	22-29-13
65	Mar. 4	Wash.	7-4	W	23-29-13
66	Mar. 8	Chi.	2-3	L	23-30-13
67	Mar. 10	NYR	6-4	W	24-30-13
68	Mar. 11	St. L.	5-5	T	24-30-14
69	Mar. 14	at Pitt.	3-3	T	24-30-15
70	Mar. 15	Colo.	3-0	W	25-30-15
71	Mar. 17	at Det.	4-3	W	26-30-15
72	Mar. 18	at Wash.	6-4	W	27-30-15
73	Mar. 22	at NYR	7-7	T	27-30-16
74	Mar. 23	Van.	3-3	T	27-30-17
75	Mar. 25	Cgy.	4-2	W	28-30-17
76	Mar. 29	Mtl.	4-0	W	29-30-17
77	Mar. 31	Pitt.	5-1	W	30-30-17
78	Apr. 1	at Hart.	4-5	L	30-31-17
79	Apr. 4	at Tor.	5-5	T	30-31-18
80	Apr. 5	Tor.	2-4	L	30-32-18

1981-1982 QUEBEC NORDIQUES



33-31-16, 82 points, 4th Adams Div.

GM	DATE	OPP.	SCORE	W/L	REC.
1	Oct. 6	Hart.	6-5	W	1-0-0
2	Oct. 8	at Bos.	7-5	W	2-0-0
3	Oct. 10	at Pitt.	1-2	L	2-1-0
4	Oct. 12	Minn.	2-4	L	2-2-0
5	Oct. 14	at Buff.	2-4	L	2-3-0
6	Oct. 17	Tor.	6-4	W	3-3-0
7	Oct. 19	Van.	6-3	W	4-3-0
8	Oct. 21	at Wash.	6-3	W	5-3-0
9	Oct. 22	at Phila.	2-3	L	5-4-0
10	Oct. 24	Det.	8-3	W	6-4-0
11	Oct. 27	at LA	7-8	L	6-5-0
12	Oct. 28	at Colo.	3-1	W	7-5-0
13	Oct. 31	at Edm.	4-11	L	7-6-0
14	Nov. 2	Mtl.	5-4	W	8-6-0
15	Nov. 4	St. L.	6-2	W	9-6-0
16	Nov. 7	Bos.	1-10	L	9-7-0
17	Nov. 9	Det.	5-3	W	10-7-0
18	Nov. 11	at Van.	5-6	L	10-8-0
19	Nov. 12	at Cgy.	2-3	L	10-9-0
20	Nov. 14	at Minn.	5-5	T	10-9-1
21	Nov. 17	NYI	7-2	W	11-9-1
22	Nov. 19	at Mtl.	1-1	T	11-9-2
23	Nov. 21	Hart.	7-3	W	12-9-2
24	Nov. 22	at Bos.	6-1	W	13-9-2
25	Nov. 24	Pitt.	1-7	L	13-10-2
26	Nov. 25	at Hart.	3-3	T	13-10-3
27	Nov. 28	NYR	7-4	W	14-10-3
28	Nov. 29	at NYR	4-4	T	14-10-4
29	Dec. 2	Edm.	9-8	W	15-10-4
30	Dec. 5	Bos.	3-5	L	15-11-4
31	Dec. 8	Cgy.	4-7	L	15-12-4
32	Dec. 12	St. L.	4-6	L	15-13-4
33	Dec. 13	at Buff.	4-4	T	15-13-5
34	Dec. 15	at NYI	7-10	L	15-14-5
35	Dec. 17	at Det.	3-2	W	16-14-5
36	Dec. 19	Buff.	7-3	W	17-14-5
37	Dec. 22	Mtl.	5-2	W	18-14-5
38	Dec. 27	at Mtl.	3-6	L	18-15-5
39	Dec. 29	Chi.	8-1	W	19-15-5
40	Jan. 2	Buff.	6-3	W	20-15-5
41	Jan. 5	Wash.	3-0	W	21-15-5
42	Jan. 9	Bos.	6-1	W	22-15-5
43	Jan. 11	Hart.	6-2	W	23-15-5
44	Jan. 13	at St. L.	4-2	W	24-15-5
45	Jan. 16	at Minn.	1-4	L	24-16-5
46	Jan. 17	at Winn.	7-5	W	25-16-5
47	Jan. 19	Phila.	2-2	T	25-16-6
48	Jan. 20	at Hart.	2-4	L	25-17-6
49	Jan. 22	at Buff.	3-5	L	25-18-6
50	Jan. 23	Buff.	2-3	L	25-19-6
51	Jan. 26	Mtl.	3-8	L	25-20-6
52	Jan. 30	at Tor.	2-2	T	25-20-7
53	Jan. 31	at Hart.	4-4	T	25-20-8
54	Feb. 2	Colo.	8-7	W	26-20-8
55	Feb. 6	Phila.	4-3	W	27-20-8
56	Feb. 7	at Wash.	5-5	T	27-20-9
57	Feb.				

YEAR-BY-YEAR TEAM RESULTS

1982-1983 QUEBEC NORDIQUES



34-34-12, 80 points, 4th Adams Div.

GM	DATE	OPP.	SCORE	W/L	REC.
1	Oct. 6	at Buff.	6-4	W	1-0-0
2	Oct. 7	at Phila.	5-9	L	1-1-0
3	Oct. 9	Buff.	6-4	W	2-1-0
4	Oct. 11	Mtl.	3-4	L	2-2-0
5	Oct. 14	LA	4-4	T	2-2-1
6	Oct. 16	Phila.	3-4	L	2-3-1
7	Oct. 20	at Det.	5-3	W	3-3-1
8	Oct. 21	Pitt.	8-4	W	4-3-1
9	Oct. 23	at Mtl.	5-9	L	4-4-1
10	Oct. 26	Tor.	9-4	W	5-4-1
11	Oct. 30	NYR	5-4	W	6-4-1
12	Nov. 2	Van.	2-5	L	6-5-1
13	Nov. 6	Minn.	4-1	W	7-5-1
14	Nov. 8	Edm.	5-5	T	7-5-2
15	Nov. 10	at Hart.	5-7	L	7-6-2
16	Nov. 11	at Bos.	3-2	W	8-6-2
17	Nov. 13	NJ	7-2	W	9-6-2
18	Nov. 16	Bos.	4-7	L	9-7-2
19	Nov. 18	at Mtl.	4-7	L	9-8-2
20	Nov. 21	at Edm.	9-7	W	10-8-2
21	Nov. 23	at Van.	2-5	L	10-9-2
22	Nov. 25	at Cgy.	3-2	W	11-9-2
23	Nov. 27	Chi.	1-3	L	11-10-2
24	Nov. 30	Winn.	8-6	W	12-10-2
25	Dec. 2	at Bos.	3-3	T	12-10-3
26	Dec. 4	Buff.	3-2	W	13-10-3
27	Dec. 7	Bos.	10-5	W	14-10-3
28	Dec. 9	at Phila.	1-4	L	14-11-3
29	Dec. 11	at Pitt.	7-4	W	15-11-3
30	Dec. 12	at Chi.	3-7	L	15-12-3
31	Dec. 14	Tor.	4-4	T	15-12-4
32	Dec. 18	Buff.	4-5	L	15-13-4
33	Dec. 19	at Buff.	1-3	L	15-14-4
34	Dec. 21	NYI	3-3	T	15-14-5
35	Dec. 23	Mtl.	6-3	W	16-14-5
36	Dec. 26	at Mtl.	4-4	T	16-14-6
37	Dec. 28	Hart.	4-1	W	17-14-6
38	Jan. 2	Wash.	4-7	L	17-15-6
39	Jan. 4	Mtl.	3-1	W	18-15-6
40	Jan. 7	at NYR	1-5	L	18-16-6
41	Jan. 8	at NYI	1-6	L	18-17-6
42	Jan. 10	at NJ	2-6	L	18-18-6
43	Jan. 12	at Buff.	1-2	L	18-19-6
44	Jan. 13	at Bos.	0-2	L	18-20-6
45	Jan. 15	Cgy.	7-2	W	19-20-6
46	Jan. 18	St. L	3-1	W	20-20-6
47	Jan. 21	at Wash.	5-4	W	21-20-6
48	Jan. 22	at Pitt.	7-3	W	22-20-6
49	Jan. 25	Winn.	6-3	W	23-20-6
50	Jan. 27	at Hart.	2-5	L	23-21-6
51	Jan. 29	NJ	6-4	W	24-21-6
52	Feb. 1	Hart.	12-3	W	25-21-6
53	Feb. 3	at Bos.	3-5	L	25-22-6
54	Feb. 5	Buff.	0-0	T	25-22-7
55	Feb. 6	Wash.	4-4	T	25-22-8
56	Feb. 10	at Cgy.	3-3	T	25-22-9
57	Feb. 11	at Edm.	3-7	L	25-23-9
58	Feb. 13	at Chi.	5-4	W	26-23-9
59	Feb. 15	NYI	4-1	W	27-23-9
60	Feb. 17	at Minn.	3-6	L	27-24-9
61	Feb. 19	at St. L	4-4	T	27-24-10
62	Feb. 22	at Mtl.	1-6	L	27-25-10
63	Feb. 24	Mtl.	3-6	L	27-26-10
64	Feb. 26	NYR	6-3	W	28-26-10
65	Mar. 1	Det.	5-5	T	28-26-11
66	Mar. 3	at Det.	3-5	L	28-27-11
67	Mar. 5	Hart.	10-3	W	29-27-11
68	Mar. 6	at Hart.	7-3	W	30-27-11
69	Mar. 8	Bos.	5-11	L	30-28-11
70	Mar. 12	Minn.	6-3	W	31-28-11
71	Mar. 15	at St. L	3-5	L	31-29-11
72	Mar. 17	at LA	3-4	L	31-30-11
73	Mar. 18	at Van.	3-7	L	31-31-11
74	Mar. 20	at Winn.	2-3	L	31-32-11
75	Mar. 24	LA	7-3	W	32-32-11
76	Mar. 26	at Tor.	1-2	L	32-33-11
77	Mar. 27	at Buff.	6-6	T	32-33-12
78	Mar. 29	Bos.	3-4	L	32-34-12
79	Apr. 2	at Hart.	5-4	W	33-34-12
80	Apr. 3	Hart.	6-5	W	34-34-12

1983-1984 QUEBEC NORDIQUES



42-28-10, 94 points, 3rd Adams Div.

GM	DATE	OPP.	SCORE	W/L	REC.
1	Oct. 4	NYI	7-3	W	1-0-0
2	Oct. 6	at Bos.	3-9	L	1-1-0
3	Oct. 8	Buff.	9-2	W	2-1-0
4	Oct. 10	Mtl.	4-6	L	2-2-0
5	Oct. 13	at Hart.	4-4	T	2-2-1
6	Oct. 14	at NJ	6-4	W	3-2-1
7	Oct. 16	at Wash.	4-2	W	4-2-1
8	Oct. 18	Bos.	5-3	W	5-2-1
9	Oct. 19	at Tor.	8-1	W	6-2-1
10	Oct. 22	Minn.	11-2	W	7-2-1
11	Oct. 25	Phila.	2-4	L	7-3-1
12	Oct. 27	at Phila.	3-4	L	7-4-1
13	Oct. 29	at Det.	3-4*	L	7-5-1
14	Nov. 1	LA	8-4	W	8-5-1
15	Nov. 3	at Mtl.	2-3	L	8-6-1
16	Nov. 5	NYR	4-4	T	8-6-2
17	Nov. 6	at Buff.	7-1	W	9-6-2
18	Nov. 8	Edm.	4-7	L	9-7-2
19	Nov. 12	Bos.	4-6	L	9-8-2
20	Nov. 15	Det.	1-3	L	9-9-2
21	Nov. 17	at Hart.	4-2	W	10-9-2
22	Nov. 19	Hart.	4-4	T	10-9-3
23	Nov. 20	at NYR	5-6*	L	10-10-3
24	Nov. 22	at NYI	2-3	L	10-11-3
25	Nov. 24	at Bos.	6-3	W	11-11-3
26	Nov. 26	Buff.	3-2	W	12-11-3
27	Nov. 29	Wash.	6-3	W	13-11-3
28	Dec. 1	at Mtl.	6-3	W	14-11-3
29	Dec. 3	Chi.	3-2	W	15-11-3
30	Dec. 6	Cgy.	8-1	W	16-11-3
31	Dec. 10	at LA	6-4	W	17-11-3
32	Dec. 13	at Van.	2-6	L	17-12-3
33	Dec. 14	at Cgy.	2-4	L	17-13-3
34	Dec. 17	at Edm.	1-8	L	17-14-3
35	Dec. 20	Van.	6-4	W	18-14-3
36	Dec. 22	Mtl.	4-1	W	19-14-3
37	Dec. 27	Hart.	7-3	W	20-14-3
38	Dec. 29	at Buff.	5-8	L	20-15-3
39	Dec. 31	at Mtl.	2-4	L	20-16-3
40	Jan. 3	Mtl.	9-5	W	21-16-3
41	Jan. 5	at Bos.	8-3	W	22-16-3
42	Jan. 7	Tor.	4-2	W	23-16-3
43	Jan. 10	Pitt.	7-1	W	24-16-3
44	Jan. 12	at NJ	4-1	W	25-16-3
45	Jan. 14	Phila.	3-3	T	25-16-4
46	Jan. 17	Bos.	7-3	W	26-16-4
47	Jan. 19	at Bos.	3-4	L	26-17-4
48	Jan. 21	Chi.	4-4	T	26-17-5
49	Jan. 24	Winn.	3-5	L	26-18-5
50	Jan. 26	at NYI	5-1	W	27-18-5
51	Jan. 28	Hart.	3-0	W	28-18-5
52	Jan. 29	at Hart.	5-5	T	28-18-6
53	Feb. 4	NJ	3-5	L	28-19-6
54	Feb. 5	at Buff.	2-1	W	29-19-6
55	Feb. 7	Van.	2-4	L	29-20-6
56	Feb. 11	at Tor.	2-5	L	29-21-6
57	Feb. 13	Pitt.	6-1	W	30-21-6
58	Feb. 15	at Chi.	2-5	L	30-22-6
59	Feb. 17	at Winn.	6-3	W	31-22-6
60	Feb. 18	at Minn.	7-2	W	32-22-6
61	Feb. 21	Mtl.	3-2	W	33-22-6
62	Feb. 23	at NYR	2-4	L	33-23-6
63	Feb. 25	St. L	3-3	T	33-23-7
64	Feb. 26	St. L	5-0	W	34-23-7
65	Feb. 28	Det.	6-2	W	35-23-7
66	Mar. 3	Buff.	4-2	W	36-23-7
67	Mar. 4	at Buff.	1-1	T	36-23-8
68	Mar. 6	Cgy.	4-3	W	37-23-8
69	Mar. 8	at Pitt.	8-6	W	38-23-8
70	Mar. 9	at Wash.	3-5	L	38-24-8
71	Mar. 11	at Winn.	5-6*	L	38-25-8
72	Mar. 13	Edm.	5-6*	L	38-26-8
73	Mar. 17	at St. L	6-4	W	39-26-8
74	Mar. 18	at Minn.	5-5	T	39-26-9
75	Mar. 20	at LA	3-1	W	40-26-9
76	Mar. 24	Hart.	2-3*	L	40-27-9
77	Mar. 25	at Hart.	6-6	T	40-27-10
78	Mar. 27	Bos.	4-6	L	40-28-10
79	Mar. 29	at Mtl.	5-2	W	41-28-10
80	Mar. 31	Buff.	4-1	W	42-28-10

*Overtime Decision

1984-1985 QUEBEC NORDIQUES



41-30-9, 91 points, 2nd Adams Div.

GM	DATE	OPP.	SCORE	W/L	REC.
1	Oct. 11	at Van.	5-2	W	1-0-0
2	Oct. 13	at Cgy.	2-7	L	1-1-0
3	Oct. 14	at Edm.	2-9	L	1-2-0
4	Oct. 17	Buff.	4-1	W	2-2-0
5	Oct. 19	at Buff.	4-5	L	2-3-0
6	Oct. 20	at Tor.	12-3	W	3-3-0
7	Oct. 23	Mtl.	1-3	L	3-4-0
8	Oct. 26	Tor.	2-2	T	3-4-1
9	Oct. 27	NYR	2-5	L	3-5-1
10	Oct. 29	at Mtl.	2-4	L	3-6-1
11	Oct. 31	at Hart.	5-3	W	4-6-1
12	Nov. 1	at Bos.	1-7	L	4-7-1
13	Nov. 3	NYI	5-4	W	5-7-1
14	Nov. 6	Winn.	5-3	W	6-7-1
15	Nov. 10	Hart.	0-1	L	6-8-1
16	Nov. 13	LA	4-5*	L	6-9-1
17	Nov. 14	at St. L	7-3	W	7-9-1
18	Nov. 16	at St. L	2-4	L	7-10-1
19	Nov. 18	at Chi.	5-3	W	8-10-1
20	Nov. 20	Chi.	3-2*	W	9-10-1
21	Nov. 24	NYR	8-3	W	10-10-1
22	Nov. 25	at NYR	3-2*	W	11-10-1
23	Nov. 27	Wash.	2-9	L	11-11-1
24	Dec. 1	Hart.	8-4	W	12-11-1
25	Dec. 3	Bos.	3-3	T	12-11-2
26	Dec. 6	at Phila.	1-1	T	12-11-3
27	Dec. 8	NJ	7-3	W	13-11-3
28	Dec. 9	at Buff.	4-4	T	13-11-4
29	Dec. 11	Van.	3-4	L	13-12-4
30	Dec. 13	at Bos.	5-5	T	13-12-5
31	Dec. 15	at NJ	3-8	L	13-13-5
32	Dec. 18	Wash.	1-4	L	13-14-5
33	Dec. 20	at Det.	4-5	L	13-15-5
34	Dec. 22	Buff.	3-1	W	14-15-5
35	Dec. 23	at Chi.	3-2*	W	15-15-5
36	Dec. 27	Mtl.	3-5	L	15-16-5
37	Dec. 29	Pitt.	10-2	W	16-16-5
38	Dec. 31	at Mtl.	4-4	T	16-16-6
39	Jan. 2	Hart.	7-3	W	17-16-6
40	Jan. 4	at Wash.	5-3	W	18-16-6
41	Jan. 5	at Pitt.	8-3	W	19-16-6
42	Jan. 8	Edm.	0-4	L	19-17-6
43	Jan. 11	Cgy.	4-0	W	20-17-6
44	Jan. 13	Det.	5-2	W	21-17-6
45	Jan. 15	Mtl.	1-2	L	21-18-6
46	Jan. 19	Bos.	4-3	W	22-18-6
47	Jan. 22	Tor.	2-2	T	22-18-7
48	Jan. 24	at Mtl.	4-3	W	23-18-7
49	Jan. 25	Buff.	4-2	W	24-18-7
50	Jan. 27	at Buff.	2-3	L	24-19-7
51	Jan. 31	at Bos.	5-6	L	24-20-7
52	Feb. 2	at Det.	3-6	L	24-21-7
53	Feb. 3	Minn.	5-1	W	25-21-7
54	Feb. 7	Mtl.	4-5	L	25-22-7
55	Feb. 9	NJ	2-2	T	25-22-8
56	Feb. 10	at Hart.	10-4	W	

YEAR-BY-YEAR TEAM RESULTS

1985-1986 QUEBEC NORDIQUES



43-31-6, 92 points, 1st Adams Div.

GM	DATE	OPP.	SCORE	W/L	REC.
1	Oct. 10	Chi.	6-2	W	1-0-0
2	Oct. 12	at Tor.	4-0	W	2-0-0
3	Oct. 13	at Winn.	5-2	W	3-0-0
4	Oct. 15	Hart.	4-1	W	4-0-0
5	Oct. 17	at Phila.	2-1	W	5-0-0
6	Oct. 19	Pitt.	4-3	W	6-0-0
7	Oct. 21	at Mtl.	3-2	W	7-0-0
8	Oct. 24	at NYI	5-6	L	7-1-0
9	Oct. 26	at Pitt.	4-4	T	7-1-1
10	Oct. 29	Mtl.	6-4	W	8-1-1
11	Oct. 30	at Hart.	4-6	L	8-2-1
12	Nov. 2	Phila.	3-5	L	8-3-1
13	Nov. 5	Bos.	7-5	W	9-3-1
14	Nov. 9	Hart.	3-4	L	9-4-1
15	Nov. 13	at Chi.	4-5	L	9-5-1
16	Nov. 14	at St. L.	3-5	L	9-6-1
17	Nov. 16	Buff.	3-1	W	10-6-1
18	Nov. 19	Edm.	4-5	L	10-7-1
19	Nov. 22	at Buff.	5-7	L	10-8-1
20	Nov. 23	at Wash.	0-3	L	10-9-1
21	Nov. 26	Cgy.	1-3	L	10-10-1
22	Nov. 28	at Bos.	3-0	W	11-10-1
23	Nov. 30	Bos.	2-0	W	12-10-1
24	Dec. 4	Van.	5-4	W	13-10-1
25	Dec. 6	NYI	7-3	W	14-10-1
26	Dec. 7	at NYI	4-1	W	15-10-1
27	Dec. 10	Buff.	7-3	W	16-10-1
28	Dec. 12	at Bos.	1-1	T	16-10-2
29	Dec. 14	NJ	9-3	W	17-10-2
30	Dec. 15	at Buff.	2-6	L	17-11-2
31	Dec. 18	at Mtl.	2-3	L	17-12-2
32	Dec. 19	Mtl.	5-4*	W	18-12-2
33	Dec. 22	Wash.	5-7	L	18-13-2
34	Dec. 26	at Wash.	3-4	L	18-14-2
35	Dec. 28	Det.	4-5	L	18-15-2
36	Dec. 31	Hart.	5-1	W	19-15-2
37	Jan. 2	at Hart.	3-2	W	20-15-2
38	Jan. 4	at Det.	7-2	W	21-15-2
39	Jan. 5	at NYR	5-4	W	22-15-2
40	Jan. 7	St. L.	7-4	W	23-15-2
41	Jan. 10	Edm.	5-3	W	24-15-2
42	Jan. 11	at Tor.	5-1	W	25-15-2
43	Jan. 14	Winn.	4-5	L	25-16-2
44	Jan. 17	at Hartf.	6-11	L	25-17-2
45	Jan. 18	Hart.	2-5	L	25-18-2
46	Jan. 20	Mtl.	3-2*	W	26-18-2
47	Jan. 23	at NYR	4-0	W	27-18-2
48	Jan. 25	Buff.	4-3	W	28-18-2
49	Jan. 27	NYR	6-6	T	28-18-3
50	Jan. 29	at Mtl.	3-5	L	28-19-3
51	Feb. 1	Phila.	2-2	T	28-19-4
52	Feb. 2	at Buff.	3-5	L	28-20-4
53	Feb. 5	Mtl.	3-2	W	29-20-4
54	Feb. 8	Chi.	8-5	W	30-20-4
55	Feb. 9	at Bos.	4-3*	W	31-20-4
56	Feb. 12	at LA	5-2	W	32-20-4
57	Feb. 14	at Edm.	2-8	L	32-21-4
58	Feb. 16	at Cgy.	6-3	W	33-21-4
59	Feb. 18	LA	4-5	L	33-22-4
60	Feb. 20	at NJ	3-4*	L	33-23-4
61	Feb. 21	at Minn.	2-5	L	33-24-4
62	Feb. 23	at Winn.	2-4	L	33-25-4
63	Feb. 25	Bos.	4-7	L	33-26-4
64	Feb. 28	at Buff.	6-2	W	34-26-4
65	Mar. 1	Buff.	4-8	L	34-27-4
66	Mar. 4	St. L.	3-6	L	34-28-4
67	Mar. 6	at Bos.	5-4*	W	35-28-4
68	Mar. 8	at Hart.	6-3	W	36-28-4
69	Mar. 11	Van.	1-1	T	36-28-5
70	Mar. 14	Cgy.	6-2	W	37-28-5
71	Mar. 15	Minn.	3-2	W	38-28-5
72	Mar. 17	at Mtl.	8-6	W	39-28-5
73	Mar. 19	Tor.	5-2	W	40-28-5
74	Mar. 22	Pitt.	4-7	L	40-29-5
75	Mar. 24	at Minn.	1-0	W	41-29-5
76	Mar. 26	at Van.	6-7	L	41-30-5
77	Mar. 29	at LA	5-3	W	42-30-5
78	Apr. 1	Det.	4-0	W	43-30-5
79	Apr. 2	at NJ	5-6	L	43-31-5
80	Apr. 5	Bos.	2-2	T	43-31-6

*Overtime Decision

1986-1987 QUEBEC NORDIQUES



31-39-10, 72 points, 4th Adams Div.

GM	DATE	OPP.	SCORE	W/L	REC.
1	Oct. 9	Det.	6-1	W	1-0-0
2	Oct. 11	Minn.	4-4	T	1-0-1
3	Oct. 13	at Van.	7-1	W	2-0-1
4	Oct. 15	at Edm.	2-5	L	2-1-1
5	Oct. 16	at Cgy.	4-2	W	3-1-1
6	Oct. 18	at St. L.	3-4	L	3-2-1
7	Oct. 21	Wash.	4-4	T	3-2-2
8	Oct. 22	at Tor.	7-1	W	4-2-2
9	Oct. 25	Tor.	4-3	W	5-2-2
10	Oct. 28	LA	6-2	W	6-2-2
11	Oct. 30	at Phila.	3-6	L	6-3-2
12	Nov. 1	at Hart.	2-2	T	6-3-3
13	Nov. 2	Hart.	3-3	T	6-3-4
14	Nov. 4	Winn.	3-6	L	6-4-4
15	Nov. 8	Bos.	1-5	L	6-5-4
16	Nov. 9	NYR	6-5	W	7-5-4
17	Nov. 12	at Mtl.	3-4	L	7-6-4
18	Nov. 14	at Wash.	4-1	W	8-6-4
19	Nov. 15	at Pitt.	2-5	L	8-7-4
20	Nov. 18	NYI	3-4*	L	8-8-4
21	Nov. 21	at Buff.	6-1	W	9-8-4
22	Nov. 22	Buff.	3-1	W	10-8-4
23	Nov. 25	Mtl.	2-1	W	11-8-4
24	Nov. 26	at NYR	2-4	L	11-9-4
25	Nov. 29	Wash.	4-3	W	12-9-4
26	Dec. 1	Hart.	4-1	W	13-9-4
27	Dec. 3	at Hart.	1-2	L	13-10-4
28	Dec. 4	at Bos.	2-3	L	13-11-4
29	Dec. 6	Cgy.	2-3	L	13-12-4
30	Dec. 9	St. L.	1-4	L	13-13-4
31	Dec. 13	Buff.	7-0	W	14-13-4
32	Dec. 14	Bos.	2-6	L	14-14-4
33	Dec. 17	at Edm.	3-5	L	14-15-4
34	Dec. 18	at Cgy.	2-6	L	14-16-4
35	Dec. 20	at Minn.	4-1	W	15-16-4
36	Dec. 21	at Winn.	4-4	T	15-16-5
37	Dec. 27	NJ	2-2	T	15-16-6
38	Dec. 30	Mtl.	6-3	W	16-16-6
39	Dec. 31	at Mtl.	1-4	L	16-17-6
40	Jan. 3	NYR	2-5	L	16-18-6
41	Jan. 4	at Buff.	2-7	L	16-19-6
42	Jan. 6	Van.	3-2	W	17-19-6
43	Jan. 8	at NJ	4-4	T	17-19-7
44	Jan. 10	at Mtl.	2-5	L	17-20-7
45	Jan. 15	Edm.	1-4	L	17-21-7
46	Jan. 17	at Det.	2-3	L	17-22-7
47	Jan. 18	at Chi.	5-3	W	18-22-7
48	Jan. 20	Bos.	3-5	L	18-23-7
49	Jan. 23	at Hart.	2-3	L	18-24-7
50	Jan. 24	NYI	1-2*	L	18-25-7
51	Jan. 27	Hart.	4-2	W	19-25-7
52	Jan. 30	at Buff.	1-3	L	19-26-7
53	Feb. 1	LA	3-2	W	20-26-7
54	Feb. 3	Mtl.	4-1	W	21-26-7
55	Feb. 4	at Mtl.	3-4	L	21-27-7
56	Feb. 7	Buff.	5-2	W	22-27-7
57	Feb. 8	at Bos.	2-1	W	23-27-7
58	Feb. 15	at Chi.	4-6	L	23-28-7
59	Feb. 17	Winn.	3-3	T	23-28-8
60	Feb. 20	at Det.	3-6	L	23-29-8
61	Feb. 21	at St. L.	3-4*	L	23-30-8
62	Feb. 24	Minn.	5-4	W	24-30-8
63	Feb. 26	at Bos.	2-6	L	24-31-8
64	Feb. 28	at Hart.	1-2	L	24-32-8
65	Mar. 3	Pitt.	1-8	L	24-33-8
66	Mar. 7	Buff.	5-5	T	24-33-9
67	Mar. 8	at Buff.	1-5	L	24-34-9
68	Mar. 10	Hart.	6-4	W	25-34-9
69	Mar. 12	at Pitt.	3-6	L	25-35-9
70	Mar. 14	at LA	6-3	W	26-35-9
71	Mar. 17	at Van.	2-4	L	26-36-9
72	Mar. 20	Tor.	5-4	W	27-36-9
73	Mar. 21	Phila.	2-2	T	27-36-10
74	Mar. 24	Mtl.	3-4	L	27-37-10
75	Mar. 26	at Phila.	2-3*	L	27-38-10
76	Mar. 28	Chi.	5-4	W	28-38-10
77	Mar. 31	Bos.	3-4	L	28-39-10
78	Apr. 2	at NYI	4-1	W	29-39-10
79	Apr. 4	NJ	8-4	W	30-39-10
80	Apr. 5	at Bos.	6-4	W	31-39-10

*Overtime Decision

1987-1988 QUEBEC NORDIQUES



32-43-5, 69 points, 5th Adams Div.

GM	DATE	OPP.	SCORE	W/L	REC.
1	Oct. 8	at Hart.	5-1	W	1-0-0
2	Oct. 10	Bos.	6-5*	W	2-0-0
3	Oct. 12	at Mtl.	5-2	W	3-0-0
4	Oct. 16	at Buff.	2-2	T	3-0-1
5	Oct. 17	Buff.	3-6	L	3-1-1
6	Oct. 22	Minn.	3-5	L	3-2-1
7	Oct. 24	Cgy.	5-7	L	3-3-1
8	Oct. 27	Edm.	5-0	W	4-3-1
9	Oct. 29	at Bos.	4-2	W	5-3-1
10	Oct. 31	Pitt.	4-5*	L	5-4-1
11	Nov. 1	Hart.	1-5	L	5-5-1
12	Nov. 3	St. L.	4-3	W	6-5-1
13	Nov. 6	at Wash.	4-1	W	7-5-1
14	Nov. 7	at Hart.	5-3	W	8-5-1
15	Nov. 9	Bos.	6-4	W	9-5-1
16	Nov. 13	at Van.	4-6	L	9-6-1
17	Nov. 14	at LA	7-8	L	9-7-1
18	Nov. 18	at Edm.	1-4	L	9-8-1
19	Nov. 19	at Cgy.	1-9	L	9-9-1
20	Nov. 23	Mtl.	4-3*	W	10-9-1
21	Nov. 25	at Pitt.	4-6	L	10-10-1
22	Nov. 28	Phila.	3-6	L	10-11-1
23	Dec. 1	Van.	1-3	L	10-12-1
24	Dec. 3	at Buff.	3-6	L	10-13-1
25	Dec. 5	NJ	3-2	W	11-13-1
26	Dec. 8	Hart.	4-5	L	11-14-1
27	Dec. 11	at Minn.	3-3	T	11-14-2
28	Dec. 12	at Wash.	5-0	W	12-14-2
29	Dec. 16	at Mtl.	4-5	L	12-15-2
30	Dec. 20	Det.	4-2	W	13-15-2
31	Dec. 22	Wash.	1-2	L	13-16-2
32	Dec. 26	at Hart.	4-2	W	14-16-2
33	Dec. 27	Hart.	5-3	W	15-16-2
34	Dec. 29	Buff.	5-1	W	16-16-2
35	Dec. 31	at NYR	1-6	L	16-17-2
36	Jan. 2	at Bos.	1-5	L	16-18-2
37	Jan. 3	at Buff.	1-2	L	16-19-2
38	Jan. 6	at Chi.	6-1	W	17-19-2
39	Jan. 9	Van.	2-4	L	17-20-2
40	Jan. 13	at NYI	5-3	W	18-20-2
41	Jan. 14	at NJ	5-8	L	18-21-2
42	Jan. 16	Chi.	4-1	W	19-21-2
43	Jan. 19	Edm.	4-4	T	19-21-3
44	Jan. 21	at Tor.	5-4	W	20-21-3
45	Jan. 23	St. L.	3-5	L	20-22-3
46	Jan. 24	Mtl.	3-5	L	20-23-3
47	Jan. 26	LA	5-3	W	21-23-3
48	Jan. 28	at Bos.	0-3	L	21-24-3
49	Jan. 30	at St. L.	2-5	L	21-25-3
50	Feb. 2	Buff.	1-5	L	21-26-3
51	Feb. 4	NYR	3-2	W	22-26-3
52	Feb. 6	Bos.	0-3	L	22-27-3
53	Feb. 7	Chi.	5-5	T	22-27-4
54	Feb. 11	at LA	3-5	L	22-28-4
55	Feb. 13	at Minn.	7-3	W	23-28-4
56	Feb. 14	at Winn.			

YEAR-BY-YEAR TEAM RESULTS

1988-1989 QUEBEC NORDIQUES



27-46-7, 61 points, 5th Adams Div.

GM	DATE	OPP.	SCORE	W/L	REC.
1	Oct. 6	at Hart.	5-2	W	1-0-0
2	Oct. 8	NJ	3-5	L	1-1-0
3	Oct. 9	Minn.	4-1	W	2-1-0
4	Oct. 12	at Mtl.	6-5	W	3-1-0
5	Oct. 14	Buff.	4-5	L	3-2-0
6	Oct. 16	at Buff.	5-3	W	4-2-0
7	Oct. 20	at Phila.	2-5	L	4-3-0
8	Oct. 22	at NYI	3-7	L	4-4-0
9	Oct. 23	at NYR	2-8	L	4-5-0
10	Oct. 25	Chi.	4-7	L	4-6-0
11	Oct. 27	at Bos.	2-6	L	4-7-0
12	Oct. 29	NYI	3-2*	W	5-7-0
13	Nov. 1	LA	1-3	L	5-8-0
14	Nov. 3	at Pitt.	6-2	W	6-8-0
15	Nov. 5	St. L	2-5	L	6-9-0
16	Nov. 8	Winn.	4-8	L	6-10-0
17	Nov. 10	at Wash.	1-4	L	6-11-0
18	Nov. 12	at St. L	3-4	L	6-12-0
19	Nov. 13	at Chi.	5-5	T	6-12-1
20	Nov. 15	Bos.	5-5	T	6-12-2
21	Nov. 19	Phila.	6-5	W	7-12-2
22	Nov. 23	at Hart.	3-4	L	7-13-2
23	Nov. 24	Mtl.	5-3	W	8-13-2
24	Nov. 26	Hart.	2-4	L	8-14-2
25	Nov. 28	Edm.	4-7	L	8-15-2
26	Nov. 30	at Buff.	2-6	L	8-16-2
27	Dec. 1	at Det.	3-7	L	8-17-2
28	Dec. 3	Det.	6-4	W	9-17-2
29	Dec. 6	at Cgy.	2-3	L	9-18-2
30	Dec. 7	at Edm.	3-8	L	9-19-2
31	Dec. 9	at Van.	4-2	W	10-19-2
32	Dec. 13	Wash.	1-4	L	10-20-2
33	Dec. 15	Mtl.	6-4	W	11-20-2
34	Dec. 17	at Bos.	2-2	T	11-20-3
35	Dec. 18	Bos.	4-2	W	12-20-3
36	Dec. 21	at Mtl.	4-6	L	12-21-3
37	Dec. 23	at Winn.	5-4	W	13-21-3
38	Dec. 28	Hart.	4-4	T	13-21-4
39	Dec. 29	Tor.	5-6	L	13-22-4
40	Dec. 31	at Tor.	1-6	L	13-23-4
41	Jan. 3	at Cgy.	1-5	L	13-24-4
42	Jan. 4	at Edm.	2-4	L	13-25-4
43	Jan. 8	Bos.	2-4	L	13-26-4
44	Jan. 10	Wash.	4-4	T	13-26-5
45	Jan. 12	at Phila.	2-7	L	13-27-5
46	Jan. 14	Buff.	1-1	T	13-27-6
47	Jan. 17	NJ	7-4	W	14-27-6
48	Jan. 19	at NJ	5-4	W	15-27-6
49	Jan. 21	Cgy.	4-3	W	16-27-6
50	Jan. 23	Hart.	0-5	L	16-28-6
51	Jan. 26	at Minn.	3-5	L	16-29-6
52	Jan. 28	at Hart.	3-2*	W	17-29-6
53	Jan. 30	at Det.	4-3	W	18-29-6
54	Feb. 2	Mtl.	1-6	L	18-30-6
55	Feb. 4	Minn.	6-3	W	19-30-6
56	Feb. 5	NYI	2-3	L	19-31-6
57	Feb. 9	at Pitt.	2-5	L	19-32-6
58	Feb. 11	Pitt.	8-1	W	20-32-6
59	Feb. 13	at Mtl.	3-2	W	21-32-6
60	Feb. 16	at Van.	2-3	L	21-33-6
61	Feb. 18	at LA	3-11	L	21-34-6
62	Feb. 21	Winn.	4-3	W	22-34-6
63	Feb. 23	at Hart.	2-4	L	22-35-6
64	Feb. 25	NYR	2-7	L	22-36-6
65	Feb. 28	Van.	2-3	L	22-37-6
66	Mar. 2	at Bos.	2-5	L	22-38-6
67	Mar. 4	Buff.	6-2	W	23-38-6
68	Mar. 5	at Buff.	8-2	W	24-38-6
69	Mar. 7	Tor.	4-6	L	24-39-6
70	Mar. 9	Mtl.	2-5	L	24-40-6
71	Mar. 14	LA	0-4	L	24-41-6
72	Mar. 16	at Bos.	2-2	T	24-41-7
73	Mar. 18	NYR	8-3	W	25-41-7
74	Mar. 22	at Mtl.	0-8	L	25-42-7
75	Mar. 23	Hart.	6-3	W	26-42-7
76	Mar. 25	Buff.	4-1	W	27-42-7
77	Mar. 29	at Chi.	1-3	L	27-43-7
78	Mar. 30	at St. L	3-4*	L	27-44-7
79	Apr. 1	Bos.	4-5	L	27-45-7
80	Apr. 2	at Buff.	2-4	L	27-46-7

*Overtime Decision

1989-1990 QUEBEC NORDIQUES



12-61-7, 31 points, 5th Adams Div.

GM	DATE	OPP.	SCORE	W/L	REC.
1	Oct. 5	at Buff.	3-4	L	0-1-0
2	Oct. 7	Bos.	4-1	W	1-1-0
3	Oct. 8	Hart.	6-9	L	1-2-0
4	Oct. 12	at Phila.	2-4	L	1-3-0
5	Oct. 14	at Minn.	2-3	L	1-4-0
6	Oct. 17	Cgy.	8-8	T	1-4-1
7	Oct. 19	at Chi.	5-3	W	2-4-1
8	Oct. 21	Minn.	7-2	W	3-4-1
9	Oct. 25	at Hart.	0-2	L	3-5-1
10	Oct. 26	at Bos.	2-4	L	3-6-1
11	Oct. 28	Edm.	3-6	L	3-7-1
12	Oct. 31	Chi.	3-5	L	3-8-1
13	Nov. 2	at NYR	1-6	L	3-9-1
14	Nov. 4	St. L	2-5	L	3-10-1
15	Nov. 5	Wash.	0-3	L	3-11-1
16	Nov. 8	at NJ	3-6	L	3-12-1
17	Nov. 9	at NYI	7-5	W	4-12-1
18	Nov. 11	Van.	3-2	W	5-12-1
19	Nov. 14	Winn.	3-5	L	5-13-1
20	Nov. 16	at Pitt.	2-8	L	5-14-1
21	Nov. 18	Det.	1-8	L	5-15-1
22	Nov. 21	Cgy.	4-4	T	5-15-2
23	Nov. 22	at Hart.	4-2	W	6-15-2
24	Nov. 25	Buff.	2-3	L	6-16-2
25	Nov. 26	at NYR	1-3	L	6-17-2
26	Nov. 29	at Mtl.	2-5	L	6-18-2
27	Nov. 30	Mtl.	2-6	L	6-19-2
28	Dec. 2	Pitt.	4-7	L	6-20-2
29	Dec. 5	Bos.	3-3	T	6-20-3
30	Dec. 9	Phila.	6-6	T	6-20-4
31	Dec. 10	LA	4-8	L	6-21-4
32	Dec. 13	at Edm.	1-5	L	6-22-4
33	Dec. 14	at Cgy.	2-8	L	6-23-4
34	Dec. 17	at Van.	2-2	T	6-23-5
35	Dec. 21	at LA	1-6	L	6-24-5
36	Dec. 23	Buff.	5-6	L	6-25-5
37	Dec. 26	Hart.	3-3	T	6-25-6
38	Dec. 30	NYI	6-3	W	7-25-6
39	Jan. 3	at Tor.	4-5	L	7-26-6
40	Jan. 4	at Det.	1-4	L	7-27-6
41	Jan. 6	at NYI	2-5	L	7-28-6
42	Jan. 9	Mtl.	5-2	W	8-28-6
43	Jan. 11	at Bos.	1-3	L	8-29-6
44	Jan. 13	NJ	4-5	L	8-30-6
45	Jan. 16	at Winn.	8-6	W	9-30-6
46	Jan. 18	at Minn.	4-7	L	9-31-6
47	Jan. 23	Bos.	2-9	L	9-32-6
48	Jan. 24	at Mtl.	3-7	L	9-33-6
49	Jan. 27	Det.	6-8	L	9-34-6
50	Jan. 30	Buff.	2-5	L	9-35-6
51	Jan. 31	at Buff.	3-6	L	9-36-6
52	Feb. 3	Hart.	1-5	L	9-37-6
53	Feb. 4	Bos.	2-3	L	9-38-6
54	Feb. 6	at Wash.	2-12	L	9-39-6
55	Feb. 8	at Bos.	1-5	L	9-40-6
56	Feb. 10	at Mtl.	2-7	L	9-41-6
57	Feb. 13	Van.	5-3	W	10-41-6
58	Feb. 15	at St. L	2-9	L	10-42-6
59	Feb. 17	at LA	1-7	L	10-43-6
60	Feb. 21	at Hart.	2-3	L	10-44-6
61	Feb. 22	Mtl	5-6	L	10-45-6
62	Feb. 24	St. L	1-6	L	10-46-6
63	Feb. 26	Pitt.	3-2	W	11-46-6
64	Feb. 28	at Tor.	4-5	L	11-47-6
65	Mar. 3	Buff.	3-3	T	11-47-7
66	Mar. 4	at Buff.	3-5	L	11-48-7
67	Mar. 7	at Winn.	3-6	L	11-49-7
68	Mar. 9	at Wash.	3-4	L	11-50-7
69	Mar. 10	at NJ	3-9	L	11-51-7
70	Mar. 13	Edm.	1-4	L	11-52-7
71	Mar. 15	Chi.	3-6	L	11-53-7
72	Mar. 17	Phila.	6-3	W	12-53-7
73	Mar. 18	at Mtl.	3-8	L	12-54-7
74	Mar. 21	at Hart.	1-4	L	12-55-7
75	Mar. 22	at Bos.	3-7	L	12-56-7
76	Mar. 24	Tor.	3-4*	L	12-57-7
77	Mar. 27	NYR	4-7	L	12-58-7
78	Mar. 29	Mtl.	2-5	L	12-59-7
79	Mar. 31	Hart.	2-3	L	12-60-7
80	Apr. 1	at Buff.	2-5	L	12-61-7

*Overtime Decision

1990-1991 QUEBEC NORDIQUES



16-50-14, 46 points, 5th Adams Div.

GM	DATE	OPP.	SCORE	W/L	REC.
1	Oct. 4	at Hart.	3-3	T	0-0-1
2	Oct. 6	at Bos.	1-7	L	0-1-1
3	Oct. 7	Bos.	2-5	L	0-2-1
4	Oct. 10	at Tor.	8-5	W	1-2-1
5	Oct. 12	at Buff.	4-2	W	2-2-1
6	Oct. 13	Buff.	4-4	T	2-2-2
7	Oct. 16	Hart.	1-1	T	2-2-3
8	Oct. 18	at Phila.	4-5	L	2-3-3
9	Oct. 20	Det.	5-3	W	3-3-3
10	Oct. 21	Van.	2-3	L	3-4-3
11	Oct. 25	at Pitt.	3-6	L	3-5-3
12	Oct. 27	NYR	1-4	L	3-6-3
13	Oct. 29	at NYR	0-5	L	3-7-3
14	Nov. 1	at Chi.	2-6	L	3-8-3
15	Nov. 3	Minn.	0-2	L	3-9-3
16	Nov. 6	Wash.	1-4	L	3-10-3
17	Nov. 8	at Minn.	2-3	L	3-11-3
18	Nov. 10	Phila.	2-5	L	3-12-3
19	Nov. 11	at Mtl.	4-5*	L	3-13-3
20	Nov. 13	at St. L	2-4	L	3-14-3
21	Nov. 15	at Bos.	0-6	L	3-15-3
22	Nov. 17	Chi.	2-7	L	3-16-3
23	Nov. 19	Mtl.	2-5	L	3-17-3
24	Nov. 21	at Hart.	4-4	T	3-17-4
25	Nov. 24	Winn.	4-11	L	3-18-4
26	Nov. 25	LA	4-4	T	3-18-5
27	Nov. 28	at Hart.	4-3	W	4-18-5
28	Dec. 1	Buff.	4-2	W	5-18-5
29	Dec. 2	Cgy.	5-5	T	5-18-6
30	Dec. 5	at Edm.	2-3	L	5-19-6
31	Dec. 7	at Cgy.	5-3	W	6-19-6
32	Dec. 10	at Van.	3-2*	W	7-19-6
33	Dec. 13	at Det.	2-5	L	7-20-6
34	Dec. 15	NYI	2-7	L	7-21-6
35	Dec. 18	Mtl.	6-4	W	8-21-6
36	Dec. 19	at Mtl.	1-1	T	8-21-7
37	Dec. 22	NJ	1-4	L	8-22-7
38	Dec. 23	at Buff.	3-10	L	8-23-7
39	Dec. 26	Hart.	1-4	L	8-24-7
40	Dec. 29	Wash.	4-3	W	9-24-7
41	Dec. 31	at NYI	3-6	L	9-25-7
42	Jan. 3	at St. L	7-8	L	9-26-7
43	Jan. 5	at Mtl.	0-3	L	9-27-7
44	Jan. 8	Bos.	4-2	W	10-27-7
45	Jan. 10	at Bos.	3-5	L	10-28-7
46	Jan. 12	St. L	4-4	T	10-28-8
47	Jan. 13	NYI	3-4	L	10-29-8
48	Jan. 17	at Phila.	1-5	L	10-30-8
49	Jan. 22	Tor.	4-4	T	10-30-9
50	Jan. 24	at NJ	1-6	L	10-31-9
51	Jan. 26	Pitt.	5-6	L	10-32-9
52	Jan. 29	Winn.	2-5	L	10-33-9
53	Jan. 31	at Buff.	4-1	W	11-33-9
54	Feb. 2	Minn.	4-6	L	11-34-9
55	Feb. 7	Mtl.	1-5	L	11-35-9
56	Feb. 9	NJ	3-1	W	12-35-9
57	Feb. 10	Bos.	4-7	L	12-36-9
58	Feb. 12				

YEAR-BY-YEAR TEAM RESULTS

1991-1992 QUEBEC NORDIQUES



20-48-12, 52 points, 5th Adams Div.

GM	DATE	OPP.	SCORE	W/L	REC.
1	Oct. 5	Hart.	4-2	W	1-0-0
2	Oct. 8	at NJ	5-6	L	1-1-0
3	Oct. 10	at Minn.	2-3	L	1-2-0
4	Oct. 12	Buff.	4-5	L	1-3-0
5	Oct. 13	NYI	1-1	T	1-3-1
6	Oct. 17	at Phila.	3-5	L	1-4-1
7	Oct. 19	Det.	1-6	L	1-5-1
8	Oct. 23	at Mtl.	2-3*	L	1-6-1
9	Oct. 24	Mtl.	0-5	L	1-7-1
10	Oct. 26	NYR	3-5	L	1-8-1
11	Oct. 29	Winn.	7-2	W	2-8-1
12	Oct. 31	at NYR	4-5	L	2-9-1
13	Nov. 2	SJ	6-3	W	3-9-1
14	Nov. 7	at Chi.	2-4	L	3-10-1
15	Nov. 10	Wash.	3-10	L	3-11-1
16	Nov. 12	at Hart.	4-5	L	3-12-1
17	Nov. 14	at Bos.	2-5	L	3-13-1
18	Nov. 16	Edm.	2-6	L	3-14-1
19	Nov. 18	Pitt.	3-7	L	3-15-1
20	Nov. 21	Mtl.	5-2	W	4-15-1
21	Nov. 23	at Mtl.	3-5	L	4-16-1
22	Nov. 25	Hart.	5-2	W	5-16-1
23	Nov. 27	at Buff.	4-4	T	5-16-2
24	Nov. 28	at St. L.	2-5	L	5-17-2
25	Nov. 30	Buff.	4-3	W	6-17-2
26	Dec. 3	Van.	3-0	W	7-17-2
27	Dec. 5	at Bos.	2-2	T	7-17-3
28	Dec. 7	LA	7-5	W	8-17-3
29	Dec. 10	Bos.	5-2	W	9-17-3
30	Dec. 12	at Det.	1-4	L	9-18-3
31	Dec. 14	St. L.	2-4	L	9-19-3
32	Dec. 17	at Wash.	1-3	L	9-20-3
33	Dec. 19	at Cgy.	5-5	T	9-20-4
34	Dec. 21	at SJ	1-4	L	9-21-4
35	Dec. 22	at Van.	6-6	T	9-21-5
36	Dec. 26	Mtl.	1-4	L	9-22-5
37	Dec. 28	Hart.	4-1	W	10-22-5
38	Dec. 30	Tor.	5-2	W	11-22-5
39	Jan. 2	at Hart.	1-4	L	11-23-5
40	Jan. 4	at NYI	2-5	L	11-24-5
41	Jan. 8	at Buff.	2-4	L	11-25-5
42	Jan. 9	at Bos.	4-5	L	11-26-5
43	Jan. 11	NYR	2-7	L	11-27-5
44	Jan. 14	Cgy.	3-5	L	11-28-5
45	Jan. 21	Van.	3-5	L	11-29-5
46	Jan. 23	at Chi.	2-4	L	11-30-5
47	Jan. 25	Winn.	2-1	W	12-30-5
48	Jan. 28	Bos.	2-4	L	12-31-5
49	Jan. 29	at Tor.	2-5	L	12-32-5
50	Jan. 31	at Winn.	4-4	T	12-32-6
51	Feb. 2	at Edm.	2-8	L	12-33-6
52	Feb. 5	at Cgy.	3-5	L	12-34-6
53	Feb. 8	Phila.	0-3	L	12-35-6
54	Feb. 9	NJ	1-2	L	12-36-6
55	Feb. 11	Wash.	3-4	L	12-37-6
56	Feb. 13	at Phila.	2-3	L	12-38-6
57	Feb. 15	at Mtl.	4-4	T	12-38-7
58	Feb. 18	Minn.	4-0	W	13-38-7
59	Feb. 20	at Pitt.	4-4	T	13-38-8
60	Feb. 22	at Hart.	0-4	L	13-39-8
61	Feb. 23	at Mtl.	3-3	T	13-39-9
62	Feb. 26	at SJ	4-7	L	13-40-9
63	Feb. 27	at LA	2-4	L	13-41-9
64	Mar. 3	Buff.	4-4	T	13-41-10
65	Mar. 5	at Hart.	10-4	W	14-41-10
66	Mar. 7	Det.	4-4	T	14-41-11
67	Mar. 9	Hart.	2-0	W	15-41-11
68	Mar. 11	Mtl.	5-4	W	16-41-11
69	Mar. 14	Bos.	4-5*	L	16-42-11
70	Mar. 15	at Buff.	4-6	L	16-43-11
71	Mar. 17	at Tor.	3-4*	L	16-44-11
72	Mar. 19	at Pitt.	3-6	L	16-45-11
73	Mar. 21	Minn.	4-2	W	17-45-11
74	Mar. 24	NYI	5-2	W	18-45-11
75	Mar. 26	Chi.	4-5*	L	18-46-11
76	Mar. 28	at NJ	2-5	L	18-47-11
77	Mar. 31	Bos.	4-5*	L	18-48-11
78	Apr. 12	at Bos.	1-1	T	18-48-12
79	Apr. 14	Buff.	7-3	W	19-48-12
80	Apr. 15	at Buff.	4-3	W	20-48-12

*Overtime Decision

1992-1993 QUEBEC NORDIQUES



47-27-10, 104 points, 2nd Adams Div.

GM	DATE	OPP.	SCORE	W/L	REC.
1	Oct. 8	at Buff.	5-4	W	1-0-0
2	Oct. 10	Ott.	9-2	W	2-0-0
3	Oct. 13	Phila.	6-3	W	3-0-0
4	Oct. 15	at Det.	4-2	W	4-0-0
5	Oct. 17	St. L.	5-6	L	4-1-0
6	Oct. 21	at St. L.	5-5	T	4-1-1
7	Oct. 22	at Minn.	2-5	L	4-2-1
8	Oct. 24	at TB	2-3	L	4-3-1
9	Oct. 27	TB	4-3	W	5-3-1
10	Oct. 29	at NYR	6-3	W	6-3-1
11	Oct. 31	Winn.	3-2	W	7-3-1
12	Nov. 3	at Hart.	3-3	T	7-3-2
13	Nov. 5	at Bos.	4-6	L	7-4-2
14	Nov. 7	Chi.	4-7	L	7-5-2
15	Nov. 8	Cgy.	5-5	T	7-5-3
16	Nov. 11	at Ott.	7-3	W	8-5-3
17	Nov. 12	at Pitt.	4-4	T	8-5-4
18	Nov. 14	NYR	6-3	W	9-5-4
19	Nov. 17	at Tor.	3-1	W	10-5-4
20	Nov. 19	Mtl.	4-3	W	11-5-4
21	Nov. 21	Hart.	8-2	W	12-5-4
22	Nov. 22	Wash.	4-6	L	12-6-4
23	Nov. 25	at Buff.	1-1	T	12-6-5
24	Nov. 26	at Tor.	5-4*	W	13-6-5
25	Nov. 28	NJ	3-6	L	13-7-5
26	Nov. 30	Bos.	3-4	L	13-8-5
27	Dec. 3	at Phila.	2-3*	L	13-9-5
28	Dec. 5	Minn.	4-7	L	13-10-5
29	Dec. 7	Buff.	4-3	W	14-10-5
30	Dec. 10	at LA	5-4	W	15-10-5
31	Dec. 12	at SJ	8-7*	W	16-10-5
32	Dec. 13	at Van.	3-3	T	16-10-6
33	Dec. 16	at Mtl.	5-1	W	17-10-6
34	Dec. 17	Mtl.	3-8	L	17-11-6
35	Dec. 20	NYI	5-3	W	18-11-6
36	Dec. 21	at Pitt.	4-7	L	18-12-6
37	Dec. 26	Ott.	4-2	W	19-12-6
38	Dec. 27	at Ott.	6-1	W	20-12-6
39	Dec. 29	NJ	4-1	W	21-12-6
40	Dec. 31	at Hart.	6-2	W	22-12-6
41	Jan. 2	Det.	2-6	L	22-13-6
42	Jan. 5	at NYI	2-1	W	23-13-6
43	Jan. 7	at Bos.	3-2*	W	24-13-6
44	Jan. 9	at Hart.	2-4	L	24-14-6
45	Jan. 14	Mtl.	3-5	L	24-15-6
46	Jan. 16	SJ	4-1	W	25-15-6
47	Jan. 19	at Ott.	5-2	W	26-15-6
48	Jan. 22	at Buff.	2-6	L	26-16-6
49	Jan. 23	Buff.	4-3	W	27-16-6
50	Jan. 26	Bos.	4-4	T	27-16-7
51	Jan. 28	at Phila.	6-3	W	28-16-7
52	Jan. 29	at Wash.	3-3	T	28-16-8
53	Feb. 2	LA	3-2	W	29-16-8
54	Feb. 3	Bos.	1-4	L	29-17-8
55	Feb. 9	Van.	1-5	L	29-18-8
56	Feb. 12	at Cgy.	4-4	T	29-18-9
57	Feb. 14	at Edm.	3-2*	W	30-18-9
58	Feb. 17	Ott.	6-4	W	31-18-9
59	Feb. 20	at TB	5-2	W	32-18-9
60	Feb. 21	at NJ	5-2	W	33-18-9
61	Feb. 23	Edm.	6-3	W	34-18-9
62	Feb. 25	NYI	6-4	W	35-18-9
63	Feb. 27	Hart.	3-5	L	35-19-9
64	Feb. 28	at Ott.	4-6	L	35-20-9
65	Mar. 2	at Winn.	7-4	W	36-20-9
66	Mar. 4	at Chi.	3-3	T	36-20-10
67	Mar. 6	NYR	10-2	W	37-20-10
68	Mar. 8	Hart.	2-4	L	37-21-10
69	Mar. 10	Buff.	4-7	L	37-22-10
70	Mar. 13	at Mtl.	5-2	W	38-22-10
71	Mar. 15	Tor.	4-2	W	39-22-10
72	Mar. 18	Mtl.	2-5	L	39-23-10
73	Mar. 20	at NJ	5-1	W	40-23-10
74	Mar. 23	at Wash.	1-5	L	40-24-10
75	Mar. 27	Phila.	8-3	W	41-24-10
76	Mar. 28	at NYR	3-2	W	42-24-10
77	Mar. 31	at Mtl.	6-2	W	43-24-10
78	Apr. 1	at Ott.	4-2	W	44-24-10
79	Apr. 3	Pitt.	3-5	L	44-25-10
80	Apr. 6	Bos.	1-7	L	44-26-10
81	Apr. 8	at Bos.	2-6	L	44-27-10
82	Apr. 10	Hart.	6-3	W	45-27-10
83	Apr. 11	at Buff.	3-1	W	46-27-10
84	Apr. 13	Ott.	6-2	W	47-27-10

*Overtime Decision

1993-1994 QUEBEC NORDIQUES



34-42-8, 76 points, 5th Northeast Div.

GM	DATE	OPP.	SCORE	W/L	REC.
1	Oct. 6	at Ott.	5-5	T	0-0-1
2	Oct. 9	at Bos.	3-7	L	0-1-1
3	Oct. 10	Pitt.	7-4	W	1-1-1
4	Oct. 13	at NYR	4-6	L	1-2-1
5	Oct. 16	at Mtl.	5-2	W	2-2-1
6	Oct. 18	Mtl.	2-4	L	2-3-1
7	Oct. 20	at Hart.	5-2	W	3-3-1
8	Oct. 21	at Chi.	2-3	L	3-4-1
9	Oct. 23	Dall.	3-2	W	4-4-1
10	Oct. 26	Phila.	2-4	L	4-5-1
11	Oct. 28	at Pitt.	7-3	W	5-5-1
12	Oct. 30	Det.	3-5	L	5-6-1
13	Nov. 2	TB	8-2	W	6-6-1
14	Nov. 4	at Phila.	1-4	L	6-7-1
15	Nov. 6	NYR	2-4	L	6-8-1
16	Nov. 7	Fla.	1-3	L	6-9-1
17	Nov. 9	at Wash.	1-2	L	6-10-1
18	Nov. 14	at TB	3-4	L	6-11-1
19	Nov. 19	at Fla.	5-2	W	7-11-1
20	Nov. 20	Winn.	5-5	T	7-11-2
21	Nov. 23	NJ	1-1	T	7-11-3
22	Nov. 25	LA	8-6	W	8-11-3
23	Nov. 27	Buff.	2-2	T	8-11-4
24	Nov. 30	Bos.	2-5	L	8-12-4
25	Dec. 3	at NYI	3-2	W	9-12-4
26	Dec. 4	Van.	3-1	W	10-12-4
27	Dec. 7	Cgy.	4-4	T	10-12-5
28	Dec. 9	at NJ	3-2	W	11-12-5
29	Dec. 11	Ott.	5-2	W	12-12-5
30	Dec. 13	Wash.	5-3	W	13-12-5
31	Dec. 16	at Phila.	2-3	L	13-13-5
32	Dec. 18	NJ	2-6	L	13-14-5
33	Dec. 19	SJ	7-5	W	14-14-5
34	Dec. 21	at Ott.	1-2	L	14-15-5
35	Dec. 23	at Winn.	2-5	L	14-16-5
36	Dec. 28	TB	1-4	L	14-17-5
37	Dec. 29	NYI	5-3	W	15-17-5
38	Dec. 31	at Pitt.	5-4	W	16-17-5
39	Jan. 2	at Dall.	6-4	W	17-17-5
40	Jan. 4	at LA	1-5	L	17-18-5
41	Jan. 5	Mtl.	0-4	L	17-19-5
42	Jan. 7	at Edm.	4-6	L	17-20-5
43	Jan. 11	at Cgy.	0-1	L	17-21-5
44	Jan. 12	at Van.	3-4	L	17-22-5
45	Jan. 15	Wash.	0-4	L	17-23-5
46	Jan. 18	Pitt.	6-3	W	18-23-5
47	Jan. 25	Phila.	6-4	W	19-23-5
48	Jan. 27	at Pitt.	0-3	L	19-24-5
49	Jan. 29	at Hart.	3-2	W	20-24-5
50	Jan. 31	at Bos.	3-4	L	20-25-5
51	Feb. 1	Hart.	1-2	L	20-26-5
52	Feb. 3				

YEAR-BY-YEAR TEAM RESULTS

1994-1995 QUEBEC NORDIQUES



30-13-5, 65 points, 1st Northeast Div.

GM	DATE	OPP.	SCORE	W/L	REC.
1	Jan. 21	at Phila.	3-1	W	1-0-0
2	Jan. 24	Wash.	5-1	W	2-0-0
3	Jan. 27	at Buff.	7-3	W	3-0-0
4	Jan. 28	NYR	2-0	W	4-0-0
5	Jan. 31	Phila.	5-2	W	5-0-0
6	Feb. 2	at NJ	4-5	L	5-1-0
7	Feb. 4	NJ	2-0	W	6-1-0
8	Feb. 5	Hart.	3-1	W	7-1-0
9	Feb. 8	at Hart.	3-2	W	8-1-0
10	Feb. 9	at Bos.	4-3	W	9-1-0
11	Feb. 11	Ott.	5-2	W	10-1-0
12	Feb. 14	at NYI	3-2	W	11-1-0
13	Feb. 16	at Phila.	4-2	W	12-1-0
14	Feb. 18	at Wash.	2-4	L	12-2-0
15	Feb. 19	at Fla.	4-1	W	13-2-0
16	Feb. 21	at Pitt.	4-5	L	13-3-0
17	Feb. 23	Phila.	6-6	T	13-3-1
18	Feb. 25	Bos.	1-1	T	13-3-2
19	Feb. 27	Pitt.	5-7	L	13-4-2
20	Mar. 1	TB	8-2	W	14-4-2
21	Mar. 4	Buff.	1-1	T	14-4-3
22	Mar. 6	NJ	6-3	W	15-4-3
23	Mar. 7	at Pitt.	5-4	W	16-4-3
24	Mar. 9	at Hart.	1-2	L	16-5-3
25	Mar. 11	NYI	2-1	W	17-5-3
26	Mar. 16	Pitt.	3-2	W	18-5-3
27	Mar. 18	at Mtl.	4-5	L	18-6-3
28	Mar. 20	Fla.	5-4*	W	19-6-3
29	Mar. 22	Bos.	6-2	W	20-6-3
30	Mar. 25	NYR	2-1	W	21-6-3
31	Mar. 26	at Ott.	11-4	W	22-6-3
32	Mar. 28	at Buff.	3-5	L	22-7-3
33	Mar. 30	at NYR	5-4	W	23-7-3
34	Mar. 31	at Wash.	4-6	L	23-8-3
35	Apr. 2	Ott.	7-5	W	24-8-3
36	Apr. 5	at Mtl.	5-6	L	24-9-3
37	Apr. 6	Mtl.	3-2	W	25-9-3
38	Apr. 8	at Ott.	2-2	T	25-9-4
39	Apr. 12	at Bos.	4-0	W	26-9-4
40	Apr. 14	Buff.	5-2	W	27-9-4
41	Apr. 16	Wash.	4-2	W	28-9-4
42	Apr. 18	at NYI	2-5	L	28-10-4
43	Apr. 20	at TB	2-5	L	28-11-4
44	Apr. 22	at Fla.	2-4	L	28-12-4
45	Apr. 26	Mtl.	1-1	T	28-12-5
46	Apr. 29	TB	4-1	W	29-12-5
47	Apr. 30	at NJ	2-4	L	29-13-5
48	May 3	Hart.	4-1	W	30-13-5

*Overtime Decision

1995-1996 COLORADO AVALANCHE



47-25-10, 104 points, 1st Pacific Div.

GM	DATE	OPP.	SCORE	W/L	REC.
1	Oct. 6	Det.	3-2	W	1-0-0
2	Oct. 7	at LA	2-4	L	1-1-0
3	Oct. 9	Pitt.	6-6	T	1-1-1
4	Oct. 11	Bos.	3-1	W	2-1-1
5	Oct. 13	at Wash.	1-3	L	2-2-1
6	Oct. 14	at St. L	1-4	L	2-3-1
7	Oct. 18	Wash.	4-2	W	3-3-1
8	Oct. 23	Ana.	3-1	W	4-3-1
9	Oct. 25	at Cgy.	3-2	W	5-3-1
10	Oct. 27	Buff.	5-4	W	6-3-1
11	Oct. 30	at Dall.	6-1	W	7-3-1
12	Nov. 1	Cgy.	6-1	W	8-3-1
13	Nov. 3	at Winn.	5-2	W	9-3-1
14	Nov. 5	at Chi.	7-3	W	10-3-1
15	Nov. 9	Dall.	1-1	T	10-3-2
16	Nov. 11	at Van.	8-4	W	11-3-2
17	Nov. 15	at Ana.	3-7	L	11-4-2
18	Nov. 17	at Cgy.	5-3	W	12-4-2
19	Nov. 18	Cgy.	5-2	W	13-4-2
20	Nov. 20	at Edm.	3-3	T	13-4-3
21	Nov. 22	Chi.	6-2	W	14-4-3
22	Nov. 25	at Mtl	2-2	T	14-4-4
23	Nov. 28	at NYI	7-3	W	15-4-4
24	Nov. 29	at NJ	3-4*	L	15-5-4
25	Dec. 1	at NYR	3-5	L	15-6-4
26	Dec. 3	Dal.	6-7	L	15-7-4
27	Dec. 5	SJ	12-2	W	16-7-4
28	Dec. 7	Edm.	3-5	L	16-8-4
29	Dec. 9	at Ott.	7-3	W	17-8-4
30	Dec. 11	at Tor.	5-1	W	18-8-4
31	Dec. 13	at Buff.	3-4	L	18-9-4
32	Dec. 15	at Hart.	2-4	L	18-10-4
33	Dec. 18	Van.	2-4	L	18-11-4
34	Dec. 20	at Edm.	4-1	W	19-11-4
35	Dec. 22	St. L	2-1	W	20-11-4
36	Dec. 23	at LA	2-2	T	20-11-5
37	Dec. 26	at SJ	5-1	W	21-11-5
38	Dec. 29	Tor.	3-2	W	22-11-5
39	Jan. 3	NJ	0-1	L	22-12-5
40	Jan. 4	Phila.	2-2	T	22-12-6
41	Jan. 6	at Tor.	2-5	L	22-13-6
42	Jan. 9	at Bos.	3-0	W	23-13-6
43	Jan. 10	Fla.	4-4	T	23-13-7
44	Jan. 14	Cgy.	4-4	T	23-13-8
45	Jan. 16	at Pitt.	5-2	W	24-13-8
46	Jan. 17	at Det.	2-3	L	24-14-8
47	Jan. 22	NYI	4-3	W	25-14-8
48	Jan. 25	Van.	2-2	T	25-14-9
49	Jan. 27	at SJ	4-3*	W	26-14-9
50	Jan. 31	at Ana.	1-2	L	26-15-9
51	Feb. 1	Winn.	6-4	W	27-15-9
52	Feb. 3	NYR	7-1	W	28-15-9
53	Feb. 5	Mtl.	4-2	W	29-15-9
54	Feb. 7	TB	4-4	T	29-15-10
55	Feb. 9	Hart.	2-3*	L	29-16-10
56	Feb. 11	at Phila.	5-3	W	30-16-10
57	Feb. 15	at TB	2-4	L	30-17-10
58	Feb. 16	at Fla.	5-4*	W	31-17-10
59	Feb. 19	Edm.	7-5	W	32-17-10
60	Feb. 23	LA	6-2	W	33-17-10
61	Feb. 25	Ott.	4-2	W	34-17-10
62	Feb. 26	Ana.	3-2	W	35-17-10
63	Feb. 29	at Chi.	3-4	L	35-18-10
64	Mar. 1	Chi.	5-3	W	36-18-10
65	Mar. 3	Tor.	4-0	W	37-18-10
66	Mar. 5	SJ	3-5	L	37-19-10
67	Mar. 8	Det.	2-4	L	37-20-10
68	Mar. 9	at Van.	7-5	W	38-20-10
69	Mar. 13	at Ana.	0-4	L	38-21-10
70	Mar. 17	Edm.	8-1	W	39-21-10
71	Mar. 19	at Van.	4-3	W	40-21-10
72	Mar. 20	at LA	5-2	W	41-21-10
73	Mar. 22	at Det.	0-7	L	41-22-10
74	Mar. 24	at Winn.	5-2	W	42-22-10
75	Mar. 27	Winn.	1-3	L	42-23-10
76	Mar. 28	at SJ	8-3	W	43-23-10
77	Apr. 3	St. L	3-6	L	43-24-10
78	Apr. 6	SJ	5-1	W	44-24-10
79	Apr. 7	at Dal.	4-1	W	45-24-10
80	Apr. 10	Ana.	7-3	W	46-24-10
81	Apr. 11	at St. L	3-2	W	47-24-10
82	Apr. 14	LA	4-5*	L	47-25-10

*Overtime Decision

1996-1997 COLORADO AVALANCHE



49-24-9, 107 points, 1st Pacific Div.

GM	DATE	OPP.	SCORE	W/L	REC.
1	Oct. 4	at St. L	2-4	L	0-1-0
2	Oct. 5	at Dal.	1-4	L	0-2-0
3	Oct. 8	SJ	6-0	W	1-2-0
4	Oct. 10	Ana.	6-6	T	1-2-1
5	Oct. 11	at Chi.	2-0	W	2-2-1
6	Oct. 15	Edm.	7-2	W	3-2-1
7	Oct. 17	Fla.	1-2	L	3-3-1
8	Oct. 19	Van.	9-2	W	4-3-1
9	Oct. 22	at Cgy.	1-5	L	4-4-1
10	Oct. 23	at Van.	4-1	W	5-4-1
11	Oct. 26	at Edm.	4-2	W	6-4-1
12	Oct. 28	Wash.	1-0	W	7-4-1
13	Oct. 30	St. L	6-3	W	8-4-1
14	Nov. 2	Buff.	0-0	T	8-4-2
15	Nov. 3	at Ana.	1-1	T	8-4-3
16	Nov. 6	at Edm.	4-1	W	9-4-3
17	Nov. 8	at Phx.	4-1	W	10-4-3
18	Nov. 9	Mtl.	5-2	W	11-4-3
19	Nov. 11	at NYI	6-2	W	12-4-3
20	Nov. 13	at Det.	4-1	W	13-4-3
21	Nov. 14	at Buff.	4-5	L	13-5-3
22	Nov. 16	Hart.	4-4	T	13-5-4
23	Nov. 20	Phx.	6-0	W	14-5-4
24	Nov. 22	NYI	3-2	W	15-5-4
25	Nov. 27	NYR	2-5	L	15-6-4
26	Nov. 30	NJ	2-1	W	16-6-4
27	Dec. 4	Edm.	2-0	W	17-6-4
28	Dec. 6	St. L	3-4	L	17-7-4
29	Dec. 7	at LA	2-4	L	17-8-4
30	Dec. 11	at Van.	6-1	W	18-8-4
31	Dec. 14	at Cgy.	1-4	L	18-9-4
32	Dec. 17	Det.	4-3	W	19-9-4
33	Dec. 18	at Edm.	4-4	T	19-9-5
34	Dec. 21	Tor.	2-6	L	19-10-5
35	Dec. 23	Cgy.	4-3	W	20-10-5
36	Dec. 28	at LA	5-2	W	21-10-5
37	Dec. 29	Dal.	3-2	W	22-10-5
38	Dec. 31	at Chi.	4-1	W	23-10-5
39	Jan. 2	Cgy.	3-2	W	24-10-5
40	Jan. 4	Phila.	4-4	T	24-10-6
41	Jan. 6	at NYR	2-2	T	24-10-7
42	Jan. 8	at NJ	1-1	T	24-10-8
43	Jan. 9	at Ott.	2-0	W	25-10-8
44	Jan. 11	at Tor.	3-2	W	26-10-8
45	Jan. 15	TB	4-2	W	27-10-8
46	Jan. 20	at Fla.	4-2	W	28-10-8
47	Jan. 21	at TB	2-3*	L	28-11-8
48	Jan. 23	at Pitt.	4-3*	W	29-11-8
49	Jan. 25	at Bos.	1-4	L	29-12-8
50	Jan. 27	at Tor.	5-2	W	30-12-8
51	Jan. 29	LA	6-3	W	31-12-8
52	Feb. 1	at SJ	1-2	L	31-13-8
53	Feb. 2	at Ana.	5-2	W	32-13-8
54	Feb. 8	Chi.	2-4	L	32-14-8
55	Feb. 11	LA	3-1	W	33-14-8
56	Feb. 13	at Phx.	3-2	W	34-14-8
57	Feb. 15	at St. L	5-2	W	35-14-8
58	Feb. 18	Bos.	3-2*	W	36-14-8
59	Feb. 21	at Edm.	4-3*	W	37-14-8
60	Feb. 23	Ott.	4-3	W	38-14-8
61	Feb. 25	at LA	1-3	L	38-15-8
62	Feb. 27	Dal.	2-6	L	38-16-8
63	Mar. 1	Chi.	2-1	W	39-16-8
64	Mar. 3	Van.	5-1	W	40-16-8
65	Mar. 5	at Mtl.	7-3	W	41-16-8
66	Mar. 6	at Wash.	3-6	L	41-17-8
67	Mar. 9	Ana.	2-2	T	41-17-9
68	Mar. 12	Cgy.	2-3	L	41-18-9
69	Mar. 14	Pitt.	6-3	W	42-18-9
70	Mar. 16	Det.	4-2	W	43-18-9
71	Mar. 18	Van.	4-2	W	44-18-9
72	Mar. 21	Ana.	4-3	W	45-18-9
73	Mar. 23	at Phila.	0-2	L	45-19-9
74	Mar. 25	at Hart.	4-0	W	46-19-9
75	Mar. 26	at Det.	5-6*	L	46-20-9
76	Mar. 29	Tor.	2-3	L	46-21-9
77	Apr. 2	at Cgy.	5-1	W	47-21-9
78	Apr. 4	at SJ	6-7*	L	47-22-9
79	Apr. 6	Phx.	2-1	W	48-22-9
80	Apr. 9	SJ	1-4	L	48-23-9
81	Apr. 11	at Dal.	2-1	W	49-23-9
82	Apr. 13	LA	2-4	L	49-24-9

*Overtime Decision

YEAR-BY-YEAR TEAM RESULTS

1997-1998 COLORADO AVALANCHE



39-26-17, 95 points, 1st Pacific Div.

GM	DATE	OPP.	SCORE	W/L	REC.
1	Oct. 1	Dal.	2-2	T	0-0-1
2	Oct. 3	at Cgy.	4-1	W	1-0-1
3	Oct. 5	at Edm.	3-0	W	2-0-1
4	Oct. 7	Bos.	3-2	W	3-0-1
5	Oct. 9	SJ	3-2	W	4-0-1
6	Oct. 11	Phx.	3-3	T	4-0-2
7	Oct. 15	at Edm.	6-2	W	5-0-2
8	Oct. 17	at Cgy.	5-6*	L	5-1-2
9	Oct. 19	at Van.	4-4	T	5-1-3
10	Oct. 22	Wash.	4-3	W	6-1-3
11	Oct. 24	Car.	3-3	T	6-1-4
12	Oct. 25	at Dal.	1-3	L	6-2-4
13	Oct. 28	Buff.	3-2	W	7-2-4
14	Oct. 30	at St. L.	2-2	T	7-2-5
15	Nov. 1	Cgy.	3-3	T	7-2-6
16	Nov. 5	NYR	2-4	L	7-3-6
17	Nov. 8	St. L.	4-1	W	8-3-6
18	Nov. 11	at Det.	2-0	W	9-3-6
19	Nov. 13	at Phila.	2-1	W	10-3-6
20	Nov. 14	at NJ	1-4	L	10-4-6
21	Nov. 16	at NYR	1-4	L	10-5-6
22	Nov. 18	at Wash.	6-6	T	10-5-7
23	Nov. 21	Tor.	3-1	W	11-5-7
24	Nov. 23	LA	1-2*	L	11-6-7
25	Nov. 26	at TB	3-3	T	11-6-8
26	Nov. 28	at Fla.	3-2	W	12-6-8
27	Nov. 29	at Car.	3-2	W	13-6-8
28	Dec. 2	Edm.	4-2	W	14-6-8
29	Dec. 4	at Chi.	2-1	W	15-6-8
30	Dec. 6	Van.	6-4	W	16-6-8
31	Dec. 8	at Mtl.	2-4	L	16-7-8
32	Dec. 10	at Tor.	2-2	T	16-7-9
33	Dec. 12	at Cgy.	1-3	L	16-8-9
34	Dec. 13	at Van.	5-2	W	17-8-9
35	Dec. 15	Tor.	3-2	W	18-8-9
36	Dec. 17	Det.	2-2	T	18-8-10
37	Dec. 19	Pitt.	3-3	T	18-8-11
38	Dec. 23	LA	5-1	W	19-8-11
39	Dec. 27	at Edm.	5-1	W	20-8-11
40	Dec. 29	Mtl.	1-1	T	20-8-12
41	Dec. 31	NYI	3-1	W	21-8-12
42	Jan. 2	at Buff.	2-2	T	21-8-13
43	Jan. 3	at Pitt.	5-4*	W	22-8-13
44	Jan. 6	Cgy.	1-3	L	22-9-13
45	Jan. 8	Van.	4-4	T	22-9-14
46	Jan. 10	Ott.	3-3	T	22-9-15
47	Jan. 12	Fla.	3-1	W	23-9-15
48	Jan. 14	at Ana.	2-0	W	24-9-15
49	Jan. 15	SJ	2-2	T	24-9-16
50	Jan. 21	at Dal.	2-3	L	24-10-16
51	Jan. 22	Ana.	3-4	L	24-11-16
52	Jan. 24	Dal.	2-3	L	24-12-16
53	Jan. 26	Edm.	2-1*	W	25-12-16
54	Jan. 28	Van.	6-1	W	26-12-16
55	Jan. 31	at SJ	2-5	L	26-13-16
56	Feb. 2	at Van.	2-1	W	27-13-16
57	Feb. 5	Chi.	4-2	W	28-13-16
58	Feb. 7	Phila.	3-2	W	29-13-16
59	Feb. 25	at Phx.	4-2	W	30-13-16
60	Feb. 26	Phx.	3-0	W	31-13-16
61	Feb. 28	Chi.	0-4	L	31-14-16
62	Mar. 2	Edm.	4-5*	L	31-15-16
63	Mar. 4	at Tor.	5-3	W	32-15-16
64	Mar. 5	at Ott.	2-4	L	32-16-16
65	Mar. 7	at NYI	4-2	W	33-16-16
66	Mar. 9	TB	1-2	L	33-17-16
67	Mar. 11	St. L.	3-2	W	34-17-16
68	Mar. 14	at LA	2-5	L	34-18-16
69	Mar. 15	at Ana.	3-5	L	34-19-16
70	Mar. 19	at Phx.	4-3	W	35-19-16
71	Mar. 21	at SJ	2-0	W	36-19-16
72	Mar. 26	NJ	0-2	L	36-20-16
73	Mar. 28	Ana.	5-3	W	37-20-16
74	Mar. 30	at Bos.	1-4	L	37-21-16
75	Apr. 1	at Det.	0-2	L	37-22-16
76	Apr. 2	at Chi.	1-2	L	37-23-16
77	Apr. 4	at St. L.	1-4	L	37-24-16
78	Apr. 6	LA	1-3	L	37-25-16
79	Apr. 11	at LA	3-4	L	37-26-16
80	Apr. 13	at Ana.	2-2	T	37-26-17
81	Apr. 16	SJ	4-1	W	38-26-17
82	Apr. 18	Det.	4-3	W	39-26-17

*Overtime Decision

1998-1999 COLORADO AVALANCHE



44-28-10, 98 pts, 1st Northwest Div.

GM	DATE	OPP.	SCORE	W/L	REC.
1	Oct. 10	Ott.	3-4	L	0-1-0
2	Oct. 12	Buff.	0-3	L	0-2-0
3	Oct. 14	Bos.	0-3	L	0-3-0
4	Oct. 15	at Phx.	2-5	L	0-4-0
5	Oct. 18	at LA	5-5	T	0-4-1
6	Oct. 24	Edm.	6-4	W	1-4-1
7	Oct. 26	Phx.	1-5	L	1-5-1
8	Oct. 29	SJ	4-2	W	2-5-1
9	Oct. 31	at Nash.	2-3	L	2-6-1
10	Nov. 2	at Car.	3-2	W	3-6-1
11	Nov. 4	at Tor.	0-3	L	3-7-1
12	Nov. 6	at Edm.	5-2	W	4-7-1
13	Nov. 8	at Cgy.	1-3	L	4-8-1
14	Nov. 10	at Phx.	1-1	T	4-8-2
15	Nov. 13	TB	8-1	W	5-8-2
16	Nov. 15	at Van.	2-1	W	6-8-2
17	Nov. 17	NYI	5-2	W	7-8-2
18	Nov. 19	Van.	0-5	L	7-9-2
19	Nov. 21	at Mtl.	3-2	W	8-9-2
20	Nov. 25	at Edm.	0-3	L	8-10-2
21	Nov. 28	NJ	2-3	L	8-11-2
22	Dec. 2	Det.	4-2	W	9-11-2
23	Dec. 4	St. L.	2-0	W	10-11-2
24	Dec. 5	at St. L.	3-1	W	11-11-2
25	Dec. 8	at NYI	2-1	W	12-11-2
26	Dec. 9	at NYR	2-1	W	13-11-2
27	Dec. 12	at NJ	3-5	L	13-12-2
28	Dec. 14	St. L.	0-0	T	13-12-3
29	Dec. 17	at Van.	1-2	L	13-13-3
30	Dec. 19	at SJ	1-2	L	13-14-3
31	Dec. 21	at Ana.	4-2	W	14-14-3
32	Dec. 22	Ana.	0-1	L	14-15-3
33	Dec. 26	Dal.	2-4	L	14-16-3
34	Dec. 27	at Cgy.	2-1	W	15-16-3
35	Dec. 29	at Van.	4-2	W	16-16-3
36	Dec. 31	NYR	3-6	L	16-17-3
37	Jan. 2	at LA	2-4	L	16-18-3
38	Jan. 4	Mtl.	4-3	W	17-18-3
39	Jan. 6	Fla.	2-2	T	17-18-4
40	Jan. 9	at Det.	2-3	L	17-19-4
41	Jan. 10	at Chi.	3-2*	W	18-19-4
42	Jan. 12	Chi.	4-1	W	19-19-4
43	Jan. 16	St. L.	2-0	W	20-19-4
44	Jan. 19	at LA	5-4	W	21-19-4
45	Jan. 21	Cgy.	4-2	W	22-19-4
46	Jan. 27	at Ana.	4-3	W	23-19-4
47	Jan. 28	Ana.	6-2	W	24-19-4
48	Jan. 30	SJ	5-0	W	25-19-4
49	Feb. 2	at Bos.	3-2	W	26-19-4
50	Feb. 3	at Buff.	5-3	W	27-19-4
51	Feb. 5	at Det.	3-1	W	28-19-4
52	Feb. 7	at Dal.	3-0	W	29-19-4
53	Feb. 9	Cgy.	1-2	L	29-20-4
54	Feb. 13	Phx.	1-4	L	29-21-4
55	Feb. 14	Phila.	4-4	T	29-21-5
56	Feb. 19	at Nash.	4-4	T	29-21-6
57	Feb. 21	at Dal.	1-1	T	29-21-7
58	Feb. 23	Van.	4-4	T	29-21-8
59	Feb. 25	Pitt.	2-3	L	29-22-8
60	Feb. 27	Nash.	3-1	W	30-22-8
61	Mar. 1	Edm.	3-4	L	30-23-8
62	Mar. 3	at Fla.	7-5	W	31-23-8
63	Mar. 4	at TB	1-2	L	31-24-8
64	Mar. 7	at Pitt.	3-1	W	32-24-8
65	Mar. 9	at Wash.	3-2*	W	33-24-8
66	Mar. 11	at Phila.	5-3	W	34-24-8
67	Mar. 14	Det.	1-3	L	34-25-8
68	Mar. 18	Car.	3-2	W	35-25-8
69	Mar. 20	Chi.	5-5	T	35-25-9
70	Mar. 21	at Chi.	3-4	L	35-26-9
71	Mar. 24	Van.	5-2	W	36-26-9
72	Mar. 26	Wash.	3-1	W	37-26-9
73	Mar. 28	LA	7-2	W	38-26-9
74	Mar. 30	Cgy.	3-3	T	38-26-10
75	Mar. 31	at SJ	3-2	W	39-26-10
76	Apr. 3	Edm.	5-2	W	40-26-10
77	Apr. 5	LA	4-1	W	41-26-10
78	Apr. 7	Nash.	4-1	W	42-26-10
79	Apr. 11	at St. L.	4-2	W	43-26-10
80	Apr. 15	at Cgy.	1-5	L	43-27-10
81	Apr. 16	at Edm.	1-5	L	43-28-10
82	Apr. 18	Dal.	2-1	W	44-28-10

*Overtime Decision

1999-2000 COLORADO AVALANCHE



42-28-11-1, 98 points, 1st Northwest Div.

GM	DATE	OPP.	SCORE	W/L	REC.
1	Oct. 5	at Nash.	3-2	W	1-0-0
2	Oct. 6	at Tor.	1-2	L	1-1-0
3	Oct. 8	at Pitt.	3-3	T	1-1-1
4	Oct. 10	at NYI	2-4	L	1-2-1
5	Oct. 11	at Bos.	3-3	T	1-2-2
6	Oct. 13	Bos.	2-1	W	2-2-2
7	Oct. 16	Ott.	3-1	W	3-2-2
8	Oct. 20	at Mtl.	2-1	W	4-2-2
9	Oct. 21	at Ott.	1-4	L	4-3-2
10	Oct. 23	at Atl.	3-2*	W	5-3-2
11	Oct. 27	at LA	3-5	L	5-4-2
12	Oct. 28	at Phila.	4-5*	OL	5-5-2
13	Oct. 30	Phx.	3-5	L	5-6-2
14	Nov. 3	St. L.	5-0	W	6-6-2
15	Nov. 5	NYR	4-1	W	7-6-2
16	Nov. 11	at LA	2-5	L	7-7-2
17	Nov. 13	at Cgy.	5-2	W	8-7-2
18	Nov. 15	at Van.	2-2	T	8-7-3
19	Nov. 17	Fla.	1-2	L	8-8-3
20	Nov. 19	NYI	2-3	L	8-9-3
21	Nov. 22	at Dal.	3-2*	W	9-9-3
22	Nov. 23	LA	2-6	L	9-10-3
23	Nov. 26	at Phx.	0-7	L	9-11-3
24	Nov. 27	Cgy.	7-1	W	10-11-3
25	Nov. 30	at Van.	4-2	W	11-11-3
26	Dec. 1	at Edm.	1-3	L	11-12-3
27	Dec. 4	Car.	3-1	W	12-12-3
28	Dec. 6	Van.	5-2	W	13-12-3
29	Dec. 8	at SJ	2-4	L	13-13-3
30	Dec. 10	at Ana.	2-1	W	14-13-3
31	Dec. 12	at Van.	3-2*	W	15-13-3
32	Dec. 15	Ana.	2-4	L	15-14-3
33	Dec. 17	at Det.	2-5	L	15-15-3
34	Dec. 18	at Nash.	2-2	T	15-15-4
35	Dec. 20	at Car.	4-2	W	16-15-4
36	Dec. 23	at Buff.	1-2	L	16-16-4
37	Dec. 27	St. L.	5-1	W	17-16-4
38	Dec. 29	LA	4-2	W	18-16-4
39	Jan. 3	Edm.	2-2	T	18-16-5
40	Jan. 5	Cgy.	4-0	W	19-16-5
41	Jan. 7	Mtl.	4-1	W	20-16-5
42	Jan. 9	at Chi.	3-5	L	20-17-5
43	Jan. 11	Nash.	4-2	W	21-17-5
44	Jan. 13	Pitt.	4-3	W	22-17-5
45	Jan. 15	Chi.	3-1	W	23-17-5
46	Jan. 17	Phx.	2-0	W	24-17-5
47	Jan. 19	SJ	0-0	T	24-17-6
48	Jan. 21	at Ana.	3-3	T	24-17-7
49	Jan. 23	at LA	2-3	L	24-18-7
50	Jan. 25	at SJ	4-3	W	25-18-7
51	Jan. 27	at Chi.	4-6	L	25-19-7

YEAR-BY-YEAR TEAM RESULTS

2000-2001 COLORADO AVALANCHE



52-16-10-4, 118 pts, 1st Northwest Div.

GM	DATE	OPP.	SCORE	W/L	REC.
1	Oct. 4	at Dal.	2-2	T	0-0-1-0
2	Oct. 7	at Edm.	1-1	T	0-0-2-0
3	Oct. 10	at Cgy.	3-1	W	1-0-2-0
4	Oct. 12	at Van.	5-2	W	2-0-2-0
5	Oct. 14	Cbj.	3-1	W	3-0-2-0
6	Oct. 17	at Wash.	4-3*	W	4-0-2-0
7	Oct. 18	at Cbj.	5-1	W	5-0-2-0
8	Oct. 20	Fla.	5-1	W	6-0-2-0
9	Oct. 25	Nash.	2-1*	W	7-0-2-0
10	Oct. 26	at Chi.	2-0	W	8-0-2-0
11	Oct. 28	Edm.	4-2	W	9-0-2-0
12	Oct. 30	Phx.	0-4	L	9-1-2-0
13	Nov. 1	at Van.	3-4	L	9-2-2-0
14	Nov. 3	Car.	5-3	W	10-2-2-0
15	Nov. 7	Minn.	2-0	W	11-2-2-0
16	Nov. 9	St. L.	3-3	T	11-2-3-0
17	Nov. 11	Ana.	3-1	W	12-2-3-0
18	Nov. 13	Pitt.	3-2*	W	13-2-3-0
19	Nov. 15	at Ana.	3-0	W	14-2-3-0
20	Nov. 16	at Phx.	3-6	L	14-3-3-0
21	Nov. 18	at LA	4-6	L	14-4-3-0
22	Nov. 22	Cbj.	5-2	W	15-4-3-0
23	Nov. 25	Cgy.	3-2*	W	16-4-3-0
24	Nov. 29	Phx.	2-1	W	17-4-3-0
25	Dec. 1	Dal.	4-2	W	18-4-3-0
26	Dec. 3	at NYR	6-3	W	19-4-3-0
27	Dec. 5	at NJ	1-6	L	19-5-3-0
28	Dec. 8	at TB	2-0	W	20-5-3-0
29	Dec. 9	at Fla.	4-2	W	21-5-3-0
30	Dec. 11	TB	2-2	T	21-5-4-0
31	Dec. 13	Phila.	3-3	T	21-5-5-0
32	Dec. 15	Det.	3-5	L	21-6-5-0
33	Dec. 19	Cgy.	0-3	L	21-7-5-0
34	Dec. 21	LA	5-2	W	22-7-5-0
35	Dec. 23	Van.	3-2*	W	23-7-5-0
36	Dec. 26	at Nash.	2-5	L	23-8-5-0
37	Dec. 27	Edm.	3-2	W	24-8-5-0
38	Dec. 29	Nash.	3-1	W	25-8-5-0
39	Jan. 2	LA	6-2	W	26-8-5-0
40	Jan. 4	SJ	2-2	T	26-8-6-0
41	Jan. 6	at Car.	2-2	T	26-8-7-0
42	Jan. 7	at Det.	3-4*	OL	26-8-7-1
43	Jan. 10	at Cbj.	4-2	W	27-8-7-1
44	Jan. 12	at Minn.	5-0	W	28-8-7-1
45	Jan. 14	at Chi.	2-2	T	28-8-8-1
46	Jan. 16	NYI	4-1	W	29-8-8-1
47	Jan. 18	Van.	7-3	W	30-8-8-1
48	Jan. 20	at SJ	2-1	W	31-8-8-1
49	Jan. 21	at Ana.	4-2	W	32-8-8-1
50	Jan. 26	Chi.	5-2	W	33-8-8-1
51	Jan. 27	at Nash.	5-1	W	34-8-8-1
52	Jan. 30	at SJ	3-1	W	35-8-8-1
53	Feb. 1	at Van.	3-5	L	35-9-8-1
54	Feb. 7	Wash.	1-3	L	35-10-8-1
55	Feb. 9	Cgy.	3-5	L	35-11-8-1
56	Feb. 10	St. L.	3-4*	OL	35-11-8-2
57	Feb. 13	at Mtl.	3-2*	W	36-11-8-2
58	Feb. 15	at Ott.	1-4	L	36-12-8-2
59	Feb. 17	at Tor.	5-5	T	36-12-9-2
60	Feb. 19	at Pitt.	5-1	W	37-12-9-2
61	Feb. 21	Bos.	8-2	W	38-12-9-2
62	Feb. 23	Minn.	4-1	W	39-12-9-2
63	Feb. 25	Atl.	5-2	W	40-12-9-2
64	Mar. 3	Buff.	2-3*	OL	40-12-9-3
65	Mar. 4	at Phx.	5-0	W	41-12-9-3
66	Mar. 6	at Atl.	4-2	W	42-12-9-3
67	Mar. 8	at St. L.	5-2	W	43-12-9-3
68	Mar. 10	at Dal.	2-3*	OL	43-12-9-4
69	Mar. 11	Dal.	3-2	W	44-12-9-4
70	Mar. 13	NJ	3-6	L	44-13-9-4
71	Mar. 17	Det.	5-3	W	45-13-9-4
72	Mar. 18	Minn.	4-3	W	46-13-9-4
73	Mar. 20	SJ	4-1	W	47-13-9-4
74	Mar. 22	at St. L.	3-1	W	48-13-9-4
75	Mar. 24	at Bos.	4-2	W	49-13-9-4
76	Mar. 28	at Edm.	1-4	L	49-14-9-4
77	Mar. 29	at Cgy.	1-0	W	50-14-9-4
78	Mar. 31	at LA	0-4	L	50-15-9-4
79	Apr. 2	Edm.	5-3	W	51-15-9-4
80	Apr. 4	Ana.	1-1	T	51-15-10-4
81	Apr. 7	at Det.	3-4	L	51-16-10-4
82	Apr. 8	at Minn.	4-2	W	52-16-10-4

*Overtime Decision

2001-2002 COLORADO AVALANCHE



45-28-8-1, 99 points, 1st Northwest Div.

GM	DATE	OPP.	SCORE	W/L	REC.
1	Oct. 3	at Pitt.	3-1	W	1-0-0-0
2	Oct. 9	Van.	5-4	W	2-0-0-0
3	Oct. 11	at Edm.	3-5	L	2-1-0-0
4	Oct. 13	at Van.	0-4	L	2-2-0-0
5	Oct. 16	TB	2-1	W	3-2-0-0
6	Oct. 18	Edm.	1-4	L	3-3-0-0
7	Oct. 20	at Cbj.	5-0	W	4-3-0-0
8	Oct. 21	at Chi.	2-4	L	4-4-0-0
9	Oct. 23	Car.	5-1	W	5-4-0-0
10	Oct. 25	Van.	4-1	W	6-4-0-0
11	Oct. 27	at Phx.	0-1	L	6-5-0-0
12	Oct. 28	at Ana.	3-2	W	7-5-0-0
13	Oct. 31	St. L.	0-1	L	7-6-0-0
14	Nov. 2	at Minn.	2-4	L	7-7-0-0
15	Nov. 3	at Tor.	1-4	L	7-8-0-0
16	Nov. 6	at Mtl.	1-1	T	7-8-1-0
17	Nov. 8	at Ott.	0-1	L	7-9-1-0
18	Nov. 10	at Cgy.	0-2	L	7-10-1-0
19	Nov. 14	Minn.	1-0	W	8-10-1-0
20	Nov. 16	NYI	1-0	W	9-10-1-0
21	Nov. 18	at NJ	2-0	W	10-10-1-0
22	Nov. 20	at NYR	3-5	L	10-11-1-0
23	Nov. 21	at NYI	4-5	L	10-12-1-0
24	Nov. 24	Edm.	2-0	W	11-12-1-0
25	Nov. 27	Fla.	4-1	W	12-12-1-0
26	Nov. 30	at Van.	5-2	W	13-12-1-0
27	Dec. 1	at Cgy.	2-2	T	13-12-2-0
28	Dec. 3	Ott.	4-2	W	14-12-2-0
29	Dec. 5	at Det.	4-1	W	15-12-2-0
30	Dec. 7	at Buff.	4-1	W	16-12-2-0
31	Dec. 8	at Cbj.	2-0	W	17-12-2-0
32	Dec. 10	Ana.	1-1	T	17-12-3-0
33	Dec. 12	Cbj.	5-1	W	18-12-3-0
34	Dec. 14	SJ	0-3	L	18-13-3-0
35	Dec. 16	at Minn.	3-2*	W	19-13-3-0
36	Dec. 19	Ana.	2-1	W	20-13-3-0
37	Dec. 21	Cgy.	2-2	T	20-13-4-0
38	Dec. 23	Minn.	6-3	W	21-13-4-0
39	Dec. 26	at Dal.	2-0	W	22-13-4-0
40	Dec. 27	at Chi.	1-3	L	22-14-4-0
41	Dec. 29	Phila.	2-5	L	22-15-4-0
42	Jan. 1	at Nash.	4-4	T	22-15-5-0
43	Jan. 3	NYR	3-2*	W	23-15-5-0
44	Jan. 5	at Det.	1-3	L	23-16-5-0
45	Jan. 9	Chi.	7-3	W	24-16-5-0
46	Jan. 12	at Edm.	2-2	T	24-16-6-0
47	Jan. 15	SJ	0-1*	OL	24-16-6-1
48	Jan. 17	Phx.	3-2*	W	25-16-6-1
49	Jan. 19	at SJ	3-1	W	26-16-6-1
50	Jan. 21	Buff.	3-2	W	27-16-6-1
51	Jan. 23	at Edm.	4-2	W	28-16-6-1
52	Jan. 24	at Cgy.	2-0	W	29-16-6-1
53	Jan. 26	at LA	4-2	W	30-16-6-1
54	Jan. 28	LA	4-6	L	30-17-6-1
55	Jan. 30	Nash.	2-5	L	30-18-6-1
56	Feb. 4	Det.	1-3	L	30-19-6-1
57	Feb. 8	at Minn.	6-0	W	31-19-6-1
58	Feb. 9	Chi.	2-3	L	31-20-6-1
59	Feb. 11	Bos.	5-2	W	32-20-6-1
60	Feb. 13	St. L.	3-1	W	33-20-6-1
61	Feb. 26	Cgy.	2-2	T	33-20-7-1
62	Feb. 28	Phx.	2-1*	W	34-20-7-1
63	Mar. 2	Dal.	1-2	L	34-21-7-1
64	Mar. 4	NJ	2-0	W	35-21-7-1
65	Mar. 6	Cbj.	4-1	W	36-21-7-1
66	Mar. 9	LA	4-3	W	37-21-7-1
67	Mar. 11	at St. L.	3-2	W	38-21-7-1
68	Mar. 14	at Atl.	0-2	L	38-22-7-1
69	Mar. 16	at Phila.	2-1	W	39-22-7-1
70	Mar. 17	at Nash.	5-4	W	40-22-7-1
71	Mar. 19	Wash.	0-3	L	40-23-7-1
72	Mar. 21	at LA	1-3	L	40-24-7-1
73	Mar. 23	Det.	0-2	L	40-25-7-1
74	Mar. 28	at SJ	3-2	W	41-25-7-1
75	Mar. 30	at Phx.	3-5	L	41-26-7-1
76	Apr. 1	Nash.	5-1	W	42-26-7-1
77	Apr. 3	Atl.	6-0	W	43-26-7-1
78	Apr. 5	at Dal.	1-3	L	43-27-7-1
79	Apr. 7	at St. L.	4-2	W	44-27-7-1
80	Apr. 9	Van.	1-2	L	44-28-7-1
81	Apr. 12	at Ana.	3-1	W	45-28-7-1
82	Apr. 14	Dal.	2-2	T	45-28-8-1

*Overtime Decision

2002-2003 COLORADO AVALANCHE



42-19-13-8, 105 points, 1st Northwest Div.

GM	DATE	OPP.	SCORE	W/L	REC.
1	Oct. 9	Dal.	1-1	T	0-0-1-0
2	Oct. 14	Bos.	1-2	L	0-1-1-0
3	Oct. 17	at LA	4-1	W	1-1-1-0
4	Oct. 19	at SJ	3-1	W	2-1-1-0
5	Oct. 20	at Ana.	2-3*	OL	2-1-1-1
6	Oct. 22	Edm.	3-3	T	2-1-2-1
7	Oct. 24	at Phx.	3-2	W	3-1-2-1
8	Oct. 27	Minn.	3-3	T	3-1-3-1
9	Oct. 29	at Minn.	2-3*	OL	3-1-3-2
10	Oct. 31	at Van.	5-1	W	4-1-3-2
11	Nov. 2	at Cgy.	4-4	T	4-1-4-2
12	Nov. 4	Van.	2-4	L	4-2-4-2
13	Nov. 6	Ott.	2-5	L	4-3-4-2
14	Nov. 8	Ana.	2-3*	OL	4-3-4-3
15	Nov. 10	Nash.	3-4	L	4-4-4-3
16	Nov. 12	Cbj.	5-4	W	5-4-4-3
17	Nov. 14	at Nash.	3-1	W	6-4-4-3
18	Nov. 15	at Dal.	2-4	L	6-5-4-3
19	Nov. 17	at Phx.	4-4	T	6-5-5-3
20	Nov. 21	Nash.	1-1	T	6-5-6-3
21	Nov. 23	at St. L.	3-1	W	7-5-6-3
22	Nov. 25	Chi.	1-0	W	8-5-6-3
23	Nov. 27	St. L.	4-4	T	8-5-7-3
24	Nov. 29	at Minn.	2-2	T	8-5-8-3
25	Nov. 30	at Edm.	0-1	L	8-6-8-3
26	Dec. 3	Cgy.	1-2	L	8-7-8-3
27	Dec. 6	Mtl.	7-6*	W	9-7-8-3
28	Dec. 11	at Van.	1-3	L	9-8-8-3
29	Dec. 13	at Edm.	3-4*	OL	9-8-8-4
30	Dec. 14	at Cgy.	3-1	W	10-8-8-4
31	Dec. 16	Wash.	2-2	T	10-8-9-4
32	Dec. 19	Edm.	2-1	W	11-8-9-4
33	Dec. 21	Minn.	4-2	W	12-8-9-4
34	Dec. 23	Van.	5-3	W	13-8-9-4
35	Dec. 26	at St. L.	2-3	L	13-9-9-4
36	Dec. 27	Phila.	1-2*	OL	13-9-9-5
37	Dec. 29	LA	6-1	W	14-9-9-5
38	Jan. 1	at Nash.	7-3	W	15-9-9-5
39	Jan. 2	Fla.	1-4	L	15-10-9-5
40	Jan. 4	at SJ	6-1	W	16-10-9-5
41	Jan. 7	Cgy.	2-4	L	16-11-9-5
42	Jan. 9	Ana.	3-5	L	16-12-9-5
43	Jan. 11	at Dal.	3-6	L	16-13-9-5
44	Jan. 12	at Car.	3-2*	W	17-13-9-5
45					

YEAR-BY-YEAR TEAM RESULTS

2003-2004 COLORADO AVALANCHE



40-22-13-7, 100 points, 2nd Northwest Div.

GM	DATE	OPP.	SCORE	W/L	REC.
1	Oct. 10	Chi	5-0	W	1-0-0-0
2	Oct. 12	St.L	1-2	L	1-1-0-0
3	Oct. 16	at Minn	5-2	W	2-1-0-0
4	Oct. 18	at Edm	3-6	L	2-2-0-0
5	Oct. 21	Bos	1-4	L	2-3-0-0
6	Oct. 23	Edm	6-1	W	3-3-0-0
7	Oct. 25	at Nsh	5-3	W	4-3-0-0
8	Oct. 26	Buff	1-3	L	4-4-0-0
9	Oct. 28	Cgy	4-2	W	5-4-0-0
10	Nov. 1	at NJ	3-4	L	5-5-0-0
11	Nov. 2	at NYR	3-2*	W	6-5-0-0
12	Nov. 4	Minn	4-4	T	6-5-1-0
13	Nov. 6	Phx	2-1	W	7-5-1-0
14	Nov. 9	at Chi	4-3*	W	8-5-1-0
15	Nov. 11	at SJ	4-3	W	9-5-1-0
16	Nov. 13	at Phx	2-3*	OL	9-5-1-1
17	Nov. 15	Dal	3-0	W	10-5-1-1
18	Nov. 18	Ana	2-1*	W	11-5-1-1
19	Nov. 20	NYR	4-3	W	12-5-1-1
20	Nov. 22	LA	0-2	L	12-6-1-1
21	Nov. 24	Nsh	2-3	L	12-7-1-1
22	Nov. 27	at Cgy	6-5*	W	13-7-1-1
23	Nov. 28	at Edm	4-1	W	14-7-1-1
24	Nov. 30	NJ	1-1	T	14-7-2-1
25	Dec. 4	at SJ	2-2	T	14-7-3-1
26	Dec. 6	Cbj	5-1	W	15-7-3-1
27	Dec. 8	Wash	4-1	W	16-7-3-1
28	Dec. 11	at Van	1-1	T	16-7-4-1
29	Dec. 13	at Cgy	1-1	T	16-7-5-1
30	Dec. 17	Minn	2-3	L	16-8-5-1
31	Dec. 19	at Ana	0-1	L	16-9-5-1
32	Dec. 20	at LA	3-3	T	16-9-6-1
33	Dec. 26	at St. L	3-3	T	16-9-7-1
34	Dec. 27	Phila	3-2*	W	17-9-7-1
35	Dec. 29	Van	2-3	L	17-10-7-1
36	Dec. 31	at Cgy	2-1	W	18-10-7-1
37	Jan. 2	at Van	4-2	W	19-10-7-1
38	Jan. 4	Minn	3-1	W	20-10-7-1
39	Jan. 6	Cbj	6-0	W	21-10-7-1
40	Jan. 8	at Nsh	3-4*	OL	21-10-7-2
41	Jan. 10	at Dal	4-2	W	22-10-7-2
42	Jan. 11	at Chi	5-4*	W	23-10-7-2
43	Jan. 13	Ana	3-1	W	24-10-7-2
44	Jan. 15	Dal	4-1	W	25-10-7-2
45	Jan. 17	SJ	1-2	L	25-11-7-2
46	Jan. 19	at TB	5-4*	W	26-11-7-2
47	Jan. 21	at Fla	6-5	W	27-11-7-2
48	Jan. 22	at Atl	1-1	T	27-11-8-2
49	Jan. 24	at Pitt	5-3	W	28-11-8-2
50	Jan. 27	Edm	3-1	W	29-11-8-2
51	Jan. 29	at LA	3-3	T	29-11-9-2
52	Jan. 30	at Ana	3-4*	OL	29-11-9-3
53	Feb. 3	Car	3-1	W	30-11-9-3
54	Feb. 5	Det	2-3*	OL	30-11-9-4
55	Feb. 10	NYI	1-1	T	30-11-10-4
56	Feb. 12	at St. L	4-0	W	31-11-10-4
57	Feb. 14	at Det	5-2	W	32-11-10-4
58	Feb. 16	Van	0-1	L	32-12-10-4
59	Feb. 18	Edm	1-5	L	32-13-10-4
60	Feb. 20	at Dal	1-5	L	32-14-10-4
61	Feb. 22	at Minn	3-1	W	33-14-10-4
62	Feb. 24	Cgy	0-2	L	33-15-10-4
63	Feb. 26	St. L	2-2	T	33-15-11-4
64	Feb. 28	at Cbj	4-5*	OL	33-15-11-5
65	Mar. 1	TB	0-3	L	33-16-11-5
66	Mar. 3	Van	5-5	T	33-16-12-5
67	Mar. 5	SJ	5-1	W	34-16-12-5
68	Mar. 7	Cgy	1-7	L	34-17-12-5
69	Mar. 8	at Van	9-2	W	35-17-12-5
70	Mar. 10	at Edm	3-2*	W	36-17-12-5
71	Mar. 12	at Phx	3-2	W	37-17-12-5
72	Mar. 14	Phx	4-1	W	38-17-12-5
73	Mar. 16	at Mtl	2-4	L	38-18-12-5
74	Mar. 18	at Ott	0-2	L	38-19-12-5
75	Mar. 20	at Tor	2-5	L	38-20-12-5
76	Mar. 23	Chi	2-2	T	38-20-13-5
77	Mar. 25	Det	1-3	L	38-21-13-5
78	Mar. 27	at Det	0-2	L	38-22-13-5
79	Mar. 29	LA	2-1	W	39-22-13-5
80	Mar. 31	at Minn	4-5*	OL	39-22-13-6
81	Apr. 2	at Cbj	4-2	W	40-22-13-6
82	Apr. 4	Nsh	1-2*	OL	40-22-13-7

*Overtime Decision

2005-2006 COLORADO AVALANCHE



43-30-9, 95 points, 2nd Northwest Div.

GM	DATE	OPP.	SCORE	W/L	REC.
1	Oct. 5	at Edm	3-4	L	0-01-00
2	Oct. 8	at Dal	3-2	W	1-01-00
3	Oct. 10	Cgy	7-3	W	2-01-00
4	Oct. 12	Nash.	4-5	L	2-02-00
5	Oct. 14	Chi.	2-3	O**	2-02-01
6	Oct. 19	LA	4-5	L	2-03-01
7	Oct. 21	at Edm	7-1	W	3-03-01
8	Oct. 22	at Van	4-6	L	3-04-01
9	Oct. 25	Edm	5-3	W	4-04-01
10	Oct. 27	Van.	6-2	W	5-04-01
11	Oct. 29	Van.	4-3	W*	6-04-01
12	Nov. 3	Ana.	4-3	W	7-04-01
13	Nov. 5	Dal.	2-3	O**	7-04-02
14	Nov. 8	SJ	5-2	W	8-04-02
15	Nov. 10	at Van	5-3	W	9-04-02
16	Nov. 12	at Cgy	3-5	L	9-05-02
17	Nov. 14	Edm	2-5	L	9-06-02
18	Nov. 16	at Phx	3-1	W	10-06-02
19	Nov. 18	at Ana	3-2	W	11-06-02
20	Nov. 19	at LA	3-4	L	11-07-02
21	Nov. 21	Cgy	2-3	O**	11-07-03
22	Nov. 23	at Det	3-7	L	11-08-03
23	Nov. 25	at Cbj	5-0	W	12-08-03
24	Nov. 27	Van.	6-2	W	13-08-03
25	Nov. 29	at Edm.	3-2	W	14-08-03
26	Nov. 30	at Van.	2-5	L	14-09-03
27	Dec. 4	Buff.	4-6	L	14-10-03
28	Dec. 7	Bos.	4-1	W	15-10-03
29	Dec. 9	at NJ	4-3	W**	16-10-03
30	Dec. 10	at Pit.	3-4	L	16-11-03
31	Dec. 12	Ott.	2-6	L	16-12-03
32	Dec. 17	at NYI	4-5	L	16-13-03
33	Dec. 18	at NYR	2-1	W	17-13-03
34	Dec. 20	at Nash.	2-3	L	17-14-03
35	Dec. 22	Minn.	4-3	W	18-14-03
36	Dec. 23	at Minn.	3-5	L	18-15-03
37	Dec. 26	Phx	7-4	W	19-15-03
38	Dec. 28	LA	3-5	L	19-16-03
39	Dec. 30	at SJ	2-5	L	19-17-03
40	Dec. 31	at Phx	5-2	W	20-17-03
41	Jan. 3	Nash.	3-0	W	21-17-03
42	Jan. 5	at Minn.	4-2	W	22-17-03
43	Jan. 7	Cbj	3-2	W**	23-17-03
44	Jan. 9	St. L	6-1	W	24-17-03
45	Jan. 11	Mtl.	2-1	W	25-17-03
46	Jan. 14	at Phil.	4-3	W*	26-17-03
47	Jan. 17	Tor.	5-3	W	27-17-03
48	Jan. 19	at Chi.	2-4	L	27-18-03
49	Jan. 21	Det.	3-4	L	27-19-03
50	Jan. 24	Cgy	7-4	W	28-19-03
51	Jan. 26	Dal.	2-3	O**	28-19-04
52	Jan. 28	Van.	3-4	O**	28-19-05
53	Jan. 31	Minn.	3-2	W	29-19-05
54	Feb. 2	at Nash.	3-4	O*	29-19-06
55	Feb. 4	Det.	0-3	L	29-20-06
56	Feb. 7	Edm.	5-2	W	30-20-06
57	Feb. 9	at Minn.	2-1	W	31-20-06
58	Feb. 10	at Cbj	4-1	W	32-20-06
59	Feb. 12	at Det.	3-6	L	32-21-06
60	Feb. 28	Minn.	4-2	W	33-21-06
61	Mar. 2	Cbj	1-0	W	34-21-06
62	Mar. 4	at Dal.	3-5	L	34-22-06
63	Mar. 5	at Minn.	3-5	L	34-23-06
64	Mar. 7	at St. L	2-1	W**	35-23-06
65	Mar. 9	at Chi.	2-1	W	36-23-06
66	Mar. 12	Cgy	3-0	W	37-23-06
67	Mar. 13	at Cgy	3-4	L	37-24-06
68	Mar. 19	at SJ	5-6	L	37-25-06
69	Mar. 20	at LA	5-0	W	38-25-06
70	Mar. 22	at Ana.	4-5	O*	38-25-07
71	Mar. 25	at St. L	3-2	W*	39-25-07
72	Mar. 26	Edm.	3-4	O**	39-25-08
73	Mar. 28	Ana.	4-3	W	40-25-08
74	Mar. 31	at Cgy	3-6	L	40-26-08
75	Apr. 3	Chi.	4-3	W	41-26-08
76	Apr. 5	SJ	1-2	L	41-27-08
77	Apr. 8	St. L	4-2	W	42-27-08
78	Apr. 9	Minn.	2-5	L	42-28-08
79	Apr. 11	Phx	6-4	W	43-28-08
80	Apr. 13	at Cgy	0-2	L	43-29-08
81	Apr. 15	at Van.	3-4	O*	43-29-09
82	Apr. 17	at Edm.	2-4	L	43-30-09

*Overtime Decision **Shootout Result

2006-2007 COLORADO AVALANCHE



44-31-7, 95 points, 4th Northwest Div.

GM	DATE	OPP.	SCORE	W/L	REC.
1	Oct. 4	Dal	2-3	O*	00-00-01
2	Oct. 5	at Minn	2-3	O*	00-00-02
3	Oct. 8	Van	3-2	W	01-00-02
4	Oct. 14	Edm	3-4	L	01-01-02
5	Oct. 16	Chi	3-5	L	01-02-02
6	Oct. 18	at Tor	4-1	W	02-02-02
7	Oct. 19	at Ott	2-1	W	03-02-02
8	Oct. 21	at Mtl	5-8	L	03-03-02
9	Oct. 23	LA	6-1	W	04-03-02
10	Oct. 25	Wash	3-5	L	04-04-02
11	Oct. 29	Minn	4-1	W	05-04-02
12	Nov. 1	at Cbj	5-3	W	06-04-02
13	Nov. 2	at St. L	1-4	L	06-05-02
14	Nov. 4	Van	3-2	W	07-05-02
15	Nov. 7	LA	5-6	L	07-06-02
16	Nov. 11	at Nash	0-1	L	07-07-02
17	Nov. 13	Edm	1-2	L	07-08-02
18	Nov. 15	SJ	3-4	L	07-09-02
19	Nov. 17	at Cbj	3-0	W	08-09-02
20	Nov. 18	at Minn	2-1	W**	09-09-02
21	Nov. 20	at Dal	4-5	L	09-10-02
22	Nov. 22	Ana	3-2	W**	10-10-02
23	Nov. 25	Van	4-1	W	11-10-02
24	Nov. 28	at Cgy	2-5	L	11-11-02
25	Nov. 30	at Edm	7-3	W	12-11-02
26	Dec. 2	at Van	1-2	L	12-12-02
27	Dec. 5	Cbj	0-3	L	12-13-02
28	Dec. 7	at SJ	5-2	W	13-13-02
29	Dec. 9	at LA	4-5	L	13-14-02
30	Dec. 11	Car	5-2	W	14-14-02
31	Dec. 13	St. L	4-1	W	15-14-02
32	Dec. 15	Edm	4-1	W	16-14-02
33	Dec. 17	at Chi	1-2	L	16-15-02
34	Dec. 19	at Edm	7-6	W	17-15-02
35	Dec. 23	Chi	3-2	W	18-15-02
36	Dec. 27	Dal	4-5	L	18-16-02
37	Dec. 29	St. L	2-4	L	18-17-02
38	Dec. 30	at St. L	0-2	L	18-18-02
39	Jan. 1	at Nash	5-3	W	19-18-02
40	Jan. 5	TB	4-2	W	20-18-02
41	Jan. 6	at Minn	2-1	W**	21-18-02
42	Jan. 9	Det	3-4	O**	21-18-03
43	Jan. 11	Cgy	3-7	L	21-19-03
44	Jan. 13	at Ana	3-2	W**	22-19-03

YEAR-BY-YEAR TEAM RESULTS

2007-2008 COLORADO AVALANCHE



44-31-7, 95 points, 2nd Northwest Div.

GM	DATE	OPP.	SCORE	W/L	REC.
1	Oct. 3	Dal	4-3	W	01-00-00
2	Oct. 4	at Nsh	0-4	L	01-01-00
3	Oct. 7	SJ	6-2	W	02-01-00
4	Oct. 12	at St. L	1-4	L	02-02-00
5	Oct. 13	Cbj	5-1	W	03-02-00
6	Oct. 16	Cgy	5-4	W**	04-02-00
7	Oct. 19	at Chi	3-5	L	04-03-00
8	Oct. 21	at Min	2-3	L	04-04-00
9	Oct. 23	at Edm	4-2	W	05-04-00
10	Oct. 26	at Cgy	3-2	W*	06-04-00
11	Oct. 28	Min	3-1	W	07-04-00
12	Nov. 1	Pit	3-2	W	08-04-00
13	Nov. 3	Van	3-4	L	08-05-00
14	Nov. 5	Cgy	4-1	W	09-05-00
15	Nov. 7	Edm	4-3	W**	10-05-00
16	Nov. 9	at Van	1-2	O*	10-05-01
17	Nov. 11	Min	4-2	W	11-05-01
18	Nov. 16	at Dal	1-6	L	11-06-01
19	Nov. 18	at Min	1-4	L	11-07-01
20	Nov. 20	at Cgy	1-4	L	11-08-01
21	Nov. 22	at Edm	3-2	W	12-08-01
22	Nov. 24	Cgy	2-5	L	12-09-01
23	Nov. 28	Edm	4-2	W	13-09-01
24	Nov. 30	at SJ	2-3	L	13-10-01
25	Dec. 1	at LA	5-2	W	14-10-01
26	Dec. 3	SJ	2-3	L	14-11-01
27	Dec. 5	at Cbj	4-5	L	14-12-01
28	Dec. 7	Phi	2-1	W	15-12-01
29	Dec. 9	St. L	9-5	W	16-12-01
30	Dec. 12	at Cbj	1-4	L	16-13-01
31	Dec. 13	at Nsh	2-1	W	17-13-01
32	Dec. 15	Nsh	3-1	W	18-13-01
33	Dec. 17	at LA	4-2	W	19-13-01
34	Dec. 19	at Ana	1-2	O*	19-13-02
35	Dec. 21	NYR	4-3	W*	20-13-02
36	Dec. 23	Van	3-1	W	21-13-02
37	Dec. 27	Det	2-4	L	21-14-02
38	Dec. 29	LA	1-3	L	21-15-02
39	Dec. 31	at Phx	3-4	O**	21-15-03
40	Jan. 2	Phx	2-5	L	21-16-03
41	Jan. 5	NYI	2-1	W*	22-16-03
42	Jan. 8	at Det	0-1	L	22-17-03
43	Jan. 9	at Wash	1-2	L	22-18-03
44	Jan. 12	at Car	5-4	W	23-18-03
45	Jan. 13	at Fla	4-3	W**	24-18-03
46	Jan. 15	at TB	3-0	W	25-18-03
47	Jan. 18	Chi	1-2	O**	25-18-04
48	Jan. 20	Cbj	3-1	W	26-18-04
49	Jan. 22	Nsh	0-4	L	26-19-04
50	Jan. 24	Min	2-3	L	26-20-04
51	Jan. 30	Chi	6-3	W	27-20-04
52	Feb. 1	at Det	0-2	L	27-21-04
53	Feb. 2	at St. L	6-4	W	28-21-04
54	Feb. 4	Phx	3-4	O*	28-21-05
55	Feb. 6	at SJ	3-1	W	29-21-05
56	Feb. 9	at Van	6-2	W	30-21-05
57	Feb. 12	Ana	1-2	L	30-22-05
58	Feb. 14	St. L	1-4	L	30-23-05
59	Feb. 17	at Chi	1-2	L	30-24-05
60	Feb. 18	Det	0-4	L	30-25-05
61	Feb. 20	at Ana	2-3	O**	30-25-06
62	Feb. 22	at Phx	3-2	W**	31-25-06
63	Feb. 24	at Edm	2-3	L	31-26-06
64	Feb. 26	at Cgy	3-2	W*	32-26-06
65	Feb. 27	at Van	3-2	W**	33-26-06
66	Mar. 1	LA	5-2	W	34-26-06
67	Mar. 4	Van	2-1	W	35-26-06
68	Mar. 6	Ana	1-0	W	36-26-06
69	Mar. 8	Dal	3-1	W	37-26-06
70	Mar. 9	at Dal	0-3	L	37-27-06
71	Mar. 11	at Atl	5-2	W	38-27-06
72	Mar. 13	Edm	5-1	W	39-27-06
73	Mar. 15	NJ	2-4	L	39-28-06
74	Mar. 17	at Min	1-3	L	39-29-06
75	Mar. 20	at Cgy	1-2	L	39-30-06
76	Mar. 22	at Edm	5-7	L	39-31-06
77	Mar. 24	Cgy	2-0	W	40-31-06
78	Mar. 26	Van	6-3	W	41-31-06
79	Mar. 28	Edm	5-4	W**	42-31-06
80	Mar. 30	at Min	2-3	O*	42-31-07
81	Apr. 1	at Van	4-2	W	43-31-07
82	Apr. 6	Min	4-3	W**	44-31-07

*Overtime Decision **Shootout Result

2008-2009 COLORADO AVALANCHE



32-45-5, 69 points, 5th Northwest Div.

GM	DATE	OPP.	SCORE	W/L	REC.
1	Oct. 9	Bos	4-5	L	00-01-00
2	Oct. 12	at Edm	2-3	L	00-02-00
3	Oct. 14	at Cgy	4-5	L	00-03-00
4	Oct. 16	Phil	5-2	W	01-03-00
5	Oct. 18	at Dal	5-4	W	02-03-00
6	Oct. 20	at LA	4-3	W	03-03-00
7	Oct. 23	Edm	4-1	W	04-03-00
8	Oct. 25	Buf	2-1	W**	05-03-00
9	Oct. 28	at Cgy	0-3	L	05-04-00
10	Oct. 30	Cbj	2-4	L	05-05-00
11	Nov. 2	SJ	3-5	L	05-06-00
12	Nov. 3	at Chi	2-6	L	05-07-00
13	Nov. 6	Min	1-3	L	05-08-00
14	Nov. 8	Nsh	1-0	W	06-08-00
15	Nov. 12	at Van	2-1	W**	07-08-00
16	Nov. 15	at Edm	3-2	W**	08-08-00
17	Nov. 18	at Cgy	1-4	L	08-09-00
18	Nov. 20	Cgy	0-1	L	08-10-00
19	Nov. 22	at LA	4-3	W**	09-10-00
20	Nov. 24	at Ana	1-4	L	09-11-00
21	Nov. 26	St.L	1-1	W	10-11-00
22	Nov. 28	at Phx	1-2	L	10-12-00
23	Nov. 29	TB	4-3	W	11-12-00
24	Dec. 1	at Min	6-5	W	12-12-00
25	Dec. 4	at Nsh	2-3	L	12-13-00
26	Dec. 5	at Dal	1-2	O**	12-13-01
27	Dec. 7	Van	5-4	W**	13-13-01
28	Dec. 9	LA	6-1	W	14-13-01
29	Dec. 12	Chi	3-4	L	14-14-01
30	Dec. 15	at Det	3-2	W	15-14-01
31	Dec. 16	at Phil	2-5	L	15-15-01
32	Dec. 18	at TB	2-1	W**	16-15-01
33	Dec. 21	at Fla	0-3	L	16-16-01
34	Dec. 23	Phx	5-4	W*	17-16-01
35	Dec. 27	Det	4-3	W**	18-16-01
36	Dec. 29	Nash	5-1	W	19-16-01
37	Dec. 31	at Phx	1-3	L	19-17-01
38	Jan. 2	Cbj	1-6	L	19-18-01
39	Jan. 4	Min	0-2	L	19-19-01
40	Jan. 6	at Nsh	2-1	W	20-19-01
41	Jan. 8	Chi	2-1	W	21-19-01
42	Jan. 10	Pit	5-3	W	22-19-01
43	Jan. 13	at Cbj	3-4	L	22-20-01
44	Jan. 15	at St.L	2-5	L	22-21-01
45	Jan. 16	Edm	2-3	L	22-22-01
46	Jan. 18	Cgy	6-2	W	23-22-01
47	Jan. 21	LA	5-6	L	23-23-01
48	Jan. 27	SJ	0-3	L	23-24-01
49	Jan. 29	Tor	4-7	L	23-25-01
50	Jan. 31	Ana	3-4	L	23-26-01
51	Feb. 2	Cgy	4-3	W	24-26-01
52	Feb. 5	Dal	3-2	W	25-26-01
53	Feb. 7	at St. L	1-4	L	25-27-01
54	Feb. 10	at Cbj	0-3	L	25-28-01
55	Feb. 11	at Min	2-3	L	25-29-01
56	Feb. 13	Mon	2-4	L	25-30-01
57	Feb. 15	at Det	6-5	W**	26-30-01
58	Feb. 17	Ott	3-2	W*	27-30-01
59	Feb. 20	at Wash	4-1	W	28-30-01
60	Feb. 22	at Car	2-5	L	28-31-01
61	Feb. 24	at Atl	3-4	L	28-32-01
62	Feb. 26	at NJ	0-4	L	28-33-01
63	Feb. 28	at NYR	1-6	L	28-34-01
64	Mar. 2	at NYI	2-4	L	28-35-01
65	Mar. 4	Det	2-3	L	28-36-01
66	Mar. 8	at Chi	5-1	W	29-36-01
67	Mar. 10	Atl	0-3	L	29-37-01
68	Mar. 12	Min	2-1	W**	30-37-01
69	Mar. 14	at Edm	3-2	W*	31-37-01
70	Mar. 15	at Van	2-4	L	31-38-01
71	Mar. 17	at Min	2-3	O**	31-38-02
72	Mar. 19	Edm	1-8	L	31-39-02
73	Mar. 22	at SJ	1-3	L	31-40-02
74	Mar. 25	Ana	2-7	L	31-41-02
75	Mar. 27	Van	1-4	L	31-42-02
76	Mar. 29	at Ana	1-4	L	31-43-02
77	Apr. 1	Phx	0-3	L	31-44-02
78	Apr. 5	at Van	4-1	W	32-44-02
79	Apr. 7	at SJ	0-1	O**	32-44-03
80	Apr. 9	Dal	2-3	O**	32-44-04
81	Apr. 11	Van	0-1	O*	32-44-05
82	Apr. 12	St.L	0-1	L	32-45-05

*Overtime Decision **Shootout Result

2009-2010 COLORADO AVALANCHE



43-30-9, 95 points, 2nd Northwest Div.

GM	DATE	OPP.	SCORE	W/L	REC.
1	Oct. 1	SJ	5-2	W	01-00-00
2	Oct. 3	Van	3-0	W	02-00-00
3	Oct. 8	at Nsh	2-3	L	02-01-00
4	Oct. 10	at Chi	3-4	O**	02-01-01
5	Oct. 12	at Bos	4-3	W	03-01-01
6	Oct. 13	at Tor	4-1	W	04-01-01
7	Oct. 15	at Mtl	3-2	W	05-01-01
8	Oct. 17	at Det	4-3	W**	06-01-01
9	Oct. 21	at Min	2-3	O**	06-01-02
10	Oct. 23	Car	5-4	W	07-01-02
11	Oct. 24	Det	3-1	W	08-01-02
12	Oct. 27	at Edm	3-0	W	09-01-02
13	Oct. 28	at Cgy	3-2	W	10-01-02
14	Oct. 30	at SJ	1-3	L	10-02-02
15	Nov. 1	at Van	0-3	L	10-03-02
16	Nov. 4	Phx	4-1	W	11-03-02
17	Nov. 6	Chi	4-3	W**	12-03-02
18	Nov. 8	Edm	3-5	L	12-04-02
19	Nov. 11	at Chi	2-3	O**	12-04-03
20	Nov. 14	Van	2-8	L	12-05-03
21	Nov. 17	at Cgy	3-2	W	13-05-03
22	Nov. 18	at Edm	4-6	L	13-06-03
23	Nov. 20	at Van	2-5	L	13-07-03
24	Nov. 23	Phi	5-4	W	14-07-03
25	Nov. 25	Nsh	3-4	O*	14-07-04
26	Nov. 27	at Min	3-5	L	14-08-04
27	Nov. 28	Min	2-3	O**	14-08-05
28	Nov. 30	at TB	3-0	W	15-08-05
29	Dec. 2	at Fla	5-6	O**	15-08-06
30	Dec. 3	at Pit	1-4	L	15-09-06
31	Dec. 5	at Cbj	3-2	W	16-09-06
32	Dec. 7	at StL	4-0	W	17-09-06
33	Dec. 9	Min	0-1	L	17-10-06
34	Dec. 11	TB	2-1	W**	18-10-06
35	Dec. 13	Cgy	3-2	W	19-10-06
36	Dec. 15	Wsh	1-6	L	19-11-06
37	Dec. 19	Cbj	5-2	W	20-11-06
38	Dec. 21	at Min	4-3	W	21-11-06
39	Dec. 22	Ana	2-4	L	21-12-06
40	Dec. 26	Dal	4-1	W	22-12-06
41	Dec. 30	at Ott	4-3	W	23-12-06
42	Dec. 31	at Det	2-4	L	23-13-06
43	Jan. 2	at Cbj	3-2	W	24-13-06
44	Jan. 6	NYI	2-3	L	24-14-06
45	Jan. 8	at Car	1-2	L	24-15-06

YEAR-BY-YEAR TEAM RESULTS

2010-2011 COLORADO AVALANCHE



30-44-8, 68 points, 4th Northwest Div.

GM	DATE	OPP.	SCORE	W/L	REC.
1	Oct. 7	Chi	4-3	W*	01-00-00
2	Oct. 11	at Phi	2-4	L	01-01-00
3	Oct. 12	at Det	5-4	W**	02-01-00
4	Oct. 15	at NJ	3-2	W	03-01-00
5	Oct. 16	at NYI	2-5	L	03-02-00
6	Oct. 18	at NYR	3-1	W	04-02-00
7	Oct. 21	SJ	2-4	L	04-03-00
8	Oct. 23	LA	4-6	L	04-04-00
9	Oct. 26	at Van	3-4	O*	04-04-01
10	Oct. 28	at Cgy	6-5	W	05-04-01
11	Oct. 30	Cbj	5-1	W	06-04-01
12	Nov. 4	Van	1-3	L	06-05-01
13	Nov. 6	Dal	5-0	W	07-05-01
14	Nov. 9	Cgy	2-4	L	07-06-01
15	Nov. 12	at Cbj	5-1	W	08-06-01
16	Nov. 13	at Det	1-3	L	08-07-01
17	Nov. 15	StL	6-3	W	09-07-01
18	Nov. 17	SJ	4-3	W*	10-07-01
19	Nov. 19	NYR	5-1	W	11-07-01
20	Nov. 20	at Dal	4-3	W**	12-07-01
21	Nov. 24	at Van	2-4	L	12-08-01
22	Nov. 25	at Edm	2-3	L	12-09-01
23	Nov. 27	Min	7-4	W	13-09-01
24	Nov. 30	Atl	2-3	O*	13-09-02
25	Dec. 3	at Car	1-2	O*	13-09-03
26	Dec. 4	at TB	5-6	L	13-10-03
27	Dec. 7	at Fla	3-4	O*	13-10-04
28	Dec. 10	at Atl	4-2	W	14-10-04
29	Dec. 11	at Wsh	3-2	W	15-10-04
30	Dec. 13	Chi	7-5	W	16-10-04
31	Dec. 15	at Chi	4-3	W	17-10-04
32	Dec. 17	Ott	6-5	W*	18-10-04
33	Dec. 19	Mtl	3-2	W	19-10-04
34	Dec. 21	LA	0-5	L	19-11-04
35	Dec. 23	Min	1-3	L	19-12-04
36	Dec. 27	Det	3-4	O*	19-12-05
37	Dec. 30	at Edm	4-3	W**	20-12-05
38	Dec. 31	at Cgy	2-3	L	20-13-05
39	Jan. 2	Van	1-2	L	20-14-05
40	Jan. 4	Buf	4-3	W*	21-14-05
41	Jan. 6	Phx	0-2	L	21-15-05
42	Jan. 8	NYI	3-4	O*	21-15-06
43	Jan. 10	Det	5-4	W	22-15-06
44	Jan. 12	at Chi	0-4	L	22-16-06
45	Jan. 14	at Min	4-1	W	23-16-06
46	Jan. 18	Van	4-3	W*	24-16-06
47	Jan. 20	Nsh	1-5	L	24-17-06
48	Jan. 22	Bos	2-6	L	24-18-06
49	Jan. 24	StL	4-3	W	25-18-06
50	Jan. 26	Phx	2-5	L	25-19-06
51	Feb. 3	Min	3-4	L	25-20-06
52	Feb. 5	Ana	0-3	L	25-21-06
53	Feb. 7	at Phx	0-3	L	25-22-06
54	Feb. 9	at Min	2-3	L	25-23-06
55	Feb. 11	at Cbj	1-3	L	25-24-06
56	Feb. 12	at Nsh	3-5	L	25-25-06
57	Feb. 14	Cgy	1-9	L	25-26-06
58	Feb. 16	Pit	2-3	O*	25-26-07
59	Feb. 19	at SJ	0-4	L	25-27-07
60	Feb. 22	at StL	4-3	W	26-27-07
61	Feb. 23	Edm	1-5	L	26-28-07
62	Feb. 26	at LA	3-4	L	26-29-07
63	Feb. 27	at Ana	2-3	L	26-30-07
64	Mar. 1	at SJ	1-2	O**	26-30-08
65	Mar. 5	Edm	1-5	L	26-31-08
66	Mar. 8	at Min	2-5	L	26-32-08
67	Mar. 11	Ana	2-6	L	26-33-08
68	Mar. 12	at Nsh	2-4	L	26-34-08
69	Mar. 16	at Van	2-4	L	26-35-08
70	Mar. 17	at Cgy	2-5	L	26-36-08
71	Mar. 19	at Edm	3-2	W**	27-36-08
72	Mar. 22	Cbj	5-4	W**	28-36-08
73	Mar. 24	Tor	3-4	L	28-37-08
74	Mar. 26	at LA	1-4	L	28-38-08
75	Mar. 28	at Ana	4-5	L	28-39-08
76	Mar. 31	Nsh	2-3	L	28-40-08
77	Apr. 1	at Phx	4-3	W**	29-40-08
78	Apr. 3	Cgy	1-2	L	29-41-08
79	Apr. 5	at StL	1-3	L	29-42-08
80	Apr. 7	at Dal	2-4	L	29-43-08
81	Apr. 8	Dal	2-3	L	29-44-08
82	Apr. 10	Edm	4-3	W*	30-44-08

*Overtime Decision **Shootout Result

2011-2012 COLORADO AVALANCHE



41-35-6, 88 points, 3rd Northwest Div.

GM	DATE	OPP.	SCORE	W/L	REC.
1	Oct. 8	Det	0-3	L	00-01-00
2	Oct. 10	at Bos	1-0	W	01-01-00
3	Oct. 12	at Cbj	3-2	W**	02-01-00
4	Oct. 13	at Ott	7-1	W	03-01-00
5	Oct. 15	at Mtl	6-5	W**	04-01-00
6	Oct. 17	at Tor	3-2	W*	05-01-00
7	Oct. 20	Chi	1-3	L	05-02-00
8	Oct. 22	at Chi	5-4	W**	06-02-00
9	Oct. 26	at Cgy	2-4	L	06-03-00
10	Oct. 28	Edm	1-3	L	06-04-00
11	Oct. 30	LA	3-2	W	07-04-00
12	Nov. 2	Phx	1-4	L	07-05-00
13	Nov. 4	at Dal	6-7	O*	07-05-01
14	Nov. 6	Cgy	1-2	L	07-06-01
15	Nov. 8	at Det	2-5	L	07-07-01
16	Nov. 10	NYI	4-3	W*	08-07-01
17	Nov. 12	Cgy	3-4	L	08-08-01
18	Nov. 15	at Pit	3-6	L	08-09-01
19	Nov. 17	at Min	0-1	L	08-10-01
20	Nov. 18	Dal	3-0	W	09-10-01
21	Nov. 20	SJ	1-4	L	09-11-01
22	Nov. 23	Van	0-3	L	09-12-01
23	Nov. 26	Edm	5-2	W	10-12-01
24	Nov. 28	Dal	1-3	L	10-13-01
25	Nov. 30	NJ	6-1	W	11-13-01
26	Dec. 2	StL	3-2	W**	12-13-01
27	Dec. 4	Det	4-2	W	13-13-01
28	Dec. 6	at Van	0-6	L	13-14-01
29	Dec. 8	at Cgy	2-3	L	13-15-01
30	Dec. 9	at Edm	1-4	L	13-16-01
31	Dec. 13	SJ	4-3	W**	14-16-01
32	Dec. 15	at SJ	4-5	L	14-17-01
33	Dec. 17	Wsh	2-1	W	15-17-01
34	Dec. 19	Phi	3-2	W**	16-17-01
35	Dec. 21	StL	3-2	W	17-17-01
36	Dec. 23	TB	2-1	W*	18-17-01
37	Dec. 26	at Min	4-2	W	19-17-01
38	Dec. 27	Wpg	1-4	L	19-18-01
39	Dec. 29	Phx	3-2	W	20-18-01
40	Dec. 31	at Ana	4-2	W	21-18-01
41	Jan. 2	at LA	2-1	W**	22-18-01
42	Jan. 6	at Chi	4-0	W	23-18-01
43	Jan. 7	at StL	0-4	L	23-19-01
44	Jan. 10	Nsh	1-4	L	23-20-01
45	Jan. 12	at Nsh	2-3	O*	23-20-02
46	Jan. 14	at Dal	2-1	W	24-20-02
47	Jan. 16	at Phx	1-6	L	24-21-02
48	Jan. 18	Fla	4-3	W*	25-21-02
49	Jan. 21	at LA	3-1	W	26-21-02
50	Jan. 22	at Ana	2-3	L	26-22-02
51	Jan. 24	Min	2-3	L	26-23-02
52	Jan. 31	at Edm	2-3	L	26-24-02
53	Feb. 2	Min	0-1	L	26-25-02
54	Feb. 4	Van	2-3	O**	26-25-03
55	Feb. 7	Chi	5-2	W	27-25-03
56	Feb. 10	Car	4-3	W*	28-25-03
57	Feb. 11	at StL	2-3	O*	28-25-04
58	Feb. 15	at Van	1-3	L	28-26-04
59	Feb. 17	at Edm	3-1	W	29-26-04
60	Feb. 19	at Wpg	1-5	L	29-27-04
61	Feb. 22	LA	4-1	W	30-27-04
62	Feb. 24	at Cbj	5-0	W	31-27-04
63	Feb. 25	at Det	4-3	W	32-27-04
64	Feb. 27	Ana	4-1	W	33-27-04
65	Mar. 1	Cbj	0-2	L	33-28-04
66	Mar. 3	Pit	1-5	L	33-29-04
67	Mar. 4	at Min	2-0	W	34-29-04
68	Mar. 6	Min	7-1	W	35-29-04
69	Mar. 8	at Nsh	2-4	L	35-30-04
70	Mar. 10	Edm	3-2	W**	36-30-04
71	Mar. 12	Ana	3-2	W*	37-30-04
72	Mar. 14	at Buf	5-4	W**	38-30-04
73	Mar. 15	at NJ	0-1	O**	38-30-05
74	Mar. 17	at NYR	3-1	W	39-30-05
75	Mar. 20	Cgy	2-1	W*	40-30-05
76	Mar. 22	at Phx	2-3	L	40-31-05
77	Mar. 24	Van	2-3	O*	40-31-06
78	Mar. 26	at SJ	1-5	L	40-32-06
79	Mar. 28	at Van	0-1	L	40-33-06
80	Mar. 30	at Cgy	4-1	W	41-33-06
81	Apr. 5	Cbj	2-5	L	41-34-06
82	Apr. 7	Nsh	1-6	L	41-35-06

*Overtime Decision **Shootout Result

2012-2013 COLORADO AVALANCHE



16-25-7, 39 points, 5th Northwest Div.

GM	DATE	OPP.	SCORE	W/L	REC.
1	Jan. 19	at Min	2-4	L	00-01-00
2	Jan. 22	LA	3-1	W	01-01-00
3	Jan. 24	Cbj	4-0	W	02-01-00
4	Jan. 26	at SJ	0-4	L	02-02-00
5	Jan. 28	at Edm	1-4	L	02-03-00
6	Jan. 30	at Van	0-3	L	02-04-00
7	Jan. 31	at Cgy	6-3	W	03-04-00
8	Feb. 2	Edm	3-1	W	04-04-00
9	Feb. 4	Dal	2-3	L	04-05-00
10	Feb. 6	Ana	0-3	L	04-06-00
11	Feb. 11	Phx	2-3	O*	04-06-01
12	Feb. 14	at Min	4-3	W**	05-06-01
13	Feb. 16	at Edm	4-6	L	05-07-01
14	Feb. 18	Nsh	6-5	W	06-07-01
15	Feb. 20	StL	1-0	W*	07-07-01
16	Feb. 23	at LA	1-4	L	07-08-01
17	Feb. 24	at Ana	3-4	O*	07-08-02
18	Feb. 26	at SJ	2-3	O**	07-08-03
19	Feb. 28	Cgy	5-4	W	08-08-03
20	Mar. 3	at Cbj	1-2	O*	08-08-04
21	Mar. 5	at Det	1-2	L	08-09-04
22	Mar. 6	at Chi	2-3	L	08-10-04
23	Mar. 8	Chi	6-2	W	09-10-04
24	Mar. 10	SJ	3-2	W*	10-10-04
25	Mar. 12	Edm	0-4	L	10-11-04
26	Mar. 14	at Min	3-5	L	10-12-04
27	Mar. 16	Min	4-6	L	10-13-04
28	Mar. 18	Chi	2-5	L	10-14-04
29	Mar. 20	Dal	4-3	W	11-14-04
30	Mar. 23	at Dal	2-5	L	11-15-04
31	Mar. 24	Van	2-3	L	11-16-04
32	Mar. 27	at Cgy	3-4	L	11-17-04
33	Mar. 28	at Van	1-4	L	11-18-04
34	Mar. 30	Nsh	1-0	W*	12-18-04
35	Apr. 1	at Det	2-3	L	12-19-04
36	Apr. 2	at Nsh	1-3	L	12-20-04
37	Apr. 5	Det	2-3	O*	12-20-05
38	Apr. 6	at Phx	0-4	L	12-21-05
39	Apr. 8	Cgy	1-3	L	12-22-05
40	Apr. 10	at Ana	4-1	W	13-22-05
41	Apr. 11	at LA	2-3	O**	13-22-06
42	Apr. 13	Van	4-3	W	14-22-06
43	Apr. 15	Cbj	3-4	O*	14-22-07
44	Apr. 19	Edm	1-4	L	14-23-07
45	Apr. 21	StL	5-3	W	15-23-07
46	Apr. 23				

YEAR-BY-YEAR TEAM RESULTS

2013-2014 COLORADO AVALANCHE



52-22-8, 112 points, 1st Central Div.

GM	DATE	OPP.	SCORE	W/L	REC.
1	Oct. 2	Ana	6-1	W	01-00-00
2	Oct. 4	Nsh	3-1	W	02-00-00
3	Oct. 8	at Tor	2-1	W	03-00-00
4	Oct. 10	at Bos	2-0	W	04-00-00
5	Oct. 12	at Wsh	5-1	W	05-00-00
6	Oct. 15	Dal	3-2	W	06-00-00
7	Oct. 17	Det	2-4	L	06-01-00
8	Oct. 19	at Buf	4-2	W	07-01-00
9	Oct. 21	at Pit	1-0	W	08-01-00
10	Oct. 25	Car	4-2	W	09-01-00
11	Oct. 27	Wpg	3-2	W	10-01-00
12	Nov. 1	at Dal	3-2	W*	11-01-00
13	Nov. 2	Mtl	4-1	W	12-01-00
14	Nov. 6	Nsh	4-6	L	12-02-00
15	Nov. 8	Cgy	4-2	W	13-02-00
16	Nov. 10	Wsh	4-1	W	14-02-00
17	Nov. 12	at Car	1-2	L	14-03-00
18	Nov. 14	at St.L	3-7	L	14-04-00
19	Nov. 16	Fla	1-4	L	14-05-00
20	Nov. 19	Chi	5-1	W	15-05-00
21	Nov. 21	at Phx	4-3	W*	16-05-00
22	Nov. 23	at LA	1-0	W*	17-05-00
23	Nov. 27	St.L	1-4	L	17-06-00
24	Nov. 29	at Min	3-1	W	18-06-00
25	Nov. 30	Min	3-2	W**	19-06-00
26	Dec. 5	at Edm	2-8	L	19-07-00
27	Dec. 6	at Cgy	3-2	W	20-07-00
28	Dec. 8	at Van	1-3	L	20-08-00
29	Dec. 10	Phx	1-3	L	20-09-00
30	Dec. 12	at Wpg	4-3	W**	21-09-00
31	Dec. 14	Min	1-2	O**	21-09-01
32	Dec. 16	Dal	6-2	W	22-09-01
33	Dec. 17	at Dal	2-3	L	22-10-01
34	Dec. 19	Edm	4-2	W	23-10-01
35	Dec. 21	at LA	2-3	O**	23-10-02
36	Dec. 23	at SJ	4-5	O**	23-10-03
37	Dec. 27	at Chi	2-7	L	23-11-03
38	Dec. 29	Wpg	1-2	O*	23-11-04
39	Dec. 31	Cbj	5-3	W	24-11-04
40	Jan. 2	Phi	2-1	W	25-11-04
41	Jan. 4	SJ	4-3	W	26-11-04
42	Jan. 6	Cgy	3-4	L	26-12-04
43	Jan. 8	Ott	4-3	W*	27-12-04
44	Jan. 10	NYI	1-2	O*	27-12-05
45	Jan. 11	at Min	4-2	W	28-12-05
46	Jan. 14	at Chi	3-2	W*	29-12-05
47	Jan. 16	NJ	2-1	W**	30-12-05
48	Jan. 18	at Nsh	5-4	W	31-12-05
49	Jan. 21	Tor	2-5	L	31-13-05
50	Jan. 24	at Fla	3-2	W	32-13-05
51	Jan. 25	at TB	2-5	L	32-14-05
52	Jan. 27	at Dal	4-3	W	33-14-05
53	Jan. 30	Min	5-4	W	34-14-05
54	Feb. 1	Buf	7-1	W	35-14-05
55	Feb. 3	at NJ	2-1	W*	36-14-05
56	Feb. 4	at NYR	1-5	L	36-15-05
57	Feb. 6	at Phi	1-3	L	36-16-05
58	Feb. 8	at NYI	5-2	W	37-16-05
59	Feb. 26	LA	4-6	L	37-17-05
60	Feb. 28	Phx	4-2	W	38-17-05
61	Mar. 2	TB	6-3	W	39-17-05
62	Mar. 4	at Chi	4-2	W	40-17-05
63	Mar. 6	at Det	3-2	W*	41-17-05
64	Mar. 8	St.L	1-2	L	41-18-05
65	Mar. 10	Wpg	3-2	W*	42-18-05
66	Mar. 12	Chi	3-2	W	43-18-05
67	Mar. 14	Ana	4-6	L	43-19-05
68	Mar. 16	at Ott	3-1	W	44-19-05
69	Mar. 18	at Mtl	3-6	L	44-20-05
70	Mar. 19	at Wpg	4-5	O*	44-20-06
71	Mar. 21	Bos	0-2	L	44-21-06
72	Mar. 25	at Nsh	5-4	W**	45-21-06
73	Mar. 27	Van	3-2	W*	46-21-06
74	Mar. 29	SJ	3-2	W	47-21-06
75	Apr. 1	at Cbj	3-2	W*	48-21-06
76	Apr. 3	NYR	3-2	W**	49-21-06
77	Apr. 5	at St.L	4-0	W	50-21-06
78	Apr. 6	Pit	2-3	O**	50-21-07
79	Apr. 8	at Edm	4-1	W	51-21-07
80	Apr. 10	at Van	4-2	W	52-21-07
81	Apr. 11	at SJ	1-5	L	52-22-07
82	Apr. 13	at Ana	2-3	O*	52-22-08

*Overtime Decision **Shootout Result

2014-2015 COLORADO AVALANCHE



39-31-12, 90 points, 7th Central Div.

GM	DATE	OPP.	SCORE	W/L	REC.
1	Oct. 9	at Min	0-5	L	00-01-00
2	Oct. 11	Min	0-3	L	00-02-00
3	Oct. 13	at Bos	2-1	W	01-02-00
4	Oct. 14	at Tor	2-3	O*	01-02-01
5	Oct. 16	at Ott	3-5	L	01-03-01
6	Oct. 18	at Mtl	2-3	L	01-04-01
7	Oct. 21	Fla	3-4	O*	01-04-02
8	Oct. 24	Van	7-3	W	02-04-02
9	Oct. 26	at Wpg	1-2	O*	02-04-03
10	Oct. 28	SJ	2-3	O**	02-04-04
11	Oct. 30	NYI	5-0	W	03-04-04
12	Nov. 1	at St.L	2-3	O**	03-04-05
13	Nov. 2	Ana	2-3	L	03-05-05
14	Nov. 4	Van	2-5	L	03-06-05
15	Nov. 6	Tor	4-3	W**	04-06-05
16	Nov. 8	at Phi	3-4	L	04-07-05
17	Nov. 11	at NYI	0-6	L	04-08-05
18	Nov. 13	at NYR	4-3	W**	05-08-05
19	Nov. 15	at NJ	3-2	W	06-08-05
20	Nov. 20	Wsh	2-3	L	06-09-05
21	Nov. 22	Car	4-3	W	07-09-05
22	Nov. 25	at Ari	4-3	W*	08-09-05
23	Nov. 26	Chi	2-3	L	08-10-05
24	Nov. 29	Dal	5-2	W	09-10-05
25	Dec. 1	Mtl	3-4	L	09-11-05
26	Dec. 4	at Cgy	3-4	O*	09-11-06
27	Dec. 5	at Wpg	2-6	L	09-12-06
28	Dec. 9	Nsh	0-3	L	09-13-06
29	Dec. 11	Wpg	4-3	W**	10-13-06
30	Dec. 13	St.L	2-3	O*	10-13-07
31	Dec. 18	at Pit	0-1	O*	10-13-08
32	Dec. 20	at Buf	5-1	W	11-13-08
33	Dec. 21	at Det	2-1	W**	12-13-08
34	Dec. 23	St.L	5-0	W	13-13-08
35	Dec. 27	Chi	2-5	L	13-14-08
36	Dec. 29	at St.L	0-3	L	13-15-08
37	Dec. 31	Phi	4-3	W*	14-15-08
38	Jan. 2	Edm	2-1	W**	15-15-08
39	Jan. 4	Cbj	3-4	L	15-16-08
40	Jan. 6	at Chi	2-0	W	16-16-08
41	Jan. 8	Ott	5-2	W	17-16-08
42	Jan. 10	Dal	4-3	W	18-16-08
43	Jan. 12	at Wsh	1-2	L	18-17-08
44	Jan. 13	at Car	2-3	O**	18-17-09
45	Jan. 15	at Fla	4-2	W	19-17-09
46	Jan. 17	at TB	2-3	O**	19-17-10
47	Jan. 19	at St.L	1-3	L	19-18-10
48	Jan. 21	Bos	3-2	W**	20-18-10
49	Jan. 27	at Nsh	3-4	O*	20-18-11
50	Jan. 30	Nsh	3-0	W	21-18-11
51	Feb. 3	at Dal	3-2	W**	22-18-11
52	Feb. 5	Det	0-3	L	22-19-11
53	Feb. 7	at Min	0-1	L	22-20-11
54	Feb. 8	at Wpg	3-5	L	22-21-11
55	Feb. 12	NYR	3-6	L	22-22-11
56	Feb. 14	DAL	4-1	W	23-22-11
57	Feb. 16	Ari	5-2	W	24-22-11
58	Feb. 18	LA	1-4	L	24-23-11
59	Feb. 20	at Chi	4-1	W	25-23-11
60	Feb. 22	TB	5-4	W	26-23-11
61	Feb. 24	at Nsh	2-5	L	26-24-11
62	Feb. 27	at Dal	5-4	W**	27-24-11
63	Feb. 28	Min	1-3	L	27-25-11
64	Mar. 4	Pit	3-1	W	28-25-11
65	Mar. 7	at Cbj	4-0	W	29-25-11
66	Mar. 8	at Min	3-2	W	30-25-11
67	Mar. 10	LA	2-5	L	30-26-11
68	Mar. 12	NJ	2-1	W**	31-26-11
69	Mar. 14	Cgy	3-2	W	32-26-11
70	Mar. 19	at Ari	5-2	W	33-26-11
71	Mar. 20	at Ana	2-3	O*	33-26-12
72	Mar. 23	at Cgy	2-3	L	33-27-12
73	Mar. 25	at Edm	3-4	L	33-28-12
74	Mar. 26	at Van	4-1	W	34-28-12
75	Mar. 28	Buf	5-3	W	35-28-12
76	Mar. 30	Edm	1-4	L	35-29-12
77	Apr. 1	at SJ	1-5	L	35-30-12
78	Apr. 3	at Ana	4-2	W	36-30-12
79	Apr. 4	at LA	1-3	L	36-31-12
80	Apr. 7	Nsh	3-2	W	37-31-12
81	Apr. 9	Wpg	1-0	W**	38-31-12
82	Apr. 11	Chi	3-2	W	39-31-12

*Overtime Decision **Shootout Result

2015-2016 COLORADO AVALANCHE



39-39-4, 82 points, 6th Central Div.

GM	DATE	OPP.	SCORE	W/L	REC.
1	Oct. 8	Min	4-5	L	00-01-00
2	Oct. 10	Dal	6-3	W	01-01-00
3	Oct. 14	Bos	2-6	L	01-02-00
4	Oct. 16	@ Ana	3-0	W	02-02-00
5	Oct. 18	@ LA	1-2	L	02-03-00
6	Oct. 21	Car	0-1	O*	02-03-01
7	Oct. 24	Cbj	3-4	L	02-04-01
8	Oct. 27	@ Fla	1-4	L	02-05-01
9	Oct. 29	@ TB	2-1	W	03-05-01
10	Oct. 30	@ Car	2-3	L	03-06-01
11	Nov. 1	SJ	3-4	L	03-07-01
12	Nov. 3	Cgy	6-3	W	04-07-01
13	Nov. 5	@ Ari	2-4	L	04-08-01
14	Nov. 6	NYR	1-2	L	04-09-01
15	Nov. 10	@ Phi	4-0	W	05-09-01
16	Nov. 12	@ Bos	3-2	W	06-09-01
17	Nov. 14	@ Mtl	6-1	W	07-09-01
18	Nov. 17	@ Tor	1-5	L	07-10-01
19	Nov. 19	@ Pit	3-4	L	07-11-01
20	Nov. 21	@ Wsh	3-7	L	07-12-01
21	Nov. 23	@ Wpg	4-1	W	08-12-01
22	Nov. 25	Ott	3-5	L	08-13-01
23	Nov. 28	Wpg	5-3	W	09-13-01
24	Nov. 30	@ NYI	3-5	L	09-14-01
25	Dec. 1	@ NJ	2-1	W	10-14-01
26	Dec. 3	@ NYR	2-1	W	11-14-01
27	Dec. 5	@ Min	0-3	L	11-15-01
28	Dec. 7	Min	2-1	W*	12-15-01
29	Dec. 9	Pit	2-4	L	12-16-01
30	Dec. 12	@ Nsh	3-2	W	13-16-01
31	Dec. 13	@ St.L	3-1	W	14-16-01
32	Dec. 15	@ Chi	3-0	W	15-16-01
33	Dec. 17	NYI	2-1	W	16-16-01
34	Dec. 19	Edm	5-1	W	17-16-01
35	Dec. 21	Tor	4-7	L	17-17-01
36	Dec. 27	Ari	1-2	O*	17-17-02
37	Dec. 28	@ SJ	6-3	W	18-17-02
38	Dec. 31	Chi	3-4	O*	18-17-03
39	Jan. 2	Cgy	0-4	L	18-18-03
40	Jan. 4	LA	4-1	W	19-18-03
41	Jan. 6	St.L	4-3	W*	20-18-03
42	Jan. 8	Nsh	5-3	W	21-18-03
43	Jan. 10	@ Chi	3-6	L	21-19-03
44	Jan. 12	TB	0-4	L	21-20-03
45	Jan. 14	NJ	3-0	W	22-20-03
46	Jan. 16	@ C			

YEAR-BY-YEAR TEAM RESULTS

2016-2017 COLORADO AVALANCHE



22-56-4, 48 points, 7th Central Div.

GM	DATE	OPP.	SCORE	W/L	REC.
1	Oct. 15	Dal	6-5	W	01-00-00
2	Oct. 17	@ Pit	4-3	W*	02-00-00
3	Oct. 18	@ Wsh	0-3	L	02-01-00
4	Oct. 20	@ TB	4-0	W	03-01-00
5	Oct. 22	@ Fla	2-5	L	03-02-00
6	Oct. 28	Wpg	0-1	L	03-03-00
7	Oct. 29	@ Ari	3-2	W	04-03-00
8	Nov. 01	Nsh	1-5	L	04-04-00
9	Nov. 03	@ Chi	0-4	L	04-05-00
10	Nov. 05	Min	1-0	W	05-05-00
11	Nov. 06	@ StL	1-5	L	05-06-00
12	Nov. 08	Ari	2-4	L	05-07-00
13	Nov. 11	Wpg	3-2	W*	06-07-00
14	Nov. 13	Bos	0-2	L	06-08-00
15	Nov. 15	LA	4-1	W	07-08-00
16	Nov. 17	@ Dal	2-3	L	07-09-00
17	Nov. 19	@ Min	3-2	W	08-09-00
18	Nov. 21	@ Cbj	3-2	W*	09-09-00
19	Nov. 23	Edm	3-6	L	09-10-00
20	Nov. 26	Van	2-3	O**	09-10-01
21	Nov. 29	Nsh	3-5	L	09-11-01
22	Dec. 01	Cbj	2-3	L	09-12-01
23	Dec. 03	Dal	0-3	L	09-13-01
24	Dec. 06	@ Nsh	3-4	L	09-14-01
25	Dec. 08	@ Bos	4-2	W	10-14-01
26	Dec. 10	@ Mtl	1-10	L	10-15-01
27	Dec. 11	@ Tor	3-1	W	11-15-01
28	Dec. 14	Phi	3-4	L	11-16-01
29	Dec. 16	Fla	1-3	L	11-17-01
30	Dec. 18	@ Wpg	1-4	L	11-18-01
31	Dec. 20	@ Min	0-2	L	11-19-01
32	Dec. 22	Tor	0-6	L	11-20-01
33	Dec. 23	@ Chi	2-1	W*	12-20-01
34	Dec. 27	Cgy	3-6	L	12-21-01
35	Dec. 29	@ Dal	2-4	L	12-22-01
36	Dec. 31	NYR	2-6	L	12-23-01
37	Jan. 02	@ Van	2-3	L	12-24-01
38	Jan. 04	@ Cgy	1-4	L	12-25-01
39	Jan. 06	NYI	2-1	W*	13-25-01
40	Jan. 12	Ana	1-4	L	13-26-01
41	Jan. 14	Nsh	2-3	L	13-27-01
42	Jan. 17	Chi	4-6	L	13-28-01
43	Jan. 19	@ Ana	1-2	L	13-29-01
44	Jan. 21	@ SJ	2-3	O*	13-29-02
45	Jan. 23	SJ	2-5	L	13-30-02
46	Jan. 25	Van	2-3	L	13-31-02
47	Jan. 31	@ Ana	1-5	L	13-32-02
48	Feb. 01	@ LA	0-5	L	13-33-02
49	Feb. 04	Wpg	5-2	W	14-33-02
50	Feb. 07	Mtl	4-0	W	15-33-02
51	Feb. 09	Pit	1-4	L	15-34-02
52	Feb. 11	@ NYR	2-4	L	15-35-02
53	Feb. 12	@ NYI	1-5	L	15-36-02
54	Feb. 14	@ NJ	2-3	L	15-37-02
55	Feb. 16	@ Buf	0-2	L	15-38-02
56	Feb. 17	@ Car	2-1	W*	16-38-02
57	Feb. 19	TB	2-3	O*	16-38-03
58	Feb. 21	LA	1-2	L	16-39-03
59	Feb. 23	@ Nsh	2-4	L	16-40-03
60	Feb. 25	Buf	5-3	W	17-40-03
61	Feb. 28	@ Phi	0-4	L	17-41-03
62	Mar. 02	@ Ott	1-2	L	17-42-03
63	Mar. 04	@ Wpg	1-6	L	17-43-03
64	Mar. 05	StL	0-3	L	17-44-03
65	Mar. 07	Car	3-1	W	18-44-03
66	Mar. 09	NJ	3-2	W	19-44-03
67	Mar. 11	Ott	2-4	L	19-45-03
68	Mar. 13	@ Ari	0-1	L	19-46-03
69	Mar. 15	Det	3-1	W	20-46-03
70	Mar. 18	@ Det	1-5	L	20-47-03
71	Mar. 19	@ Chi	3-6	L	20-48-03
72	Mar. 21	StL	2-4	L	20-49-03
73	Mar. 23	Edm	4-7	L	20-50-03
74	Mar. 25	@ Edm	1-4	L	20-51-03
75	Mar. 27	@ Cgy	2-4	L	20-52-03
76	Mar. 29	Wsh	3-5	L	20-53-03
77	Mar. 31	StL	2-1	W**	21-53-03
78	Apr. 02	@ Min	2-5	L	21-54-03
79	Apr. 04	Chi	4-3	W*	22-54-03
80	Apr. 06	Minn	3-4	L	22-55-03
81	Apr. 08	@ Dal	3-4	O**	22-55-04
82	Apr. 09	@ StL	2-3	L	22-56-04

*Overtime Decision **Shootout Result

2017-18 COLORADO AVALANCHE



43-30-9, 95 points, 4th Central Div.

GM	DATE	OPP.	W/L	REC.	SCORE
1	Oct. 5	@ NYR	W	01-00-00	4-2
2	Oct. 7	@ NJ	L	01-01-00	1-4
3	Oct. 9	@ Bos	W	02-01-00	4-0
4	Oct. 11	Bos	W	03-01-00	6-3
5	Oct. 13	Ana	W	04-01-00	3-1
6	Oct. 14	@ Dal	L	04-02-00	1-3
7	Oct. 17	@ Nsh	L	04-03-00	1-4
8	Oct. 19	StL	L	04-04-00	3-4
9	Oct. 24	Dal	W	05-04-00	5-3
10	Oct. 27	@ Vgk	L	05-05-00	0-7
11	Oct. 28	Chi	W	06-05-00	6-3
12	Nov. 2	Car	W	07-05-00	5-3
13	Nov. 4	@ Phi	W**	08-05-00	5-4
14	Nov. 5	@ NYI	L	08-06-00	4-6
15	Nov. 10	Ott	O*	08-06-01	3-4
16	Nov. 11	@ Ott	L	08-07-01	3-4
17	Nov. 16	Wsh	W	09-07-01	6-2
18	Nov. 18	@ Nsh	L	09-08-01	2-5
19	Nov. 19	@ Det	W*	10-08-01	4-3
20	Nov. 22	Dal	W	11-08-01	3-0
21	Nov. 24	@ Min	O**	11-08-02	2-3
22	Nov. 25	Cgy	L	11-09-02	2-3
23	Nov. 29	Wpg	W*	12-09-02	3-2
24	Dec. 1	NJ	L	12-10-02	1-2
25	Dec. 3	Dal	L	12-11-02	2-7
26	Dec. 5	Buf	L	12-12-02	2-4
27	Dec. 7	@ TB	L	12-13-02	2-5
28	Dec. 9	@ Fla	W	13-13-02	7-3
29	Dec. 11	@ Pit	W	14-13-02	2-1
30	Dec. 12	@ Wsh	L	14-14-02	2-5
31	Dec. 14	Fla	W	15-14-02	2-1
32	Dec. 16	TB	L	15-15-02	5-6
33	Dec. 18	Pit	W	16-15-02	4-2
34	Dec. 21	@ LA	O*	16-15-03	1-2
35	Dec. 23	@ Ari	W	17-15-03	6-2
36	Dec. 27	Ari	L	17-16-03	1-3
37	Dec. 29	Tor	W*	18-16-03	4-3
38	Dec. 31	NYI	W	19-16-03	6-1
39	Jan. 2	Wpg	W*	20-16-03	3-2
40	Jan. 4	Cbj	W	21-16-03	2-0
41	Jan. 6	Min	W	22-16-03	7-2
42	Jan. 13	@ Dal	W	23-16-03	4-1
43	Jan. 15	Ana	W	24-16-03	3-1
44	Jan. 18	SJ	W	25-16-03	5-3
45	Jan. 20	NYR	W	26-16-03	3-1
46	Jan. 22	@ Tor	W	27-16-03	4-2
47	Jan. 23	@ Mtl	L	27-17-03	2-4
48	Jan. 25	@ StL	L	27-18-03	1-3
49	Jan. 30	@ Van	O*	27-18-04	3-4
50	Feb. 1	@ Edm	W*	28-18-04	4-3
51	Feb. 3	@ Wpg	L	28-19-04	0-3
52	Feb. 6	SJ	W	29-19-04	3-1
53	Feb. 8	@ StL	L	29-20-04	1-6
54	Feb. 10	@ Car	L	29-21-04	1-3
55	Feb. 11	@ Buf	W	30-21-04	5-4
56	Feb. 14	Mtl	W	31-21-04	2-0
57	Feb. 16	@ Wpg	L	31-22-04	1-6
58	Feb. 18	Edm	L	31-23-04	2-4
59	Feb. 20	@ Van	W*	32-23-04	5-4
60	Feb. 22	@ Edm	O*	32-23-05	2-3
61	Feb. 24	@ Cgy	L	32-24-05	1-5
62	Feb. 26	Van	W	33-24-05	3-1
63	Feb. 28	Cgy	W	34-24-05	5-2
64	Mar. 2	Min	W	35-24-05	7-1
65	Mar. 4	Nsh	O*	35-24-06	3-4
66	Mar. 6	@ Chi	O*	35-24-07	1-2
67	Mar. 8	@ Cbj	O*	35-24-08	4-5
68	Mar. 10	Ari	W	36-24-08	5-2
69	Mar. 13	@ Min	W	37-24-08	5-1
70	Mar. 15	@ StL	W	38-24-08	4-1
71	Mar. 16	Nsh	L	38-25-08	2-4
72	Mar. 18	Det	W	39-25-08	5-1
73	Mar. 20	@ Chi	W	40-25-08	5-1
74	Mar. 22	LA	L	40-26-08	1-7
75	Mar. 24	Vgk	W**	41-26-08	2-1
76	Mar. 26	@ Vgk	L	41-27-08	1-4
77	Mar. 28	Phi	L	41-28-08	1-2
78	Mar. 30	Chi	W	42-28-08	5-0
79	Apr. 1	@ Ana	O*	42-28-09	3-4
80	Apr. 2	@ LA	L	42-29-09	1-3
81	Apr. 5	@ SJ	L	42-30-09	2-4
82	Apr. 7	StL	W	43-30-09	5-2

*Overtime Decision **Shootout Result

2018-19 COLORADO AVALANCHE



38-30-14, 90 points, 5th Central Div.

GM	DATE	OPP.	W/L	REC.	SCORE
1	Oct. 4	MIN	W	01-00-00	4-1
2	Oct. 6	PHI	W	02-00-00	5-2
3	Oct. 9	@ CBJ	L	02-01-00	2-5
4	Oct. 11	@ BUF	W	03-01-00	6-1
5	Oct. 13	CGY	O*	03-01-01	2-3
6	Oct. 16	@ NYR	O**	03-01-02	2-3
7	Oct. 18	@ NJD	W	04-01-02	5-3
8	Oct. 20	@ CAR	W	05-01-02	3-1
9	Oct. 22	@ PHI	W	06-01-02	4-1
10	Oct. 24	TBL	L	06-02-02	0-1
11	Oct. 26	OTT	W	07-02-02	6-3
12	Oct. 27	@ MIN	L	07-03-02	2-3
13	Nov. 1	@ CGY	W*	07-04-02	5-6
14	Nov. 2	@ VAN	O*	07-04-03	6-7
15	Nov. 7	NSH	L	07-05-03	1-4
16	Nov. 9	@ WPG	L	07-06-03	2-5
17	Nov. 11	@ EDM	W	08-06-03	4-1
18	Nov. 14	BOS	W	09-06-03	6-3
19	Nov. 16	WSH	O*	09-06-04	2-3
20	Nov. 18	@ ANA	W*	10-06-04	4-3
21	Nov. 21	@ LAK	W	11-06-04	7-3
22	Nov. 23	@ ARI	W	12-06-04	5-1
23	Nov. 24	DAL	W	13-06-04	3-2
24	Nov. 27	@ NSH	W	14-06-04	3-2
25	Nov. 28	PIT	W	15-06-04	6-3
26	Nov. 30	STL	O*	15-06-05	2-3
27	Dec. 2	@ DET	W	16-06-05	2-0
28	Dec. 4	@ PIT	L	16-07-05	3-6
29	Dec. 6	@ FLA	W	17-07-05	5-2
30	Dec. 8	@ TBL	L	17-08-05	1-7
31	Dec. 11	EDM	L	17-09-05	4-6
32	Dec. 14	@ STL	O*	17-09-06	3-4
33	Dec. 15	DAL	W	18-09-06	6-4
34	Dec. 17	NYI	L	18-10-06	1-4
35	Dec. 19	MTL	W	19-10-06	2-1
36	Dec. 21	CHI	L	19-11-06	1-2
37	Dec. 22	@ ARI	L	19-12-06	4-6
38	Dec. 27	@ VGK	L	19-13-06	1-2
39	Dec. 29	CHI	O*	19-13-07	2-3
40	Dec. 31	LAK	O*	19-13-08	2-3
41	Jan. 2	SJS	L	19-14-08	4-5
42	Jan. 4	NYR	W	20-14-08	6-1
43	Jan. 8	@ WPG	L	20-15-08	4-7
44	Jan. 9	@ CGY	L	20-16-08	3-5
45	Jan. 12	@ MTL	L	20-17-08	0-3
46	Jan. 14	@ TOR	W	21-17-08	6-3
47	Jan. 16	@ OTT	L	21-18-08	2-5

YEAR-BY-YEAR TEAM RESULTS

2019-2020 COLORADO AVALANCHE



42-20-8, 92 points, 2nd Central Div.

GM	DATE	OPP.	G-GA	W/L	REC.
1	Oct. 3	CGY	5-3	W	01-00-00
2	Oct. 5	MIN	4-2	W	02-00-00
3	Oct. 10	BOS	4-2	W	03-00-00
4	Oct. 12	ARI	3-2	W*	04-00-00
5	Oct. 14	@ WSH	6-3	W	05-00-00
6	Oct. 16	@ PIT	2-3	O*	05-00-01
7	Oct. 18	@ FLA	5-4	W*	06-00-01
8	Oct. 19	@ TBL	6-2	W	07-00-01
9	Oct. 21	@ STL	1-3	L	07-01-01
10	Oct. 25	@ VGK	6-1	W	08-01-01
11	Oct. 26	ANA	2-5	L	08-02-01
12	Oct. 30	FLA	3-4	O*	08-02-02
13	Nov. 1	DAL	1-2	L	08-03-02
14	Nov. 2	@ ARI	0-3	L	08-04-02
15	Nov. 5	@ DAL	1-4	L	08-05-02
16	Nov. 7	NSH	9-4	W	09-05-02
17	Nov. 9	CBJ	4-2	W	10-05-02
18	Nov. 12	@ WPG	4-0	W	11-05-02
19	Nov. 14	@ EDM	2-6	L	11-06-02
20	Nov. 16	@ VAN	5-4	W*	12-06-02
21	Nov. 19	@ CGY	3-2	W	13-06-02
22	Nov. 21	@ MIN	2-3	L	13-07-02
23	Nov. 23	TOR	3-5	L	13-08-02
24	Nov. 27	EDM	4-1	W	14-08-02
25	Nov. 29	@ CHI	5-2	W	15-08-02
26	Nov. 30	CHI	7-3	W	16-08-02
27	Dec. 4	@ TOR	3-1	W	17-08-02
28	Dec. 5	@ MTL	3-2	W	18-08-02
29	Dec. 7	@ BOS	4-1	W	19-08-02
30	Dec. 9	CGY	4-5	O*	19-08-03
31	Dec. 11	PHI	3-1	W	20-08-03
32	Dec. 13	NJD	3-1	W	21-08-03
33	Dec. 16	@ STL	2-5	L	21-09-03
34	Dec. 18	@ CHI	4-1	W	22-09-03
35	Dec. 19	CAR	1-3	L	22-10-03
36	Dec. 21	CHI	3-5	L	22-11-03
37	Dec. 23	@ VGK	7-3	W	23-11-03
38	Dec. 27	MIN	4-6	L	23-12-03
39	Dec. 28	@ DAL	2-3	O**	23-12-04
40	Dec. 31	WPG	4-7	L	23-13-04
41	Jan. 2	STL	7-3	W	24-13-04
42	Jan. 4	@ NJD	5-2	W	25-13-04
43	Jan. 6	@ NYI	0-1	L	25-14-04
44	Jan. 7	@ NYR	3-5	L	25-15-04
45	Jan. 10	PIT	3-4	O*	25-15-05
46	Jan. 14	DAL	2-3	O*	25-15-06
47	Jan. 16	SJS	4-0	W	26-15-06
48	Jan. 18	STL	5-3	W	27-15-06
49	Jan. 20	DET	6-3	W	28-15-06
50	Feb. 1	@ PHI	3-6	L	28-16-06
51	Feb. 4	@ BUF	6-1	W	29-16-06
52	Feb. 6	@ OTT	4-1	W	30-16-06
53	Feb. 8	@ CBJ	2-1	W	31-16-06
54	Feb. 9	@ MIN	3-2	W	32-16-06
55	Feb. 11	OTT	3-0	W	33-16-06
56	Feb. 13	WSH	2-3	L	33-17-06
57	Feb. 15	LAK	1-3	L	33-18-06
58	Feb. 17	TBL	3-4	O*	33-18-07
59	Feb. 19	NYI	3-1	W	34-18-07
60	Feb. 21	@ ANA	1-0	W	35-18-07
61	Feb. 22	@ LAK	2-1	W**	36-18-07
62	Feb. 26	BUF	3-2	W	37-18-07
63	Feb. 28	@ CAR	3-2	W	38-18-07
64	Feb. 29	@ NSH	3-2	W	39-18-07
65	Mar. 2	@ DET	2-1	W	40-18-07
66	Mar. 4	ANA	3-4	O*	40-18-08
67	Mar. 6	@ VAN	3-6	L	40-19-08
68	Mar. 8	@ SJS	4-3	W	41-19-08
69	Mar. 9	@ LAK	1-3	L	41-20-08
70	Mar. 11	NYR	3-2	W*	42-20-08

*Overtime Decision **Shootout Result

ALL-TIME RECORDS VS. OPPONENTS

ANAHEIM DUCKS

	GP	W	L	O
All-Time	94	42	34	18
Home	47	22	19	6
Away	47	20	15	12
Since '95	92	41	33	18
Home	46	22	18	6
Away	46	19	15	12

ARIZONA COYOTES / WINNIPEG JETS

	GP	W	L	O
All-Time	132	64	50	18
Home	66	34	23	9
Away	66	30	27	9
Since '95	87	47	30	10
Home	43	24	13	6
Away	44	23	17	4

BOSTON BRUINS

	GP	W	L	O
All-Time	148	60	72	16
Home	76	29	41	6
Away	72	31	31	10
Since '95	36	24	10	2
Home	19	11	8	0
Away	17	13	2	2

BUFFALO SABRES

	GP	W	L	O
All-Time	147	65	60	22
Home	74	39	23	12
Away	73	26	37	10
Since '95	35	21	10	4
Home	18	11	5	2
Away	17	10	5	2

CAROLINA HURRICANES / HARTFORD WHALERS

	GP	W	L	O
All-Time	148	76	48	24
Home	75	46	19	10
Away	73	30	29	14
Since '95	36	21	9	6
Home	18	12	3	3
Away	18	9	6	3

CALGARY FLAMES

	GP	W	L	O
All-Time	167	68	75	24
Home	84	37	33	14
Away	83	31	42	10
Since '95	122	57	53	12
Home	62	30	24	8
Away	60	27	29	4

CHICAGO BLACKHAWKS

	GP	W	L	O
All-Time	143	71	55	17
Home	71	38	23	10
Away	72	33	32	7
Since '95	98	55	32	11
Home	49	29	14	6
Away	49	26	18	5

COLUMBUS BLUE JACKETS

	GP	W	L	O
All-Time	61	40	16	5
Home	31	21	9	1
Away	30	19	7	4

DALLAS STARS / MINNESOTA NORTH STARS

	GP	W	L	O
All-Time	145	69	53	23
Home	73	42	18	13
Away	72	27	35	10
Since '95	100	46	35	19
Home	50	26	13	11
Away	50	20	22	8

DETROIT RED WINGS

	GP	W	L	O
All-Time	127	56	61	10
Home	64	29	27	8
Away	63	27	34	2
Since '95	82	35	41	6
Home	41	17	19	5
Away	41	18	22	1

EDMONTON OILERS

	GP	W	L	O
All-Time	166	78	75	13
Home	84	43	36	5
Away	82	35	39	8
Since '95	122	66	45	11
Home	62	36	23	3
Away	60	30	22	8

FLORIDA PANTHERS

	GP	W	L	O
All-Time	43	25	10	8
Home	21	9	6	6
Away	22	16	4	2
Since '95	36	21	8	7
Home	18	8	5	5
Away	18	13	3	2

LOS ANGELES KINGS

	GP	W	L	O
All-Time	137	57	65	15
Home	67	33	29	5
Away	70	24	36	10
Since '95	93	39	43	11
Home	45	23	20	2
Away	48	16	23	9

MINNESOTA WILD

	GP	W	L	O
All-Time	106	50	43	13
Home	53	27	22	4
Away	53	23	21	9

MONTREAL CANADIENS

	GP	W	L	O
All-Time	146	59	72	15
Home	72	39	28	5
Away	74	20	44	10
Since '95	33	20	10	3
Home	15	12	2	1
Away	18	8	8	2

ALL-TIME RECORDS VS. OPPONENTS

NASHVILLE PREDATORS

	GP	W	L	O
All-Time	84	35	37	12
Home	43	19	19	5
Away	41	16	18	7

NEW JERSEY DEVILS / COLORADO ROCKIES

	GP	W	L	O
All-Time	92	46	37	9
Home	45	26	15	4
Away	47	20	22	5
Since '95	38	20	14	4
Home	19	12	6	1
Away	19	8	8	3

NEW YORK ISLANDERS

	GP	W	L	O
All-Time	87	41	39	7
Home	45	27	13	5
Away	42	14	26	2
Since '95	36	18	14	4
Home	19	13	3	3
Away	17	5	11	1

NEW YORK RANGERS

	GP	W	L	O
All-Time	90	42	40	8
Home	45	25	17	3
Away	45	17	23	5
Since '95	38	22	14	2
Home	18	11	7	0
Away	20	11	7	2

OTTAWA SENATORS

	GP	W	L	O
All-Time	53	31	17	5
Home	25	18	5	2
Away	28	13	12	3
Since '95	35	18	14	3
Home	17	10	5	2
Away	18	8	9	1

PHILADELPHIA FLYERS

	GP	W	L	O
All-Time	90	34	40	16
Home	46	20	13	13
Away	44	14	27	3
Since '95	37	20	11	6
Home	20	11	4	5
Away	17	9	7	1

PITTSBURGH PENGUINS

	GP	W	L	O
All-Time	90	42	36	12
Home	43	22	16	5
Away	47	20	20	7
Since '95	37	20	9	8
Home	18	9	4	5
Away	19	11	5	3

SAN JOSE SHARKS

	GP	W	L	O
All-Time	98	48	38	12
Home	48	28	14	6
Away	50	20	24	6
Since '95	91	43	36	12
Home	45	25	14	6
Away	46	18	22	6

ST. LOUIS BLUES

	GP	W	L	O
All-Time	144	63	63	18
Home	73	40	23	10
Away	71	23	40	8
Since '95	100	49	38	13
Home	51	30	14	7
Away	49	19	24	6

TAMPA BAY LIGHTNING

	GP	W	L	O
All-Time	47	23	18	6
Home	24	14	6	4
Away	23	9	12	2
Since '95	37	18	13	6
Home	19	10	5	4
Away	18	8	8	2

TORONTO MAPLE LEAFS

	GP	W	L	O
All-Time	84	43	31	10
Home	39	20	14	5
Away	45	23	17	5
Since '95	38	20	15	3
Home	16	7	9	0
Away	22	13	6	3

VANCOUVER CANUCKS

	GP	W	L	O
All-Time	166	76	64	26
Home	82	39	30	13
Away	84	37	34	13
Since '95	121	60	43	18
Home	59	30	20	9
Away	62	30	23	9

VEGAS GOLDEN KNIGHTS

	GP	W	L	O
All-Time	8	5	3	0
Home	3	3	0	0
Away	5	2	3	0

WASHINGTON CAPITALS

	GP	W	L	O
All-Time	87	33	43	11
Home	44	18	20	6
Away	43	15	23	5
Since '95	35	14	17	4
Home	18	8	8	2
Away	17	6	9	2

WINNIPEG JETS / ATLANTA THRASHERS

	GP	W	L	O
All-Time	48	23	19	6
Home	24	14	7	3
Away	24	9	12	3

AVALANCHE IN THE OLYMPICS

1998 NAGANO, JAPAN

CANADA

Joe Sakic
Adam Foote
Patrick Roy
Marc Crawford (coach)

CZECH REPUBLIC

Milan Hejduk - gold medal

FINLAND

Jari Kurri - bronze medal

GERMANY

Uwe Krupp

RUSSIA

Alexi Gusarov - silver medal
Valeri Kamensky - silver medal

SWEDEN

Peter Forsberg

USA

Adam Deadmarsh

2002 SALT LAKE CITY, UTAH

CANADA

Joe Sakic
Adam Foote
Patrick Roy
Marc Crawford (coach)

CZECH REPUBLIC

Milan Hejduk - gold medal

FINLAND

Jari Kurri - bronze medal

GERMANY

Uwe Krupp

RUSSIA

Alexi Gusarov - silver medal
Valeri Kamensky - silver medal

SWEDEN

Peter Forsberg

USA

Adam Deadmarsh

2006 TORINO, ITALY

CANADA

Rob Blake
Joe Sakic (captain)

CZECH REPUBLIC

Milan Hejduk - bronze medal

FINLAND

Antti Laaksonen - silver medal
Ossi Vaananen (injured)

KAZAKHSTAN

Vitaly Kolesnik

LATVIA

Karlis Skrastins

SLOVAKIA

Peter Budaj
Marek Svatos

SWITZERLAND

David Aebischer

USA

John-Michael Liles

2010 VANCOUVER, B.C.

BELARUS

Ruslan Salei

NORWAY

Jonas Holos

SLOVAKIA

Peter Budaj

USA

Paul Stastny - silver medal

ALL-TIME PLAYOFF RECORDS & SERIES RESULTS

STANLEY CUP PLAYOFF RECORDS VS. NHL TEAMS (1981-2020)

TEAM	SERIES	W	L	GP	W	L	OTL	GF	GA	LAST MTG.	ROUND	RESULT
ANAHEIM	1	0	1	4	0	4	-	4	16	2006	CSF	L, 0-4
ARIZONA	1	1	0	5	4	1	-	22	8	2020	R1	W, 4-1
BOSTON	2	1	1	11	5	6	-	36	37	1983	DSF	L, 1-3
BUFFALO	2	2	0	8	6	2	-	35	27	1985	DSF	W, 3-2
CALGARY	1	1	0	5	4	1	-	17	11	2019	FR	W, 4-1
CHICAGO	2	2	0	12	8	4	-	49	28	1997	CQF	W, 4-2
DALLAS*	5	2	3	32	18	14	-	99	90	2020	R2	L, 3-4
DETROIT	6	3	3	34	17	17	-	88	97	2008	CSF	L, 0-4
EDMONTON	2	1	1	12	7	5	-	35	30	1998	CQF	L, 3-4
FLORIDA	1	1	0	4	4	0	-	15	4	1996	F	W, 4-0
HARTFORD	2	1	1	9	4	5	-	34	35	1987	DSF	W, 4-2
LOS ANGELES	2	2	0	14	8	6	-	33	23	2002	CQF	W, 4-3
MINNESOTA	3	1	2	20	10	10	-	54	50	2014	FR	L, 3-4
MONTREAL	5	2	3	31	14	17	-	85	105	1993	DSF	L, 2-4
NASHVILLE	1	0	1	6	2	4	-	15	22	2018	FR	L, 2-4
NEW JERSEY	1	1	0	7	4	3	-	19	11	2001	F	W, 4-3
NY ISLANDERS	1	0	1	4	0	4	-	9	18	1982	ECF	L, 0-4
NY RANGERS	1	0	1	6	2	4	-	19	25	1995	CQF	L, 2-4
PHILADELPHIA	2	0	2	11	4	7	-	29	39	1985	ECF	L, 2-4
PHOENIX	1	1	0	5	4	1	-	17	10	2000	CQF	W, 4-1
ST. LOUIS*	1	1	0	6	5	1	-	19	12	2020	QR	N/A
SAN JOSE	5	2	3	32	15	17	-	80	91	2019	R2	L, 3-4
VANCOUVER	2	2	0	10	8	2	-	40	26	2001	CQF	W, 4-0
VEGAS	0	0	0	1	0	0	1	3	4	2020	QF	N/A
TOTALS	48	26	22	274	144	130	1	796	778			

*Stats include one game from the Stanley Cup Playoffs Qualifying Round in 2020

PLAYOFF SERIES RESULTS VS. OPPONENTS

ANAHEIM

2006 - CSF - Anaheim won series 4-0, outscoring Colorado 16-4

ARIZONA

2020 - R1 - Colorado won series 4-1, outscoring Arizona 22-8

BOSTON

1982 - DF - Quebec won series 4-3, outscoring Boston 28-26

1983 - DSF - Boston won series 3-1, outscoring Quebec 11-8

BUFFALO

1984 - DSF - Quebec won series 3-0, outscoring Buffalo 13-5

1985 - DSF - Quebec won series 3-2, each team scoring 22 goals

CALGARY

2019 - R1 - Colorado won series 4-1, outscoring Calgary 17-11

CHICAGO

1996 - CSF - Colorado won series 4-2, outscoring Chicago 21-14

1997 - CQF - Colorado won series 4-2, outscoring Chicago 28-14

DALLAS

1999 - WCF - Dallas won series 4-3, outscoring Colorado 23-16

2000 - WCF - Dallas won series 4-3, outscoring Colorado 14-13

2004 - CQF - Colorado won series 4-1, outscoring Dallas 19-10

2006 - CQF - Colorado won series 4-1, outscoring Dallas 18-15

2020 - QF - Colorado won round-robin game 4-0

2020 - R2 - Dallas won series 4-3, Colorado outscoring Dallas 29-28

DETROIT

1996 - WCF - Colorado won series 4-2, outscoring Detroit 20-16

1997 - WCF - Detroit won series 4-2, outscoring Colorado 16-12

1999 - CSF - Colorado won series 4-2, outscoring Detroit 21-14

2000 - CSF - Colorado won series 4-1, outscoring Detroit 13-8

2002 - WCF - Detroit won series 4-3, outscoring Colorado 22-13

2008 - CSF - Detroit won series 4-0, outscoring Colorado 21-9

EDMONTON

1997 - CSF - Colorado won series 4-1, outscoring Edmonton 19-11

1998 - CQF - Edmonton won series 4-3, outscoring Colorado 16-19

FLORIDA

1996 - F - Colorado won series 4-0, outscoring Florida 15-4

HARTFORD

1986 - DSF - Hartford won series 3-0, outscoring Quebec 16-7

1987 - DSF - Quebec won series 4-2, outscoring Hartford 27-19

LOS ANGELES

2001 - CSF - Colorado won series 4-3, outscoring Los Angeles 17-10

2002 - CQF - Colorado won series 4-3, outscoring Los Angeles 16-13

MINNESOTA WILD

2003 - CQF - Minnesota won series 4-3, outscored by Colorado 17-16

2008 - CQF - Colorado won series 4-2, outscoring Minnesota 17-12

2014 - R1 - Minnesota won series 4-3, outscoring Colorado 22-20

MONTREAL

1982 - DSF - Quebec won series 3-2, Montreal outscoring Quebec 16-11

1984 - DF - Montreal won series 4-2, outscoring Quebec 20-13

1985 - DF - Quebec won series 4-3, each team scoring 24 goals

1987 - DF - Montreal won series 4-3, outscoring Quebec 26-21

1993 - DSF - Montreal won series 4-2, outscoring Quebec 19-16

NASHVILLE

2018 - R1 - Nashville won series 4-2, outscoring Colorado 22-15

NEW JERSEY

2001 - F - Colorado won series 4-3, outscoring New Jersey 19-11

NEW YORK ISLANDERS

1982 - ECF - NY Islanders won series 4-0, outscoring Quebec 18-9

NEW YORK RANGERS

1995 - CQF - NY Rangers won series 4-2, outscoring Quebec 25-19

PHILADELPHIA

1981 - PR - Philadelphia won series 2-3, outscoring Quebec 22-17

1985 - ECF - Philadelphia won series 4-2, outscoring Quebec 17-12

PHOENIX

2000 - CQF - Colorado won series 4-1, outscoring Phoenix 17-10

ST. LOUIS

2001 - CF - Colorado won series 4-1, outscoring St. Louis 17-11

2020 - QR - Colorado won round-robin game 2-1

SAN JOSE

1999 - CQF - Colorado won series 4-2, outscoring San Jose 19-17

2002 - CSF - Colorado won series 4-3, outscoring San Jose 25-21

2004 - CSF - San Jose won series 4-2, outscoring Colorado 14-7

2010 - CQF - San Jose won series 4-2, outscoring Colorado 19-11

2019 - R2 - San Jose won series 4-3, outscoring Colorado 20-18

VANCOUVER

1996 - CQF - Colorado won series 4-2, outscoring Vancouver 24-17

2001 - CQF - Colorado won series 4-0, outscoring Vancouver 16-9

VEGAS

2020 - QR - Vegas won round-robin game 4-3 in overtime

QR - Qualifying Round

R1 - First Round

R2 - Second Round

PR - Preliminary Round

DSF - Division Semifinals

DF - Division Finals

CQF - Conference Quarterfinal

CSF - Conference Semifinal

ECF - Eastern Conference Final

WCF - Western Conference Final

F - Stanley Cup Final

FRANCHISE PLAYOFF RECORDS

TEAM RECORDS

TEAM RECORDS

STANLEY CUP CHAMPIONSHIPS

2 1996, 2001

APPEARED IN FINALS

2 1996, 2001

CONFERENCE FINALS

8 '82, '85, '96, '97, '99, '00, '01, '02

APPEARED IN PLAYOFFS

25 (last: 2020)

TOTAL GAMES PLAYED

289

TOTAL GAMES WON

153

TOTAL GAMES LOST

135

MOST WINS, PLAYOFF YEAR

16 2001
1996

FEWEST WINS, PLAYOFF YEAR

0 1986 (0-3)

FEWEST WINS, SERIES

0 2008 vs. Detroit
2006 vs. Anaheim
1986 vs. Hartford
1982 vs. NY Islanders

LARGEST MARGIN OF VICTORY, GAME

7 April 24, 1997 vs. Chicago (7-0)
June 6, 1996 vs. Florida (8-1)

LARGEST MARGIN OF DEFEAT GAME

7 May 31, 2002 at Detroit (0-7)

MOST LOSSES, PLAYOFF YEAR

10 2002 (11-10)

FEWEST LOSSES, PLAYOFF YEAR

3 1981 (2-3), 1983 (1-3)

FEWEST LOSSES, SERIES

0 2001 vs. Vancouver
1996 vs. Florida
1984 vs. Buffalo

MOST GAMES PLAYED

23 2001

MOST GAMES PLAYED, SERIES

7 2020 vs. Dallas
2019 vs. San Jose
2014 vs. Minnesota
2003 vs. Minnesota
2002 vs. Detroit
2002 vs. San Jose
2002 vs. Los Angeles
2001 vs. New Jersey
2001 vs. Los Angeles
2000 vs. Dallas
1999 vs. Dallas

1998 vs. Edmonton

1987 vs. Montreal

1985 vs. Montreal

1982 vs. Boston

FEWEST GAMES PLAYED

3 1986

FEWEST GAMES PLAYED, SERIES

3 1986 vs. Hartford
1984 vs. Buffalo

MOST OVERTIME GAMES

7 1996

MOST OVERTIME GAMES, SERIES

4 2014 vs. Minnesota
1996 vs. Chicago

MOST OVERTIME WINS - SERIES

3 2006 vs. Dallas
1985 vs. Montreal

SHORTEST PLAYOFF OVERTIME GAME

0:22 April 13, 1982 vs. Montreal

LONGEST PLAYOFF OVERTIME GAME

44:33 May 8, 1996 vs. Chicago

SCORING

MOST GOALS, PLAYOFF YEAR

80 1996

MOST GOALS, SERIES

29 2020 vs. Dallas (7 games)

MOST GOALS, GAME

8 May 4, 2002 vs. San Jose (8-2)
June 6, 1996 vs. Florida (8-1)

MOST GOALS, PERIOD

5 Aug. 31, 2020 vs. Dallas (1st)

MOST GOALS AGAINST, YEAR

63 1985

MOST GOALS AGAINST, SERIES

28 2020 vs. Dallas (7 games)

MOST GOALS AGAINST, GAME

9 April 12, 1986 at Hartford (4-9)

MOST GOALS AGAINST, PERIOD

5 2x (last: April 20, 1984 at Mtl)

MOST GOALS BOTH TEAMS, SERIES

57 2020 vs. Dallas (29-28)

MOST GOALS BOTH TEAMS, GAME

13 3x (last: April 12, 1986
at Hartford, 4-9)

MOST GOALS BOTH TEAMS, PERIOD

7 2x (last: April 20, 1985 - 3rd)

FEWEST GOALS, PLAYOFF YEAR

7 1983 (4 games)

FEWEST GOALS, SERIES

4 2006 vs. Anaheim

FEWEST GOALS, GAME

0 19x (last: April 11, 2019 vs. Calgary)

FEWEST GOALS AGAINST

11 1983 (4 games)

FEWEST GOALS AGAINST, SERIES

4 1996 vs. Florida (4 games)

FEWEST GOALS AGAINST, GAME

0 24x (last: Aug. 12, 2020 vs. Arizona)

MOST POWER PLAY GOALS

24 1996

MOST POWER-PLAY GOALS, SERIES

12 1987 vs. Hartford (6 games)
1997 vs. Chicago (6 games)

MOST POWER-PLAY GOALS, GAME

5 April 24, 1997 vs. Chicago
April 14, 1987 vs. Hartford

MOST POWER-PLAY GOALS AGAINST

19 1999

MOST PPG AGAINST, SERIES

9 2020 vs. Dallas (7 games)

MOST PPG AGAINST, GAME

4 April 12, 1986 at Hartford

MOST SHORT-HANDED GOALS

2 9x (last: 2019 - 12 games)

MOST SHORT-HANDED GOALS, SERIES

2 7x (last: 2019 vs. Calgary)

MOST SHORT-HANDED GOALS, GAME

2 April 28, 1993 at Montreal

MOST SHG AGAINST

4 2008, 1997

MOST SHG AGAINST, SERIES

3 1982 vs. Montreal (5 games)

MOST SHG AGAINST, GAME

2 2x (last: 1999 vs. San Jose)

SHOTS

MOST SHOTS

665 1996

MOST SHOTS, SERIES

249 2020 R2 vs. Dallas

MOST SHOTS, GAME

57 May 8, 1996 vs. Chicago

MOST SHOTS, PERIOD

23 Aug. 31, 2020 vs. Dallas (1st)

MOST SHOTS, AGAINST

657 1999

MOST SHOTS AGAINST, SERIES

245 2010 CQF vs. San Jose (6 games)

MOST SHOTS AGAINST, GAME

63 June 10, 1996 at Florida

FRANCHISE PLAYOFF RECORDS

TEAM RECORDS

MOST SHOTS AGAINST, PERIOD

22 April 21, 2014 at Minnesota (1st)
April 26, 2008 at Detroit (2nd)

MOST SHOTS, BOTH TEAMS, GAME

119 June 10, 1996 at Florida (56-63)

FEWEST SHOTS

106 1983 (4 games)

FEWEST SHOTS, SERIES

73 1984 DSF vs Buffalo (3 games)

FEWEST SHOTS, GAME

12 April 24, 2013 at Minnesota
June 2, 2001 at New Jersey

FEWEST SHOTS, PERIOD

1 2x (last: May 24, 1999 at Dallas - 3rd)

FEWEST SHOTS AGAINST, SERIES

83 1984 DSF vs Buffalo (3 games)

FEWEST SHOTS AGAINST, GAME

14 Aug. 12, 2020 vs. Arizona

FEWEST SHOTS AGAINST, PERIOD

1 April 22, 2002 at Los Angeles (3rd)

MOST SHOTS, REGULATION GAME (60 MIN)

56 April 15, 2019 vs. Calgary

PENALTY MINUTES

MOST PENALTY MINUTES

535 1985

MOST PENALTY MINUTES, SERIES

294 1987 DSF vs Hartford (6 games)

MOST PENALTY MINUTES, GAME

134 April 20, 1984 vs Montreal

MOST PIM AGAINST

561 1985

MOST PIM AGAINST, SERIES

317 1987 DSF vs Hartford (6 games)

MOST PIM AGAINST, GAME

123 2x (last: April 20, 1984 vs. Montreal)

MOST PIM BOTH TEAMS, SERIES

611 1987 (294-317, 6 games)

MOST PIM BOTH TEAMS, GAME

257 April 20, 1984 vs Montreal (134-123)

SHUTOUTS

MOST SHUTOUTS, PLAYOFF YEAR

4 2001 (23 games)

MOST SHUTOUTS, SERIES

2 2002 vs Los Angeles (7 games)
2001 vs. Los Angeles (7 games)
2001 vs. New Jersey (7 games)
1997 vs Chicago (6 games)

FASTEST GOALS

FASTEST TWO GOALS

:07 Adam Foote 19:44, Adam Deadmarsh 19:51,
May 23, 1996 (2nd), CF Game 3 vs. Detroit

FASTEST THREE GOALS

:38 Peter Forsberg 9:11, Joe Sakic 9:28,
Eric Messier 9:49, April 18, 2001 (3rd),
CQF Game 4 vs. Vancouver

FASTEST FOUR GOALS

2:36 Andre Burakovsky 11:51, Nathan
MacKinnon 12:32, Nazem Kadri 13:43,
Mikko Rantanen 14:27, Aug. 31, 2020
(1st), R2 Game 5 vs. Dallas

PLAYOFF TRENDS

50 playoff series in franchise history, 27-23 series record

35 playoff series since moving to Denver, 21-14 series record

44 best-of-seven playoff series in franchise history, 24-20 record

35 best-of-seven playoff series since moving to Denver, 21-14 series record

When winning the first game of a playoff series.....	19-10 (16-5 as Avalanche)
When losing the first game of a playoff series.....	8-13 (5-9 as Avalanche)
When winning the first game of a playoff series (best-of-seven only)	17-10 (16-5 as Avalanche)
When losing the first game of a playoff series (best-of-seven only)	7-10 (5-9 as Avalanche)
When winning the first two games of a playoff series.....	15-3 (13-1 as Avalanche)
When losing the first two games of a playoff series.....	3-9 (1-5 as Avalanche)
When splitting the first two games of a playoff series.....	9-11 (7-8 as Avalanche)
When winning the first two games of a playoff series (best-of-seven only)	13-3 (13-1 as Avalanche)
When losing the first two games of a playoff series (best-of-seven only)	3-6 (1-5 as Avalanche)
When splitting the first two games of a playoff series (best-of-seven only)	8-11 (7-8 as Avalanche)
When winning the first three games of a playoff series	5-0 (4-0 as Avalanche)
When losing the first three games of a playoff series	0-5 (0-3 as Avalanche)
When winning two of the first three games of a playoff series	16-7 (13-5 as Avalanche)
When losing two of the first three games of a playoff series	6-11 (4-6 as Avalanche)
When winning the first three games of a playoff series (best-of-seven only)	4-0 (4-0 as Avalanche)
When losing the first three games of a playoff series (best-of-seven only)	0-4 (0-3 as Avalanche)
When winning two of the first three games of a playoff series (best-of-seven only)	14-7 (13-5 as Avalanche)
When losing two of the first three games of a playoff series (best-of-seven only).....	6-9 (4-6 as Avalanche)
When splitting the first four games of a playoff series	13-11 (8-6 as Avalanche)
When splitting the first four games of a playoff series (best-of-seven only).....	11-10 (8-6 as Avalanche)
When leading a series 3-1 (best-of-seven only)	10-2 (10-2 as Avalanche)
When trailing a series 1-3 (best-of-seven only)	0-5 (0-4 as Avalanche)
Final Game of a Series (Game 5 or Game 7).....	8-10 (4-8 as Avalanche)
Game 7	6-9 (4-8 as Avalanche)

PLAYOFF OVERTIME: The Avalanche/Nordiques are 40-31 all-time in playoff overtime, including a 30-22 record since moving to Denver.

FRANCHISE PLAYOFF RECORDS

INDIVIDUAL RECORDS

POINTS

MOST POINTS, CAREER

188 Joe Sakic

MOST POINTS, PLAYOFF YEAR

34 Joe Sakic, 1996

MOST POINTS, SERIES

12 Nathan MacKinnon, 2020 R2 vs. Dal (7 gm)
Peter Forsberg, 2002 CSF vs SJ (7 gm)
Peter Stastny, 1982 DF vs Bos (7 gm)
Joe Sakic 1997 CQF vs. Chi (6 gm)
Joe Sakic 1999 CQF vs. SJ (6 gm)

MOST POINTS, GAME

5 Peter Forsberg, April 24, 1998
vs. Edmonton (2g/3a)
Risto Siltanen, April 14, 1987
at Hartford (5a)

MOST POINTS, PERIOD

3 14x (last: Nathan MacKinnon,
Aug. 19, 2020 vs. Arizona - 2nd)

GOALS

MOST GOALS, CAREER

84 Joe Sakic

MOST GOALS, PLAYOFF YEAR

18 Joe Sakic, 1996

MOST GOALS, SERIES

7 J. Sakic, 1996 CQF vs. Van (6 gm)
R. Cloutier, 1982 DF vs. Bos (7 gm)

MOST GOALS, GAME

3 9x (last: Valeri Kamensky,
April 24, 1997 vs Chicago)

MOST GOALS - PERIOD

3 Peter Forsberg, June 6, 1996 vs. Fla

MOST POWER-PLAY GOALS, CAREER

27 Joe Sakic

MOST PPG, PLAYOFF YEAR

7 Michel Goulet, 1985

MOST POWER-PLAY GOALS, SERIES

4 N. Kadri, 2020 R1 vs. Arizona
V. Kamensky, 1997 CQF vs. Chi

MOST POWER-PLAY GOALS, GAME

3 V. Kamensky, April 24, 1997 vs. Chi

MOST POWER-PLAY GOALS, PERIOD

2 4x (last: Nazem Kadri, Aug. 17, 2020 at
Arizona - 1st)

MOST SHG, PLAYOFF YEAR

2 Matt Nieto, 2019
Andre Savard, 1984
Michel Goulet, 1982

MOST SHORTHANDED GOALS, SERIES

2 Matt Nieto, 2019 R1 vs. Calgary
Andre Savard, 1984 DSF vs. Buffalo

MOST GAME-WINNING GOALS, CAREER

19 Joe Sakic

GOALS (cont.)

MOST GWG, PLAYOFF YEAR

6 Joe Sakic, 1996

MOST GAME-WINNING GOALS, SERIES

3 Peter Forsberg, 2002 CSF vs. SJ
Peter Forsberg, 2000 CSF vs. Det

MOST OVERTIME GOALS, CAREER

8 Joe Sakic

MOST OVERTIME GOALS, PLAYOFF YEAR

2 Joe Sakic, 2004
Peter Forsberg, 2002
Milan Hejduk, 1999
Joe Sakic, 1996
Peter Stastny, 1985

MOST OVERTIME GOALS, SERIES

2 Joe Sakic, 2004 vs. SJ
Milan Hejduk, 1999 vs. SJ

ASSISTS

MOST ASSISTS, CAREER

104 Joe Sakic

MOST ASSISTS, PLAYOFF YEAR

19 Peter Stastny, 1985

MOST ASSISTS, SERIES

10 Peter Stastny, 1985 DSF vs. Buffalo (5
games)

MOST ASSISTS, GAME

5 Risto Siltanen, April 14, 1987 at Hart.

SHOTS

MOST SHOTS-ON-GOAL, YEAR

98 Joe Sakic, 1996

MOST SHOTS-ON-GOAL, SERIES

34 Joe Sakic, 1996 CQF vs Van

MOST SHOTS-ON-GOAL, GAME

11 C. Lemieux, May 9, 1997 at Edm
C. Lemieux, May 8, 1996 at Chi

PENALTY MINUTES

MOST PENALTY MINUTES, CAREER

357 Dale Hunter

MOST PENALTY MINUTES, YEAR

99 Basil McRae, 1987

MOST PENALTY MINUTES, SERIES

50 B. McRae, 1987 vs. Hart. (6 gm)

MOST PENALTY MINUTES, GAME

31 Kim Clackson, April 8, 1981 at Phi

HAT TRICKS

MOST HAT TRICKS, PLAYOFF YEAR

3 1987 (P. Stastny, M. Goulet,
J. Ogrodnick)

MOST HAT TRICKS, SERIES

3 1987 DSF vs Hartford
(P. Stastny, M. Goulet, J. Ogrodnick)

MOST HAT TRICKS, GAME

1 9x (last: Valeri Kamensky,
April 24, 1997 vs. Chicago)

FASTEST GOALS

FASTEST GOAL FROM START OF GAME

0:29 W. Paiement, April 16, 1982 at Bos

FASTEST GOAL BY OPPONENT, START OF GAME

0:07 Terry Murray, April 12, 1981 vs. Phi

FASTEST GOAL FROM START OF PERIOD

0:17 Peter Forsberg, April 22, 1998 vs. Edm (3rd)

FASTEST GOAL BY OPPONENT FROM START OF PERIOD

0:07 Terry Murray, April 12, 1981 vs. Phi

FASTEST TWO GOALS, ONE PLAYER

1:12 Dale Hunter, April 10, 1982 vs Mtl

FASTEST TWO GOALS BY OPPONENT

1:04 J. Lehtinen, April 24, 2006 at Dal

FASTEST THREE GOALS, ONE PLAYER

10:54 Peter Forsberg, June 6, 1996 vs Fla

FASTEST THREE GOALS BY OPPONENT

12:37 D. Andreychuk, April 14, 1985 at Buf

SHUTOUTS

MOST SHUTOUTS, CAREER

18 Patrick Roy

MOST SHUTOUTS, PLAYOFF YEAR

4 Patrick Roy, 2001

MOST SHUTOUTS, SERIES

2 Patrick Roy, 2002 CSF vs. SJ (7 gm)
Patrick Roy, 2001 F vs. NJ (7 gm)
Patrick Roy, 2001 CSF vs. LA (7 gm)
Patrick Roy, 2000 CF vs. Dal (7 gm)
Patrick Roy, 1997 CQF vs Chi (6 gm)

SAVES

MOST SAVES, PLAYOFF YEAR

598 Patrick Roy, 1999
Patrick Roy, 1996

MOST SAVES, SERIES

223 Craig Anderson, 2010 CQF vs. SJS

MOST SAVES, GAME

63 Patrick Roy, June 10, 1996 at Fla

MOST SAVES, GAME (REGULATION ONLY)

44 Patrick Roy, May 11, 1999 at Det
Andrew Hammond, April 20, 2018 at Nsh

MOST SAVES, PERIOD

22 Semyon Varlamov, April 21, 2014 at Min (1st)

FRANCHISE PLAYOFF LEADERS

SKATERS

GAMES PLAYED		POINTS		SHORT-HANDED GOALS	
Joe Sakic	172	Joe Sakic	188	Joe Sakic	4
Adam Foote	170	Peter Forsberg	159	Brent Ashton	2
Peter Forsberg	140	Peter Stastny	81	Peter Forsberg	2
Stephane Yelle	117	Milan Hejduk	76	Michel Goulet	2
Milan Hejduk	112	Sandis Ozolinsh	65	Matt Nieto	2
Jon Klemm	94	Michel Goulet	64	Andre Savard	2
Adam Deadmarsh	88	Valeri Kamensky	60	Dale Hunter	2
Dale Hunter	86	Adam Deadmarsh	56	GAME-WINNING GOALS	
Alex Tanguay	83	Claude Lemieux	55	Joe Sakic	19
Sandis Ozolinsh	82	Nathan MacKinnon	54	Peter Forsberg	12
GOALS		Anton Stastny	52	Chris Drury	11
Joe Sakic	84	PENALTY MINUTES		Alex Tanguay	6
Peter Forsberg	58	Dale Hunter	357	Milan Hejduk	5
Michel Goulet	34	Adam Foote	298	Dale Hunter	5
Milan Hejduk	34	Paul Gillis	154	Nazem Kadri	5
Chris Drury	26	Peter Forsberg	145	Valeri Kamensky	5
Valeri Kamensky	25	Randy Moller	140	Claude Lemieux	5
Claude Lemieux	24	Basil McRae	133	Nathan MacKinnon	5
Peter Stastny	24	Claude Lemieux	121	Sandis Ozolinsh	4
Adam Deadmarsh	22	Wilf Paiement	114	Peter Stastny	4
Nathan MacKinnon	20	Michel Goulet	98	OVERTIME GOALS	
Anton Stastny	20	POWER-PLAY GOALS		Joe Sakic	8
ASSISTS		Joe Sakic	27	Chris Drury	3
Joe Sakic	104	Peter Forsberg	15	Peter Forsberg	3
Peter Forsberg	101	Michel Goulet	14	Dale Hunter	3
Peter Stastny	57	Milan Hejduk	14	Peter Stastny	3
Sandis Ozolinsh	47	Peter Stastny	11	Milan Hejduk	2
Milan Hejduk	42	Valeri Kamensky	10	Nathan MacKinnon	2
Adam Foote	35	Sandis Ozolinsh	10		
Valeri Kamensky	35	Claude Lemieux	9		
Adam Deadmarsh	34	Adam Deadmarsh	7		
Nathan MacKinnon	34	Anton Stastny	7		
Anton Stastny	32				
Alex Tanguay	32				

GOALTENDERS

APPEARANCES		MINUTES		GOALS-AGAINST AVERAGE (MIN. 10GP)	
Patrick Roy	133	Patrick Roy	8245	David Aebischer	2.07
Dan Bouchard	30	Dan Bouchard	1808	Philipp Grubauer	2.15
Mario Gosselin	29	Mario Gosselin	1753	Patrick Roy	2.18
Philipp Grubauer	19	Philipp Grubauer	1117	Jose Theodore	3.09
Jose Theodore	19	Jose Theodore	1087	Mario Gosselin	3.29
David Aebischer	13	David Aebischer	697	Dan Bouchard	3.32
Semyon Varlamov	7	Semyon Varlamov	432	SAVE PERCENTAGE (MIN. 10GP)	
Craig Anderson	6	Ron Hextall	372	Philipp Grubauer	.924
Stephane Fiset	6	Craig Anderson	366	Patrick Roy	.922
Pavel Francouz	6	John Garrett	323	David Aebischer	.922
Ron Hextall	6	Pavel Francouz	315	Jose Theodore	.904
Clint Malarchuk	6	SHUTOUTS		Mario Gosselin	.881
WINS		Patrick Roy	18		
Patrick Roy	81	Philipp Grubauer	2		
Mario Gosselin	16	David Aebischer	1		
Dan Bouchard	12	Craig Anderson	1		
Philipp Grubauer	12	Dan Bouchard	1		
Jose Theodore	8	Pavel Francouz	1		
David Aebischer	6				
John Garrett	3				
Semyon Varlamov	3				
Craig Anderson	2				
Pavel Francouz	2				
Ron Hextall	2				
Michael Hutchinson	2				

SINGLE-SEASON PLAYOFF LEADERS

SKATERS

GAMES PLAYED			POINTS			SHORT-HANDED GOALS		
23	Rob Blake	2001	34	Joe Sakic	1996	2	Matt Nieto	2019
23	Greg deVries	2001	27	Peter Forsberg	2002	2	Andre Savard	1984
23	Chris Drury	2001	26	Joe Sakic	2001	2	Michel Goulet	1982
23	Adam Foote	2001	25	Nathan MacKinnon	2020	GAME-WINNING GOALS		
23	Milan Hejduk	2001	25	Joe Sakic	1997	6	Joe Sakic	1996
23	Dan Hinote	2001	24	Peter Forsberg	1999	5	Nazem Kadri	2020
23	Eric Messier	2001	23	Milan Hejduk	2001	4	Peter Forsberg	2002
23	Ville Nieminen	2001	23	Claude Lemieux	1997	4	Peter Forsberg	2000
23	Shjon Podein	2001	23	Peter Stastny	1985	4	Chris Drury	1999
23	Martin Skoula	2001	22	Valeri Kamensky	1997	4	Claude Lemieux	1997
23	Alex Tanguay	2001	22	Valeri Kamensky	1996	3	(4) Players Tied	
23	Stephane Yelle	2001	PENALTY MINUTES			OVERTIME GOALS		
GOALS			99	Basil McRae	1987	2	Joe Sakic	2004
18	Joe Sakic	1996	97	Dale Hunter	1985	2	Peter Forsberg	2002
13	Joe Sakic	2001	73	Paul Gillis	1985	2	Milan Hejduk	1999
13	Claude Lemieux	1997	65	Paul Gillis	1987	2	Joe Sakic	1996
11	Chris Drury	2001	62	Adam Foote	1997	2	Peter Stastny	1985
11	Michel Goulet	1985	58	Wilf Paiement	1985	POINTS BY DEFENSEMAN		
10	Peter Forsberg	1996	56	Dale Hunter	1987	19	Rob Blake	2001
10	Valeri Kamensky	1996	55	Claude Lemieux	1996	19	Sandis Ozolinsh	1996
9	Nathan MacKinnon	2020	53	Gord Donnelly	1987	17	Sandis Ozolinsh	1997
9	Peter Forsberg	2002	52	Dale Hunter	1982	16	Uwe Krupp	1996
9	Joe Sakic	2002	POWER-PLAY GOALS			15	Cale Makar	2020
9	Michel Goulet	1987	7	Michel Goulet	1985	13	Greg de Vries	2002
9	John Ogrrodnick	1987	6	Nazem Kadri	2020	12	Rob Blake	2002
ASSISTS			6	Joe Sakic	1996	12	Sandis Ozolinsh	1999
19	Peter Stastny	1985	5	Valeri Kamensky	1997	12	Sandis Ozolinsh	1999
18	Peter Forsberg	2002	5	Joe Sakic	2001	12	Robert Picard	1987
17	Joe Sakic	1997	4	S. Konowalchuk	2004	POINTS BY ROOKIE		
16	Nathan MacKinnon	2020	4	Joe Sakic	2002	17	Marian Stastny	1982
16	Milan Hejduk	2001	4	Milan Hejduk	2001	15	Cale Makar	2020
16	Peter Forsberg	1999	4	Claude Lemieux	1997	12	Milan Hejduk	1999
16	Joe Sakic	1996	4	Michel Goulet	1987	10	Nathan MacKinnon	2014
15	Alex Tanguay	2001	4	Peter Stastny	1982	10	Ville Nieminen	2001
14	Mikko Rantanen	2020				10	Peter Stastny	1981
14	Valeri Kamensky	1997				8	Chris Drury	1999
14	Sandis Ozolinsh	1996				7	Mark Kumpel	1985
14	Marian Stastny	1982				7	Anton Stastny	1981

GOALTENDERS

APPEARANCES			MINUTES			GOALS-AGAINST AVERAGE		
23	Patrick Roy	2001	1454	Patrick Roy	1996	Minimum 2 series or 10 Games		
22	Patrick Roy	1996	1451	Patrick Roy	2001	1.70	Patrick Roy	2001
21	Patrick Roy	2002	1241	Patrick Roy	2002	1.79	Patrick Roy	2000
19	Patrick Roy	1999	1173	Patrick Roy	1999	2.08	David Aebischer	2004
17	Patrick Roy	2000	1059	Mario Gosselin	1985	2.10	Patrick Roy	1996
17	Patrick Roy	1997	1039	Patrick Roy	2000	2.21	Patrick Roy	1997
17	Mario Gosselin	1985	1034	Patrick Roy	1997	2.30	Philipp Grubauer	2019
12	Philipp Grubauer	2019	732	Philipp Grubauer	2019	2.51	Patrick Roy	2002
11	David Aebischer	2004	677	Dan Bouchard	1982	2.66	Patrick Roy	1999
11	Mario Gosselin	1987	662	David Aebischer	2004	3.04	Jose Theodore	2006
11	Dan Bouchard	1982	SHUTOUTS			3.06	Mario Gosselin	1985
WINS			4	Patrick Roy	2001	SAVE PERCENTAGE		
16	Patrick Roy	2001	3	Patrick Roy	2002	Minimum 2 series or 10 Games		
16	Patrick Roy	1996	3	Patrick Roy	2000	.934	Patrick Roy	2001
11	Patrick Roy	2002	3	Patrick Roy	1997	.932	Patrick Roy	1997
11	Patrick Roy	2000	3	Patrick Roy	1996	.928	Patrick Roy	2000
11	Patrick Roy	1999	1	Philipp Grubauer	2019	.925	Philipp Grubauer	2019
10	Patrick Roy	1997	1	Craig Anderson	2010	.922	David Aebischer	2004
9	Mario Gosselin	1985	1	David Aebischer	2004	.921	Patrick Roy	1996
7	Philipp Grubauer	2019	1	Patrick Roy	2003	.920	Patrick Roy	1999
7	Mario Gosselin	1987	1	Patrick Roy	1999	.909	Patrick Roy	2002
6	David Aebischer	2004	1	Dan Bouchard	1981	.906	Jose Theodore	2008

HAT TRICKS, SAVE RECORDS, LONGEST/SHORTEST GAMES

HAT TRICKS, FRANCHISE PLAYOFF HISTORY (9)

Player	Date	Opponent
Peter Stastny	April 5, 1983	at Boston
Michel Goulet	April 23, 1985	vs. MONTREAL
Peter Stastny	April 11, 1987	vs. HARTFORD
Michel Goulet	April 12, 1987	vs. HARTFORD
John Ogradnick	April 14, 1987	at Hartford
Joe Sakic	May 6, 1995	vs. NY RANGERS
Joe Sakic	April 25, 1996	vs. VANCOUVER
Peter Forsberg	June 6, 1996	vs. FLORIDA
Valeri Kamensky	April 24, 1997	vs. CHICAGO

LONGEST PLAYOFF OVERTIME GAMES, FRANCHISE HISTORY

Time	OT	Date	Opponent	Round	Goal Scorer	Result
44:33	3 OT	May 8, 1996	at Chicago	Game 4 - WCF	Joe Sakic	W, 3-2
44:31	3 OT	June 10, 1996	at Florida	Game 4 - F	Uwe Krupp	W, 1-0
31:03	2 OT	April 20, 1997	at Chicago	Game 3 - CQF	Sergei Krivokrasov	L, 3-4
30:27	2 OT	May 16, 2001	at St. Louis	Game 3 - WCF	Scott Young	L, 3-4
25:21	2 OT	April 14, 2004	at Dallas	Game 4 - CQF	Marek Svatos	W, 3-2
25:18	2 OT	May 13, 1996	at Chicago	Game 6 - CSF	Sandis Ozolinsh	W, 4-3

SHORTEST PLAYOFF OVERTIME GAMES, FRANCHISE HISTORY

Time	Date	Opponent	Round	Goal Scorer	Result
0:22	April 13, 1982	at Montreal	Game 5 - DSF	Dale Hunter	W, 3-2
0:24	May 21, 2001	vs. ST. LOUIS	Game 5 - WCF	Joe Sakic	W, 2-1
0:37	April 12, 1981	vs. PHILADELPHIA	Game 4 - PR	Dale Hunter	W, 4-3
0:51	April 18, 2010	vs. SAN JOSE	Game 3 - CQF	Ryan O'Reilly	W, 1-0
0:51	April 25, 1996	vs. VANCOUVER	Game 5 - CQF	Joe Sakic	W, 5-4

MOST SAVES, FRANCHISE PLAYOFF HISTORY

Sv	Goaltender	Date	Opponent	Result
63	Patrick Roy	June 10, 1996	at Florida	W, 1-0 3OT
56	Patrick Roy	May 16, 2001	at St. Louis	L, 3-4 2OT
53	Patrick Roy	April 20, 1997	at Chicago	L, 3-4 2OT
51	Craig Anderson	April 18, 2010	vs. SAN JOSE	W, 1-0 OT
50	Jose Theodore	April 30, 2006	at Dallas	W, 3-2 OT

MOST SAVES IN A 60-MINUTE GAME (NON-OT), FRANCHISE PLAYOFF HISTORY

Sv	Goaltender	Date	Opponent	Result
44	Andrew Hammond	April 20, 2018	at Nashville	W, 2-1
44	Patrick Roy	May 11, 1999	at Detroit	W, 5-3
42	Patrick Roy	May 4, 1997	vs. EDMONTON	W, 4-1
42	Patrick Roy	April 24, 1999	at San Jose	W, 3-1
41	Patrick Roy	May 24, 1999	at Dallas	L, 2-4

YEAR-BY-YEAR PLAYOFF RESULTS

1981

PRELIMINARY ROUND

4/8 @ PHILADELPHIA	4-6	L
4/9 @ PHILADELPHIA	5-8	L
4/11 PHILADELPHIA	2-0	W
4/12 PHILADELPHIA	4-3*	W
4/14 @ PHILADELPHIA	2-5	L

PHILADELPHIA WON BEST-OF-FIVE SERIES 3-2

1982

DIVISION SEMIFINALS

4/7 @ MONTREAL	1-5	L
4/8 @ MONTREAL	3-2	W
4/10 MONTREAL	2-1	W
4/11 MONTREAL	2-6	L
4/13 @ MONTREAL	3-2*	W

QUEBEC WON BEST-OF-FIVE SERIES 3-2

DIVISION FINALS

4/15 @ BOSTON	3-4	L
4/16 @ BOSTON	4-8	L
4/18 BOSTON	3-2*	W
4/19 BOSTON	7-2	W
4/21 @ BOSTON	4-3	W
4/23 BOSTON	5-6*	L
4/25 @ BOSTON	2-1	W

QUEBEC WON BEST-OF-SEVEN SERIES 4-3

WALES CONFERENCE FINALS

4/27 @ NY ISLANDERS	1-4	L
4/29 @ NY ISLANDERS	2-5	L
5/1 NY ISLANDERS	4-5*	L
5/4 NY ISLANDERS	2-4	L

NEW YORK WON BEST-OF-SEVEN SERIES 4-0

1983

DIVISION SEMIFINALS

4/5 @ BOSTON	3-4*	L
4/7 @ BOSTON	2-4	L
4/9 BOSTON	2-1	W
4/10 BOSTON	1-2	L

BOSTON WON BEST-OF-FIVE SERIES 3-1

1984

DIVISION SEMIFINALS

4/4 @ BUFFALO	3-2	W
4/5 @ BUFFALO	6-2	W
4/7 BUFFALO	4-1	W

QUEBEC WON BEST-OF-FIVE SERIES 3-0

DIVISION FINALS

4/12 MONTREAL	4-2	W
4/13 MONTREAL	1-4	L
4/15 @ MONTREAL	1-2	L
4/16 @ MONTREAL	4-3*	W
4/18 MONTREAL	0-4	L
4/20 @ MONTREAL	3-5	L

MONTREAL WON BEST-OF-SEVEN SERIES 4-2

1985

DIVISION SEMIFINALS

4/10 BUFFALO	5-2	W
4/11 BUFFALO	3-2	W
4/13 @ BUFFALO	4-6	L
4/14 @ BUFFALO	4-7	L
4/16 BUFFALO	6-5	W

QUEBEC WON BEST-OF-FIVE SERIES 3-2

DIVISION FINALS

4/18 @ MONTREAL	2-1*	W
4/21 @ MONTREAL	6-4	L
4/23 MONTREAL	7-6*	W
4/25 MONTREAL	1-3	L
4/27 @ MONTREAL	5-1	W
4/30 MONTREAL	2-5	L
5/2 @ MONTREAL	3-2*	W

QUEBEC WON BEST-OF-SEVEN SERIES 4-3

WALES CONFERENCE FINALS

5/5 PHILADELPHIA	2-1*	W
5/7 PHILADELPHIA	2-4	L
5/9 @ PHILADELPHIA	2-4	L
5/12 @ PHILADELPHIA	5-3	W
5/14 PHILADELPHIA	1-2	L
5/16 @ PHILADELPHIA	0-3	L

PHILADELPHIA WON BEST-OF-SEVEN 4-2

1986

DIVISION SEMIFINALS

4/9 HARTFORD	2-3*	L
4/10 HARTFORD	1-4	L
4/12 @ HARTFORD	4-9	L

HARTFORD WON BEST-OF-FIVE SERIES 3-0

1987

DIVISION SEMIFINALS

4/8 @ HARTFORD	2-3*	L
4/9 @ HARTFORD	4-5	L
4/11 HARTFORD	5-1	W
4/12 HARTFORD	4-1	W
4/14 @ HARTFORD	7-5	W
4/16 HARTFORD	5-4*	W

QUEBEC WON BEST-OF-SEVEN SERIES 4-2

DIVISION FINALS

4/20 @ MONTREAL	7-5	W
4/22 @ MONTREAL	2-1	W
4/24 MONTREAL	2-7	L
4/26 MONTREAL	2-3*	L
4/28 @ MONTREAL	2-3	L
4/30 MONTREAL	3-2	W
5/2 @ MONTREAL	3-5	L

MONTREAL WON BEST-OF-SEVEN SERIES 4-3

1993

DIVISION SEMIFINALS

4/18 MONTREAL	3-2*	W
4/20 MONTREAL	4-1	W
4/22 @ MONTREAL	1-2*	L
4/24 @ MONTREAL	2-3	L
4/26 MONTREAL	4-5*	L
4/28 @ MONTREAL	2-6	L

MONTREAL WON BEST-OF-SEVEN SERIES 4-2

1995

CONFERENCE QUARTERFINALS

5/6 NY RANGERS	5-4	W
5/8 NY RANGERS	3-8	L
5/10 @ NY RANGERS	3-4	L
5/12 @ NY RANGERS	2-3*	L
5/14 NY RANGERS	4-2	W
5/16 @ NY RANGERS	2-4	L

NEW YORK WON BEST-OF-SEVEN SERIES 4-2

1996

CONFERENCE QUARTERFINALS

4/16 VANCOUVER	5-2	W
4/18 VANCOUVER	4-5	L
4/20 @ VANCOUVER	4-0	W
4/22 @ VANCOUVER	3-4	L
4/25 VANCOUVER	5-4*	W
4/27 @ VANCOUVER	3-2	W

COLORADO WON BEST-OF-SEVEN SERIES 4-2

CONFERENCE SEMIFINALS

5/2 CHICAGO	2-3*	L
5/4 CHICAGO	5-1	W
5/6 @ CHICAGO	3-4*	L
5/8 @ CHICAGO	3-2*	W
5/11 CHICAGO	4-1	W
5/13 @ CHICAGO	4-3*	W

COLORADO WON BEST-OF-SEVEN SERIES 4-2

WESTERN CONFERENCE FINALS

5/19 @ DETROIT	3-2*	W
5/21 @ DETROIT	3-0	W
5/23 DETROIT	4-6	L
5/25 DETROIT	4-2	W
5/27 @ DETROIT	2-5	L
5/29 DETROIT	4-1	W

COLORADO WON BEST-OF-SEVEN SERIES 4-2

STANLEY CUP CHAMPIONSHIP

6/4 FLORIDA	3-1	W
6/6 FLORIDA	8-1	W
6/8 @ FLORIDA	3-2	W
6/10 @ FLORIDA	1-0*	W

COLORADO WON BEST-OF-SEVEN SERIES 4-0

YEAR-BY-YEAR PLAYOFF RESULTS

1997

CONFERENCE QUARTERFINALS

4/16	CHICAGO	6-0	W
4/18	CHICAGO	3-1	W
4/20 @	CHICAGO	3-4*	L
4/22 @	CHICAGO	3-6	L
4/24	CHICAGO	7-0	W
4/26 @	CHICAGO	6-3	W

COLORADO WON BEST-OF-SEVEN SERIES 4-2

CONFERENCE SEMIFINALS

5/2	EDMONTON	5-1	W
5/4	EDMONTON	4-1	W
5/7 @	EDMONTON	3-4	L
5/9 @	EDMONTON	3-2*	W
5/11	EDMONTON	4-3	W

COLORADO WON BEST-OF-SEVEN SERIES 4-1

WESTERN CONFERENCE FINALS

5/15	DETROIT	2-1	W
5/17	DETROIT	2-4	L
5/19 @	DETROIT	1-2	L
5/22 @	DETROIT	0-6	L
5/24	DETROIT	6-0	W
5/26 @	DETROIT	1-3	L

DETROIT WON BEST-OF-SEVEN SERIES 4-2

1998

CONFERENCE QUARTERFINALS

4/22	EDMONTON	2-3	L
4/24	EDMONTON	5-2	W
4/26 @	EDMONTON	5-4*	W
4/28 @	EDMONTON	3-1	W
4/30	EDMONTON	1-3	L
5/2 @	EDMONTON	0-2	L
5/4	EDMONTON	0-4	L

EDMONTON WON BEST-OF-SEVEN SERIES 4-3

1999

CONFERENCE QUARTERFINALS

4/24 @	SAN JOSE	3-1	W
4/26 @	SAN JOSE	2-1*	W
4/28	SAN JOSE	2-4	L
4/30	SAN JOSE	3-7	L
5/1	SAN JOSE	6-2	W
5/3 @	SAN JOSE	3-2*	W

COLORADO WON BEST-OF-SEVEN SERIES 4-2

CONFERENCE SEMIFINALS

5/7	DETROIT	2-3*	L
5/9	DETROIT	0-4	L
5/11 @	DETROIT	5-3	W
5/13 @	DETROIT	6-2	W
5/16	DETROIT	3-0	W
5/18 @	DETROIT	5-2	W

COLORADO WON BEST-OF-SEVEN SERIES 4-2

WESTERN CONFERENCE FINALS

5/22 @	DALLAS	2-1	W
5/24 @	DALLAS	2-4	L
5/26	DALLAS	0-3	L
5/28	DALLAS	3-2*	W
5/30 @	DALLAS	7-5	W
6/1	DALLAS	1-4	L
6/3 @	DALLAS	1-4	L

DALLAS WON BEST-OF-SEVEN SERIES 4-3

2000

CONFERENCE QUARTERFINALS

4/13	PHOENIX	6-3	W
4/15	PHOENIX	3-1	W
4/17 @	PHOENIX	4-2	W
4/19 @	PHOENIX	2-3	L
4/21	PHOENIX	2-1	W

COLORADO WON BEST-OF-SEVEN SERIES 4-1

CONFERENCE SEMIFINALS

4/27	DETROIT	2-0	W
4/29	DETROIT	3-1	W
5/1 @	DETROIT	1-3	L
5/3 @	DETROIT	3-2*	W
5/5	DETROIT	4-2	W

COLORADO WON BEST-OF-SEVEN SERIES 4-1

WESTERN CONFERENCE FINALS

5/13 @	DALLAS	2-0	W
5/15 @	DALLAS	2-3	L
5/19	DALLAS	2-0	W
5/21	DALLAS	1-4	L
5/23 @	DALLAS	2-3*	L
5/25	DALLAS	2-1	W
5/27 @	DALLAS	2-3	L

DALLAS WON BEST-OF-SEVEN SERIES 4-3

2001

CONFERENCE QUARTERFINALS

4/12	VANCOUVER	5-4	W
4/14	VANCOUVER	2-1	W
4/16 @	VANCOUVER	4-3*	W
4/18 @	VANCOUVER	5-1	W

COLORADO WON BEST-OF-SEVEN SERIES 4-0

CONFERENCE SEMIFINALS

4/26	LOS ANGELES	3-4*	L
4/28	LOS ANGELES	2-0	W
4/30 @	LOS ANGELES	4-3	W
5/2 @	LOS ANGELES	3-0	W
5/4	LOS ANGELES	0-1	L
5/6 @	LOS ANGELES	0-1*	L
5/9	LOS ANGELES	5-1	W

COLORADO WON BEST-OF-SEVEN SERIES 4-3

WESTERN CONFERENCE FINALS

5/12	ST. LOUIS	4-1	W
5/14	ST. LOUIS	4-2	W
5/16 @	ST. LOUIS	3-4*	L
5/18 @	ST. LOUIS	4-3*	W
5/21	ST. LOUIS	2-1*	W

COLORADO WON BEST-OF-SEVEN SERIES 4-1

STANLEY CUP CHAMPIONSHIP

5/26	NEW JERSEY	4-0	W
5/29	NEW JERSEY	1-2	L
5/31 @	NEW JERSEY	3-1	W
6/2 @	NEW JERSEY	2-3	L
6/4	NEW JERSEY	1-4	L
6/7 @	NEW JERSEY	4-0	W
6/9	NEW JERSEY	3-1	W

COLORADO WON BEST-OF-SEVEN SERIES 4-3

2002

CONFERENCE QUARTERFINALS

4/18	LOS ANGELES	4-3	W
4/20	LOS ANGELES	5-3	W
4/22 @	LOS ANGELES	1-3	L
4/23 @	LOS ANGELES	1-0	W
4/25	LOS ANGELES	0-1*	L
4/27 @	LOS ANGELES	1-3	L
4/29	LOS ANGELES	4-0	W

COLORADO WON BEST-OF-SEVEN SERIES 4-3

CONFERENCE SEMIFINALS

5/1	SAN JOSE	3-6	L
5/4	SAN JOSE	8-2	W
5/6 @	SAN JOSE	4-6	L
5/8 @	SAN JOSE	4-1	W
5/11	SAN JOSE	3-5	L
5/13 @	SAN JOSE	2-1*	W
5/15	SAN JOSE	1-0	W

COLORADO WON BEST-OF-SEVEN SERIES 4-3

WESTERN CONFERENCE FINALS

5/18 @	DETROIT	3-5	L
5/20 @	DETROIT	4-3*	W
5/22	DETROIT	1-2*	L
5/25	DETROIT	3-2	W
5/27 @	DETROIT	2-1*	W
5/29	DETROIT	0-2	L
5/31 @	DETROIT	0-7	L

DETROIT WON BEST-OF-SEVEN SERIES 4-3

YEAR-BY-YEAR PLAYOFF RESULTS

2003

CONFERENCE QUARTERFINALS

4/10	MINNESOTA	2-4	L
4/12	MINNESOTA	3-2	W
4/14 @	MINNESOTA	3-0	W
4/16 @	MINNESOTA	3-1	W
4/19	MINNESOTA	2-3	L
4/21 @	MINNESOTA	2-3*	L
4/22	MINNESOTA	2-3*	L

MINNESOTA WON BEST-OF-SEVEN SERIES 4-3

2004

CONFERENCE QUARTERFINALS

4/7	DALLAS	3-1	W
4/9	DALLAS	5-2	W
4/12 @	DALLAS	3-4*	L
4/14 @	DALLAS	3-2*	W
4/17	DALLAS	5-1	W

COLORADO WON BEST-OF-SEVEN SERIES 4-1

CONFERENCE SEMIFINALS

4/22 @	SAN JOSE	2-5	L
4/24 @	SAN JOSE	1-4	L
4/26	SAN JOSE	0-1	L
4/28	SAN JOSE	1-0*	W
5/1 @	SAN JOSE	2-1*	W
5/4	SAN JOSE	1-3	L

SAN JOSE WON BEST-OF-SEVEN SERIES 4-2

2006

CONFERENCE QUARTERFINALS

4/22 @	DALLAS	5-2	W
4/24 @	DALLAS	5-4*	W
4/26	DALLAS	4-3*	W
4/28	DALLAS	1-4	L
4/30 @	DALLAS	3-2*	W

COLORADO WON BEST-OF-SEVEN SERIES 4-1

CONFERENCE SEMIFINALS

5/5 @	ANAHEIM	0-5	L
5/7 @	ANAHEIM	0-3	L
5/9	ANAHEIM	3-4*	L
5/11	ANAHEIM	1-4	L

ANAHEIM WON BEST-OF-SEVEN SERIES 4-0

2008

CONFERENCE QUARTERFINALS

4/9 @	MINNESOTA	3-2*	W
4/11 @	MINNESOTA	2-3*	L
4/14	MINNESOTA	2-3*	L
4/15	MINNESOTA	5-1	W
4/17 @	MINNESOTA	3-2	W
4/19	MINNESOTA	2-1	W

COLORADO WON BEST-OF-SEVEN SERIES 4-2

CONFERENCE SEMIFINALS

4/24 @	DETROIT	3-4	L
4/26 @	DETROIT	1-5	L
4/29	DETROIT	3-4	L
5/1	DETROIT	2-8	L

DETROIT WON BEST-OF-SEVEN SERIES 4-0

2010

CONFERENCE QUARTERFINALS

4/14 @	SAN JOSE	2-1	W
4/16 @	SAN JOSE	5-6*	L
4/18	SAN JOSE	1-0*	W
4/20	SAN JOSE	1-2*	L
4/22 @	SAN JOSE	0-5	L
4/24	SAN JOSE	2-5	L

SAN JOSE WON BEST-OF-SEVEN SERIES 4-2

2014

FIRST ROUND

4/17	MINNESOTA	5-4*	W
4/19	MINNESOTA	4-2	W
4/21 @	MINNESOTA	0-1*	L
4/24 @	MINNESOTA	1-2	L
4/26	MINNESOTA	4-3*	W
4/28 @	MINNESOTA	2-5	L
4/30	MINNESOTA	4-5*	L

MINNESOTA WON BEST-OF-SEVEN SERIES 4-3

2018

FIRST ROUND

4/12 @	NASHVILLE	2-5	L
4/14 @	NASHVILLE	4-5	L
4/16	NASHVILLE	5-3	W
4/18	NASHVILLE	2-3	L
4/20 @	NASHVILLE	2-1	W
4/22	NASHVILLE	0-5	L

NASHVILLE WON BEST-OF-SEVEN SERIES 4-2

2019

FIRST ROUND

4/11 @	CALGARY	0-4	L
4/13 @	CALGARY	3-2*	W
4/15	CALGARY	6-2	W
4/17	CALGARY	3-2*	W
4/19 @	CALGARY	5-1	W

COLORADO WON BEST-OF-SEVEN SERIES 4-1

SECOND ROUND

4/26 @	SAN JOSE	2-5	L
4/28 @	SAN JOSE	4-3	W
4/30	SAN JOSE	2-4	L
5/2	SAN JOSE	3-0	W
5/4 @	SAN JOSE	1-2	L
5/6	SAN JOSE	4-3*	W
5/8 @	SAN JOSE	2-3	L

SAN JOSE WON BEST-OF-SEVEN SERIES 4-3

2020**

QUALIFYING ROUND

8/2	ST. LOUIS	2-1	W
8/4 @	DALLAS	4-0	W
8/6	VEGAS	3-4*	O

COLORADO SECURED NO. 2 SEED IN WESTERN CONF.

FIRST ROUND

8/12	ARIZONA	3-0	W
8/14	ARIZONA	3-2	W
8/15 @	ARIZONA	2-4	L
8/17 @	ARIZONA	7-1	W
8/19	ARIZONA	7-1	W

COLORADO WON BEST-OF-SEVEN SERIES 4-1

SECOND ROUND

8/22	DALLAS	3-5	L
8/24	DALLAS	2-5	L
8/26 @	DALLAS	6-4	W
8/30 @	DALLAS	4-5	L
8/31	DALLAS	6-3	W
9/2 @	DALLAS	4-1	W
9/4	DALLAS	4-5*	L

DALLAS WON BEST-OF-SEVEN SERIES 4-3

** - ALL GAMES PLAYED AT ROGERS PLACE IN EDMONTON

* - DENOTES OVERTIME GAME

YEAR-BY-YEAR PLAYOFF STATISTICS

1981

PLAYER	GP	G	A	PTS	+/-	PIM	PPG	SHG	GWG	S	S%	
Peter Stastny	5	2	8	10	-	7	1	0	0	-	-	
Michel Goulet	4	3	4	7	-	7	0	0	1	-	-	
Anton Stastny	5	4	3	7	-	2	2	0	0	-	-	
Dale Hunter	5	4	2	6	-	34	0	0	1	-	-	
Jacques Richard	5	2	4	6	-	14	1	0	0	-	-	
Marc Tardif	5	1	3	4	-	2	0	0	0	-	-	
Robbie Ftorek	5	1	2	3	-	17	1	0	0	-	-	
Dale Hoganson	5	0	3	3	-	10	0	0	0	-	-	
Pierre Lacroix	5	0	2	2	-	10	0	0	0	-	-	
Mario Marois	5	0	1	1	-	6	0	0	0	-	-	
Serge Bernier	1	0	0	0	-	0	0	0	0	-	-	
Kim Clackson	5	0	0	0	-	33	0	0	0	-	-	
Real Cloutier	3	0	0	0	-	10	0	0	0	-	-	
Alain Cote	4	0	0	0	-	6	0	0	0	-	-	
Andre Dupont	1	0	0	0	-	0	0	0	0	-	-	
Bob Fitchner	3	0	0	0	-	10	0	0	0	-	-	
Terry Johnson	2	0	0	0	-	0	0	0	0	-	-	
Lee Norwood	3	0	0	0	-	2	0	0	0	-	-	
John Paddock	2	0	0	0	-	0	0	0	0	-	-	
Dave Pichette	1	0	0	0	-	14	0	0	0	-	-	
Normand Rochefort	5	0	0	0	-	4	0	0	0	-	-	
Wally Weir	3	0	0	0	-	15	0	0	0	-	-	
John Wensink	3	0	0	0	-	0	0	0	0	-	-	
Goaltender	GP	W	L	SO	SA	SV	SV%	GA	GAA	MIN	PIM	EN
Dan Bouchard	5	2	3	1	-	-	-	19	3.99	286	14	1
Michel Plasse	1	0	0	0	-	-	-	1	4.00	15	0	1

1982

PLAYER	GP	G	A	PTS	+/-	PIM	PPG	SHG	GWG	S	S%	
Peter Stastny	12	7	11	18	-	10	4	0	1	-	-	
Marian Stastny	16	3	14	17	-	5	1	0	0	-	-	
Anton Stastny	16	5	10	15	-	10	3	0	0	-	-	
Michel Goulet	16	8	5	13	-	6	2	2	0	-	-	
Real Cloutier	16	7	5	12	-	10	1	0	1	-	-	
Wilf Paiement	14	6	6	12	-	28	1	0	1	-	-	
Dale Hunter	16	3	7	10	-	52	1	0	2	-	-	
Dave Pichette	16	2	4	6	-	22	1	0	1	-	-	
Pat Hickey	15	1	3	4	-	21	1	0	0	-	-	
Alain Cote	16	1	2	3	-	8	0	0	0	-	-	
Andre Dupont	16	0	3	3	-	18	0	0	0	-	-	
Mario Marois	13	1	2	3	-	44	0	0	0	-	-	
Marc Tardif	13	1	2	3	-	16	0	0	0	-	-	
Pierre Aubry	15	1	1	2	-	30	0	0	1	-	-	
Normand Rochefort	16	0	2	2	-	10	0	0	0	-	-	
Basil McRae	9	1	0	1	-	34	0	0	0	-	-	
Jacques Richard	10	1	0	1	-	9	0	0	0	-	-	
Gaston Therrien	9	0	1	1	-	4	0	0	0	-	-	
Richard David	1	0	0	0	-	0	0	0	0	-	-	
Jean Hamel	5	0	0	0	-	16	0	0	0	-	-	
Dale Hoganson	6	0	0	0	-	2	0	0	0	-	-	
Pierre Lacroix	3	0	0	0	-	0	0	0	0	-	-	
Randy Moller	1	0	0	0	-	2	0	0	0	-	-	
Wally Weir	15	0	0	0	-	45	0	0	0	-	-	
Goaltender	GP	W	L	SO	SA	SV	SV%	GA	GAA	MIN	PIM	EN
Dan Bouchard	11	4	7	0	-	-	-	38	3.37	677	4	1
John Garrett	5	3	2	0	-	-	-	21	3.90	323	0	0

YEAR-BY-YEAR PLAYOFF STATISTICS

1983

PLAYER	GP	G	A	PTS	+/-	PIM	PPG	SHG	GWG	S	S%	
Peter Stastny	4	3	2	5	2	10	1	0	0	9	33.3	
Anton Stastny	4	2	2	4	2	0	0	0	0	12	16.7	
Alain Cote	4	0	3	3	0	0	0	0	0	6	0	
Dale Hunter	4	2	1	3	0	24	0	0	0	7	28.6	
Randy Moller	4	1	0	1	-3	4	1	0	1	10	10	
Wilf Paiement	4	0	1	1	0	4	0	0	0	9	0	
Dave Pichette	2	0	1	1	1	0	0	0	0	0	0	
Wally Weir	4	0	1	1	0	19	0	0	0	1	0	
Pierre Aubry	2	0	0	0	0	0	0	0	0	1	0	
Real Cloutier	4	0	0	0	-4	0	0	0	0	8	0	
Andre Dupont	4	0	0	0	-3	8	0	0	0	0	0	
Anders Eldebrink	1	0	0	0	0	0	0	0	0	1	0	
Michel Goulet	4	0	0	0	-2	6	0	0	0	10	0	
Jean Hamel	4	0	0	0	-4	2	0	0	0	1	0	
Pat Price	4	0	0	0	-1	14	0	0	0	12	0	
Jacques Richard	4	0	0	0	0	2	0	0	0	0	0	
Normand Rochefort	1	0	0	0	1	2	0	0	0	0	0	
Marian Stastny	2	0	0	0	0	0	0	0	0	1	0	
Marc Tardif	4	0	0	0	-2	2	0	0	0	4	0	
Blake Wesley	4	0	0	0	3	2	0	0	0	5	0	
Goaltender	GP	W	L	SO	SA	SV	SV%	GA	GAA	MIN	PIM	EN
Dan Bouchard	4	1	3	0	-	-	-	11	2.73	242	0	0

1984

PLAYER	GP	G	A	PTS	+/-	PIM	PPG	SHG	GWG	S	S%	
Peter Stastny	9	2	7	9	3	31	2	0	0	18	11.1	
Jean-Francois Sauve	9	2	5	7	-2	2	2	0	1	11	18.2	
Anton Stastny	9	2	5	7	2	7	0	0	0	16	12.5	
Michel Goulet	9	2	4	6	1	17	0	0	0	17	11.8	
Dale Hunter	9	2	3	5	-2	41	0	0	0	9	22.2	
Mario Marois	9	1	4	5	7	6	0	0	0	20	5	
Marian Stastny	9	2	3	5	1	2	0	0	1	15	13.3	
Wilf Paiement	9	3	1	4	-4	24	0	0	0	17	17.6	
Andre Savard	9	3	0	3	-2	2	0	2	1	22	13.6	
Blake Wesley	9	1	2	3	-5	20	0	0	1	10	10.0	
Bo Berglund	7	2	0	2	1	4	0	0	1	10	20.0	
Alain Cote	9	0	2	2	0	17	0	0	0	11	0	
Louis Sleigher	7	1	1	2	2	42	0	0	0	3	33.3	
Randy Moller	9	1	0	1	-2	45	0	0	0	9	11.1	
Pat Price	9	1	0	1	-2	10	0	0	0	13	7.7	
Normand Rochefort	6	1	0	1	6	6	0	0	0	7	14.3	
Andre Dore	9	0	0	0	-4	8	0	0	0	8	0	
Paul Gillis	1	0	0	0	0	2	0	0	0	0	0	
Rick LaPointe	3	0	0	0	0	0	0	0	0	4	0	
Jimmy Mann	3	0	0	0	0	22	0	0	0	0	0	
Tony McKegney	7	0	0	0	-5	0	0	0	0	9	0	
Wally Weir	1	0	0	0	0	17	0	0	0	0	0	
Goaltender	GP	W	L	SO	SA	SV	SV%	GA	GAA	MIN	PIM	EN
Dan Bouchard	9	5	4	0	224	199	.888	25	2.76	543	2	0

YEAR-BY-YEAR PLAYOFF STATISTICS

1985

PLAYER	GP	G	A	PTS	+/-	PIM	PPG	SHG	GWG	S	S%	
Peter Stastny	18	4	19	23	1	24	1	0	2	27	14.8	
Michel Goulet	17	11	10	21	3	17	7	0	0	51	21.6	
Brad Maxwell	18	2	9	11	5	35	1	0	0	37	5.4	
Brent Ashton	18	6	4	10	-6	13	1	1	1	28	21.4	
Alain Cote	18	5	5	10	5	11	0	0	1	32	15.6	
Dale Hunter	17	4	6	10	0	97	0	1	2	21	19.0	
Jean-Francois Sauve	18	5	5	10	-6	8	2	0	0	30	16.7	
Paul Gillis	18	1	7	8	1	73	0	0	0	25	4.0	
Mario Marois	18	0	8	8	-9	12	0	0	0	42	0	
Mark Kumpel	18	3	4	7	4	4	0	0	1	25	12.0	
Alain Lemieux	14	3	3	6	2	0	2	0	0	12	25.0	
Wilf Paiement	18	4	2	6	-4	58	0	0	0	40	10.0	
Anton Stastny	16	3	3	6	-3	6	1	0	1	28	10.7	
Bruce Bell	16	2	2	4	-2	21	1	0	0	11	18.2	
Randy Moller	18	2	2	4	3	40	1	0	0	32	6.3	
Pat Price	17	0	4	4	4	51	0	0	0	30	0	
Normand Rochefort	18	2	1	3	2	8	0	0	1	29	6.9	
Blake Wesley	6	1	0	1	-1	8	0	0	0	5	20.0	
Jean-Marc Gaulin	1	0	0	0	0	0	0	0	0	0	0	
Jimmy Mann	13	0	0	0	1	41	0	0	0	3	0	
Marian Stastny	2	0	0	0	-1	0	0	0	0	1	0	
Goaltender	GP	W	L	SO	SA	SV	SV%	GA	GAA	MIN	PIM	EN
Mario Gosselin	17	9	8	0	473	417	.882	54	3.06	1059	2	2
Dan Bouchard	1	0	1	0	24	17	.708	7	7.00	60	4	0

1986

PLAYER	GP	G	A	PTS	+/-	PIM	PPG	SHG	GWG	S	S%	
Brent Ashton	3	2	1	3	-1	9	0	1	0	11	18.2	
Michel Goulet	3	1	2	3	-2	10	1	0	0	12	8.3	
Alain Lemieux	1	1	2	3	-1	0	1	0	0	2	50.0	
Paul Gillis	3	0	2	2	0	14	0	0	0	6	0	
Robert Picard	3	0	2	2	-4	2	0	0	0	7	0	
Anton Stastny	3	1	1	2	-5	0	1	0	0	5	20.0	
Peter Andersson	2	0	1	1	-1	0	0	0	0	0	0	
Alain Cote	3	1	0	1	-2	0	0	0	0	8	12.5	
Mark Kumpel	2	1	0	1	-1	0	0	0	0	3	33.3	
Pat Price	3	0	1	1	0	4	0	0	0	4	0	
Risto Siltanen	3	0	1	1	-3	2	0	0	0	9	0	
Peter Stastny	3	0	1	1	-5	2	0	0	0	10	0	
Jeff Brown	1	0	0	0	0	0	0	0	0	0	0	
Gilbert DeLorme	2	0	0	0	-2	5	0	0	0	3	0	
Gord Donnelly	1	0	0	0	-2	0	0	0	0	1	0	
Mike Eagles	3	0	0	0	-1	2	0	0	0	4	0	
Dale Hunter	3	0	0	0	-1	15	0	0	0	9	0	
Greg Malone	1	0	0	0	-1	0	0	0	0	0	0	
Jimmy Mann	2	0	0	0	0	19	0	0	0	0	0	
Randy Moller	3	0	0	0	-1	26	0	0	0	4	0	
Steve Patrick	3	0	0	0	-1	6	0	0	0	1	0	
Jean-Francois Sauve	2	0	0	0	0	0	0	0	0	0	0	
Trevor Stienburg	1	0	0	0	-1	0	0	0	0	0	0	
Goaltender	GP	W	L	SO	SA	SV	SV%	GA	GAA	MIN	PIM	EN
Clint Malarchuk	3	0	2	0	81	70	.864	11	4.62	143	0	0
Mario Gosselin	1	0	1	0	22	17	.773	5	7.50	40	0	0

YEAR-BY-YEAR PLAYOFF STATISTICS

1987

PLAYER	GP	G	A	PTS	+/-	PIM	PPG	SHG	GWG	S	S%	
Peter Stastny	13	6	9	15	3	12	2	1	1	24	25.0	
Michel Goulet	13	9	5	14	-2	35	4	0	2	40	22.5	
John Ogrodnick	13	9	4	13	0	6	3	0	2	41	22.0	
Robert Picard	13	2	10	12	3	10	1	0	0	31	6.5	
Anton Stastny	13	3	8	11	0	6	0	0	0	21	14.3	
Risto Siltanen	13	1	9	10	-4	8	1	0	0	26	3.8	
Dale Hunter	13	1	7	8	-5	56	1	0	0	15	6.7	
Jeff Brown	13	3	3	6	-3	2	2	0	0	24	12.5	
Paul Gillis	13	2	4	6	3	65	0	0	0	13	15.4	
Jason Lafreniere	12	1	5	6	-1	2	1	0	0	12	8.3	
Lane Lambert	13	2	4	6	2	30	0	0	0	21	9.5	
Alain Cote	13	2	3	5	0	2	0	0	0	26	7.7	
Randy Moller	13	1	4	5	5	23	0	0	0	15	6.7	
Basil McRae	13	3	1	4	-1	99	0	0	1	13	23.1	
Mike Hough	9	0	3	3	-1	26	0	0	0	6	0	
Normand Rochefort	13	2	1	3	-3	26	0	0	1	16	12.5	
Steven Finn	13	0	2	2	1	29	0	0	0	16	0	
Mike Eagles	4	1	0	1	-1	10	0	0	0	4	25.0	
Gord Donnelly	13	0	0	0	-2	53	0	0	0	9	0	
Greg Malone	1	0	0	0	0	0	0	0	0	0	0	
Goaltender	GP	W	L	SO	SA	SV	SV%	GA	GAA	MIN	PIM	EN
Mario Gosselin	11	7	4	0	326	289	.887	37	3.39	654	2	0
Clint Malarchuk	3	0	2	0	56	48	.857	8	3.43	140	0	0

1993

PLAYER	GP	G	A	PTS	+/-	PIM	PPG	SHG	GWG	S	S%	
Claude Lapointe	6	2	4	6	4	8	0	0	0	9	22.2	
Mike Ricci	6	0	6	6	5	8	0	0	0	7	0	
Joe Sakic	6	3	3	6	-3	2	1	0	0	24	12.5	
Steve Duchesne	6	0	5	5	0	6	0	0	0	14	0	
Scott Young	6	4	1	5	5	0	0	0	2	23	17.4	
Mats Sundin	6	3	1	4	-4	6	1	0	0	19	15.8	
Curtis Leschyshyn	6	1	1	2	3	6	1	0	0	5	20.0	
Martin Rucinsky	6	1	1	2	-3	4	1	0	0	10	10	
Steven Finn	6	0	1	1	-3	8	0	0	0	10	0	
Adam Foote	6	0	1	1	-3	2	0	0	0	6	0	
Alexei Gusarov	5	0	1	1	-3	0	0	0	0	7	0	
Mike Hough	6	0	1	1	0	2	0	0	0	18	0	
Valeri Kamensky	6	0	1	1	-1	6	0	0	0	21	0	
Andrei Kovalenko	4	1	0	1	-5	2	0	0	0	8	12.5	
Owen Nolan	5	1	0	1	-2	2	0	0	0	12	8.3	
Gino Cavallini	4	0	0	0	-1	0	0	0	0	2	0	
Kerry Huffman	3	0	0	0	-2	0	0	0	0	4	0	
David Karpa	3	0	0	0	0	0	0	0	0	3	0	
Scott Pearson	3	0	0	0	0	0	0	0	0	1	0	
Chris Simon	5	0	0	0	-2	26	0	0	0	8	0	
Craig Wolanin	4	0	0	0	1	4	0	0	0	2	0	
Goaltender	GP	W	L	SO	SA	SV	SV%	GA	GAA	MIN	PIM	EN
Ron Hextall	6	2	4	0	211	193	.915	18	2.90	372	0	0
Stephane Fiset	1	0	0	0	12	11	.917	1	2.86	21	0	0

YEAR-BY-YEAR PLAYOFF STATISTICS

1995

PLAYER	GP	G	A	PTS	+/-	PIM	PPG	SHG	GWG	S	S%	
Bob Bassen	5	2	4	6	2	0	0	0	0	10	20.0	
Peter Forsberg	6	2	4	6	2	4	1	0	0	13	15.4	
Scott Young	6	3	3	6	3	2	0	1	0	12	25.0	
Owen Nolan	6	2	3	5	2	6	0	0	0	12	16.7	
Joe Sakic	6	4	1	5	-4	0	1	1	1	15	26.7	
Mike Ricci	6	1	3	4	4	8	0	0	0	9	11.1	
Wendel Clark	6	1	2	3	-6	6	0	0	0	18	5.6	
Uwe Krupp	5	0	2	2	-2	2	0	0	0	13	0	
Sylvain Lefebvre	6	0	2	2	5	2	0	0	0	7	0	
Chris Simon	6	1	1	2	-1	19	0	0	1	9	11.1	
Craig Wolanin	6	1	1	2	5	4	0	0	0	8	12.5	
Rene Corbet	2	0	1	1	1	0	0	0	0	0	0	
Adam Deadmarsh	6	0	1	1	-3	0	0	0	0	6	0	
Steven Finn	4	0	1	1	-4	2	0	0	0	2	0	
Adam Foote	6	0	1	1	-3	14	0	0	0	6	0	
Valeri Kamensky	2	1	0	1	0	0	0	0	0	2	50.0	
Andrei Kovalenko	6	0	1	1	-3	2	0	0	0	6	0	
Janne Laukkanen	6	1	0	1	-2	2	0	0	0	11	9.1	
Curtis Leschyshyn	3	0	1	1	-1	4	0	0	0	3	0	
Bill Huard	1	0	0	0	-1	0	0	0	0	0	0	
Claude Lapointe	5	0	0	0	-1	8	0	0	0	0	0	
Paul MacDermid	3	0	0	0	0	2	0	0	0	1	0	
Goaltender	GP	W	L	SO	SA	SV	SV%	GA	GAA	MIN	PIM	EN
Stephane Fiset	4	1	2	0	115	99	.861	16	4.55	211	0	0
Jocelyn Thibault	3	1	2	0	76	68	.895	8	3.24	148	0	0
Garth Snow	1	0	0	0	3	2	.667	1	6.67	9	0	0

1996

PLAYER	GP	G	A	PTS	+/-	PIM	PPG	SHG	GWG	S	S%	
Joe Sakic	22	18	16	34	10	14	6	0	6	98	18.4	
Valeri Kamensky	22	10	12	22	11	28	3	0	2	56	17.9	
Peter Forsberg	22	10	11	21	10	18	3	0	1	50	20.0	
Sandis Ozolinsh	22	5	14	19	5	16	2	0	1	52	9.6	
Adam Deadmarsh	22	5	12	17	8	25	1	0	0	40	12.5	
Mike Ricci	22	6	11	17	-1	18	3	0	1	31	19.4	
Uwe Krupp	22	4	12	16	5	33	1	0	2	38	10.5	
Scott Young	22	3	12	15	6	10	0	0	0	61	4.9	
Claude Lemieux	19	5	7	12	5	55	3	0	0	81	6.2	
Alexei Gusarov	21	0	9	9	13	12	0	0	0	15	0	
Rene Corbet	8	3	2	5	3	2	1	0	1	9	33.3	
Mike Keane	22	3	2	5	1	16	0	0	1	22	13.6	
Sylvain Lefebvre	22	0	5	5	6	12	0	0	0	22	0	
Stephane Yelle	22	1	4	5	2	8	0	1	0	24	4.2	
Adam Foote	22	1	3	4	11	36	0	0	0	20	5.0	
Jon Klemm	15	2	1	3	6	0	1	0	0	11	18.2	
Curtis Leschyshyn	17	1	2	3	4	8	0	0	0	9	11.1	
Chris Simon	12	1	2	3	-2	11	0	0	0	9	11.1	
Dave Hannan	13	0	2	2	3	2	0	0	0	2	0	
Warren Rychel	12	1	0	1	4	23	0	0	0	4	25.0	
Craig Wolanin	7	1	0	1	2	8	0	0	1	5	20.0	
Troy Murray	8	0	0	0	-4	19	0	0	0	6	0	
Goaltender	GP	W	L	SO	SA	SV	SV%	GA	GAA	MIN	PIM	EN
Patrick Roy	22	16	6	3	649	598	.921	51	2.10	1454	0	0
Stephane Fiset	1	0	0	0	0	0	0	0	0	1	0	0

YEAR-BY-YEAR PLAYOFF STATISTICS

1997

PLAYER	GP	G	A	PTS	+/-	PIM	PPG	SHG	GWG	S	S%	
Joe Sakic	17	8	17	25	5	14	3	0	0	50	16.0	
Claude Lemieux	17	13	10	23	7	32	4	0	4	73	17.8	
Valeri Kamensky	17	8	14	22	-1	16	5	0	2	49	16.3	
Peter Forsberg	14	5	12	17	-6	10	3	0	0	35	14.3	
Sandis Ozolinsh	17	4	13	17	-1	24	2	0	1	39	10.3	
Adam Deadmarsh	17	3	6	9	-6	24	1	0	1	39	7.7	
Stephane Yelle	12	1	6	7	5	2	0	0	0	19	5.3	
Keith Jones	6	3	3	6	2	4	1	0	0	16	18.8	
Mike Ricci	17	2	4	6	1	17	0	0	1	21	9.5	
Scott Young	17	4	2	6	-1	14	2	0	0	21	19.0	
Eric Lacroix	17	1	4	5	2	19	0	0	0	15	6.7	
Rene Corbet	17	2	2	4	0	27	0	0	0	31	6.5	
Adam Foote	17	0	4	4	3	62	0	0	0	17	0	
Mike Keane	17	3	1	4	2	24	0	0	1	17	17.6	
Alexei Gusarov	17	0	3	3	3	14	0	0	0	9	0	
Aaron Miller	17	1	2	3	3	10	0	0	0	8	12.5	
Jon Klemm	17	1	1	2	-1	6	0	0	0	20	5.0	
Sylvain Lefebvre	17	0	0	0	-1	25	0	0	0	15	0	
Eric Messier	6	0	0	0	0	4	0	0	0	1	0	
Yves Sarault	5	0	0	0	0	2	0	0	0	2	0	
Brent Severyn	8	0	0	0	1	12	0	0	0	3	0	
Goaltender	GP	W	L	SO	SA	SV	SV%	GA	GAA	MIN	PIM	EN
Patrick Roy	17	10	7	3	559	521	.932	38	2.21	1034	12	2
Craig Billington	1	0	0	0	13	12	.923	1	3.00	20	0	0

1998

PLAYER	GP	G	A	PTS	+/-	PIM	PPG	SHG	GWG	S	S%	
Peter Forsberg	7	6	5	11	3	12	2	0	0	18	33.3	
Sandis Ozolinsh	7	0	7	7	-3	14	0	0	0	19	0	
Claude Lemieux	7	3	3	6	2	8	1	0	1	29	10.3	
Valeri Kamensky	7	2	3	5	1	18	1	0	0	17	11.8	
Joe Sakic	6	2	3	5	0	6	0	1	2	24	8.3	
Adam Deadmarsh	7	2	0	2	-1	4	1	0	0	14	14.3	
Tom Fitzgerald	7	0	1	1	-2	20	0	0	0	8	0	
Alexei Gusarov	7	0	1	1	1	6	0	0	0	3	0	
Uwe Krupp	7	0	1	1	2	4	0	0	0	18	0	
Stephane Yelle	7	1	0	1	-3	12	0	0	0	7	14.3	
Rene Corbet	2	0	0	0	0	2	0	0	0	5	0	
Adam Foote	7	0	0	0	-1	23	0	0	0	12	0	
Keith Jones	7	0	0	0	-1	13	0	0	0	12	0	
Jon Klemm	4	0	0	0	1	0	0	0	0	1	0	
Jari Kurri	4	0	0	0	-1	0	0	0	0	2	0	
Eric Lacroix	7	0	0	0	-2	6	0	0	0	5	0	
Sylvain Lefebvre	7	0	0	0	-1	4	0	0	0	4	0	
Aaron Miller	7	0	0	0	0	8	0	0	0	6	0	
Jeff Odgers	6	0	0	0	-1	25	0	0	0	4	0	
Warren Rychel	6	0	0	0	-2	24	0	0	0	4	0	
Goaltender	GP	W	L	SO	SA	SV	SV%	GA	GAA	MIN	PIM	EN
Patrick Roy	7	3	4	0	191	173	.906	18	2.51	430	0	1
Craig Billington	1	0	0	0	0	0	0	0	0	1	0	0

YEAR-BY-YEAR PLAYOFF STATISTICS

1999

PLAYER	GP	G	A	PTS	+/-	PIM	PPG	SHG	GWG	S	S%	
Peter Forsberg	19	8	16	24	7	31	1	1	0	54	14.8	
Joe Sakic	19	6	13	19	-2	8	1	1	1	56	10.7	
Theo Fleury	18	5	12	17	-2	20	2	0	0	56	8.9	
Claude Lemieux	19	3	11	14	5	26	1	0	0	69	4.3	
Adam Deadmarsh	19	8	4	12	2	20	3	0	0	44	18.2	
Milan Hejduk	16	6	6	12	3	4	1	0	3	38	15.8	
Sandis Ozolinsh	19	4	8	12	-5	22	3	0	1	56	7.1	
Valeri Kamensky	10	4	5	9	5	4	1	0	1	18	22.2	
Chris Drury	19	6	2	8	2	4	0	0	4	40	15.0	
Aaron Miller	19	1	5	6	8	10	0	0	0	22	4.5	
Adam Foote	19	2	3	5	3	24	1	0	0	28	7.1	
Dale Hunter	19	1	3	4	0	38	0	0	0	10	10.0	
Shjon Podein	19	1	1	2	-1	12	0	0	0	33	3.0	
Greg de Vries	19	0	2	2	3	22	0	0	0	7	0	
Jon Klemm	19	0	1	1	1	10	0	0	0	11	0	
Sylvain Lefebvre	19	0	1	1	6	12	0	0	0	16	0	
Jeff Odgers	15	1	0	1	0	14	0	0	1	3	33.3	
Warren Rychel	12	0	1	1	-1	14	0	0	0	6	0	
Stephane Yelle	10	0	1	1	-1	6	0	0	0	18	0	
Shean Donovan	5	0	0	0	0	2	0	0	0	1	0	
Alexei Gusarov	5	0	0	0	1	2	0	0	0	2	0	
Eric Messier	3	0	0	0	-1	0	0	0	0	1	0	
Goaltender	GP	W	L	SO	SA	SV	SV%	GA	GAA	MIN	PIM	EN
Patrick Roy	17	10	7	3	559	521	.932	38	2.21	1034	12	2
Craig Billington	1	0	0	0	13	12	.923	1	3.00	20	0	0

2000

PLAYER	GP	G	A	PTS	+/-	PIM	PPG	SHG	GWG	S	S%	
Adam Deadmarsh	17	4	11	15	7	21	1	0	1	41	9.8	
Peter Forsberg	16	7	8	15	9	12	2	1	4	54	13.0	
Chris Drury	17	4	10	14	7	4	1	0	2	44	9.1	
Sandis Ozolinsh	17	5	5	10	1	20	3	0	1	42	11.9	
Ray Bourque	13	1	8	9	4	8	0	0	0	28	3.6	
Milan Hejduk	17	5	4	9	-7	6	3	0	1	50	10.0	
Joe Sakic	17	2	7	9	-5	8	2	0	0	48	4.2	
Adam Foote	16	0	7	7	6	28	0	0	0	15	0	
Dave Andreychuk	17	3	2	5	-3	18	2	0	0	38	7.9	
Shjon Podein	17	5	0	5	4	8	0	0	1	26	19.2	
Dave Reid	17	1	3	4	4	0	0	0	0	24	4.2	
Jon Klemm	17	2	1	3	4	9	0	0	0	16	12.5	
Alex Tanguay	17	2	1	3	-2	2	1	0	1	13	15.4	
Stephane Yelle	17	1	2	3	3	4	0	0	0	25	4.0	
Aaron Miller	17	1	1	2	4	6	0	0	0	10	10.0	
Martin Skoula	17	0	2	2	-3	4	0	0	0	14	0	
Serge Aubin	17	0	1	1	1	6	0	0	0	8	0	
Eric Messier	14	0	1	1	1	4	0	0	0	3	0	
Jeff Odgers	4	0	0	0	0	0	0	0	0	0	0	
Greg de Vries	5	0	0	0	2	4	0	0	0	1	0	
Goaltender	GP	W	L	SO	SA	SV	SV%	GA	GAA	MIN	PIM	EN
Patrick Roy	17	11	6	3	431	400	.928	31	1.79	1039	4	1

YEAR-BY-YEAR PLAYOFF STATISTICS

2001

PLAYER	GP	G	A	PTS	+/-	PIM	PPG	SHG	GWG	S	S%	
Joe Sakic	21	13	13	26	6	6	5	0	3	79	16.5	
Milan Hejduk	23	7	16	23	8	6	4	0	1	51	13.7	
Alex Tanguay	23	6	15	21	13	8	1	0	2	37	16.2	
Rob Blake	23	6	13	19	6	16	3	0	0	83	7.2	
Chris Drury	23	11	5	16	5	4	2	0	2	62	17.7	
Peter Forsberg	11	4	10	14	5	6	1	0	2	23	17.4	
Ray Bourque	21	4	6	10	9	12	3	0	1	49	8.2	
Ville Nieminen	23	4	6	10	-1	20	3	0	1	39	10.3	
Adam Foote	23	3	4	7	5	47	1	0	1	28	10.7	
Dan Hinote	23	2	4	6	4	21	0	0	0	16	12.5	
Shjon Podein	23	2	3	5	3	14	0	0	1	16	12.5	
Steven Reinprecht	22	2	3	5	0	2	0	0	0	14	14.3	
Martin Skoula	23	1	4	5	1	8	0	0	0	14	7.1	
Chris Dingman	16	0	4	4	3	14	0	0	0	8	0	
Eric Messier	23	2	2	4	0	14	0	0	0	20	10.0	
Dave Reid	18	0	4	4	2	6	0	0	0	8	0	
Jon Klemm	22	1	2	3	7	16	0	0	1	14	7.1	
Stephane Yelle	23	1	2	3	2	8	0	0	1	23	4.3	
Greg de Vries	23	0	1	1	5	20	0	0	0	20	0	
Bryan Muir	3	0	0	0	0	0	0	0	0	0	0	
Scott Parker	4	0	0	0	0	2	0	0	0	0	0	
Goaltender	GP	W	L	SO	SA	SV	SV%	GA	GAA	MIN	PIM	EN
Patrick Roy	23	16	7	4	622	581	.934	41	1.70	1451	0	0
David Aebischer	1	0	0	0	0	0	0	0	0	1	0	0

2002

PLAYER	GP	G	A	PTS	+/-	PIM	PPG	SHG	GWG	S	S%	
Peter Forsberg	20	9	18	27	8	20	0	0	4	35	25.7	
Joe Sakic	21	9	10	19	-2	4	4	0	1	76	11.8	
Alex Tanguay	19	5	8	13	-8	0	3	0	0	20	25.0	
Greg de Vries	21	4	9	13	1	2	0	0	1	41	9.8	
Rob Blake	20	6	6	12	-1	16	1	0	0	67	9.0	
Chris Drury	21	5	7	12	4	10	1	0	3	56	8.9	
Steven Reinprecht	21	7	5	12	7	8	0	0	2	29	24.1	
Adam Foote	21	1	6	7	-2	28	0	0	0	26	3.8	
Milan Hejduk	16	3	3	6	-4	4	1	0	0	45	6.7	
Martin Skoula	21	0	6	6	-5	2	0	0	0	13	0	
Mike Keane	18	1	4	5	0	8	0	0	0	24	4.2	
Riku Hahl	21	1	2	3	-3	0	0	0	0	17	5.9	
Dan Hinote	19	1	2	3	-3	9	0	0	0	16	6.3	
Darius Kasparaitis	21	0	3	3	10	18	0	0	0	18	0	
Eric Messier	21	1	2	3	-4	0	0	0	0	18	5.6	
Brad Larsen	21	1	1	2	-4	13	0	0	0	8	12.5	
Stephane Yelle	20	0	2	2	-3	14	0	0	0	21	0	
Brian Willsie	4	0	1	1	0	2	0	0	0	4	0	
Bryan Muir	21	0	0	0	-3	2	0	0	0	8	0	
Pascal Trepanier	2	0	0	0	-1	0	0	0	0	0	0	
Radim Vrbata	9	0	0	0	-5	0	0	0	0	19	0	
Goaltender	GP	W	L	SO	SA	SV	SV%	GA	GAA	MIN	PIM	EN
Patrick Roy	21	11	10	3	572	520	.909	52	2.51	1241	0	3
David Aebischer	1	0	0	0	14	13	.929	1	1.76	34	2	0

YEAR-BY-YEAR PLAYOFF STATISTICS

2003

PLAYER	GP	G	A	PTS	+/-	PIM	PPG	SHG	GWG	S	S%	
Joe Sakic	7	6	3	9	1	2	2	0	1	26	23.1	
Peter Forsberg	7	2	6	8	3	6	1	0	0	23	8.7	
Milan Hejduk	7	2	2	4	4	2	1	0	0	21	9.5	
Rob Blake	7	1	2	3	2	8	0	0	0	27	3.7	
Dan Hinote	7	1	2	3	0	2	0	0	0	9	11.1	
Derek Morris	7	0	3	3	2	6	0	0	0	12	0	
Steven Reinprecht	7	1	2	3	1	0	0	0	0	9	11.1	
Alex Tanguay	7	1	2	3	-2	4	0	0	1	10	10.0	
Bates Battaglia	7	0	2	2	1	4	0	0	0	14	0	
Riku Hahl	6	0	2	2	2	2	0	0	0	11	0	
Greg de Vries	7	2	0	2	2	0	0	0	0	12	16.7	
Adam Foote	6	0	1	1	2	8	0	0	0	3	0	
Martin Skoula	7	0	1	1	-1	4	0	0	0	4	0	
Brian Willsie	6	1	0	1	1	2	0	0	1	7	14.3	
Serge Aubin	5	0	0	0	1	4	0	0	0	4	0	
Mike Keane	6	0	0	0	0	2	0	0	0	1	0	
Bryan Marchment	7	0	0	0	1	4	0	0	0	3	0	
Chris McAllister	1	0	0	0	0	0	0	0	0	0	0	
Eric Messier	5	0	0	0	0	0	0	0	0	2	0	
Scott Parker	1	0	0	0	0	2	0	0	0	0	0	
Jeff Shantz	6	0	0	0	1	4	0	0	0	7	0	
Goaltender	GP	W	L	SO	SA	SV	SV%	GA	GAA	MIN	PIM	EN
Patrick Roy	7	3	4	1	177	161	.910	16	2.27	423	0	0

2004

PLAYER	GP	G	A	PTS	+/-	PIM	PPG	SHG	GWG	S	S%	
Joe Sakic	11	7	5	12	0	8	1	1	2	35	20.0	
Peter Forsberg	11	4	7	11	6	12	1	0	1	16	25.0	
Milan Hejduk	11	5	2	7	6	0	2	0	0	30	16.7	
Marek Svatos	11	1	5	6	3	2	0	0	1	25	4	
Rob Blake	9	0	5	5	0	6	0	0	0	17	0	
Bob Boughner	11	0	4	4	5	6	0	0	0	13	0	
Adam Foote	11	0	4	4	-2	10	0	0	0	6	0	
Steve Konowalchuk	11	4	0	4	-4	12	4	0	1	25	16	
Alex Tanguay	8	2	2	4	1	2	1	0	1	6	33.3	
Teemu Selanne	10	0	3	3	-2	2	0	0	0	9	0	
Matthew Barnaby	11	0	2	2	-3	27	0	0	0	10	0	
Andrei Nikolishin	11	0	2	2	-3	4	0	0	0	7	0	
Karlis Skrastins	11	0	2	2	-2	2	0	0	0	14	0	
Riku Hahl	7	1	0	1	0	2	0	0	0	12	8.3	
Darby Hendrickson	6	1	0	1	-1	2	0	0	0	5	20.0	
Dan Hinote	11	1	0	1	2	0	0	1	0	15	6.7	
Paul Kariya	1	0	1	1	-1	0	0	0	0	2	0	
John-Michael Liles	11	0	1	1	1	4	0	0	0	21	0	
Ossi Vaananen	11	0	1	1	3	18	0	0	0	4	0	
Chris Gratton	11	0	0	0	-1	27	0	0	0	12	0	
Kurt Sauer	3	0	0	0	0	0	0	0	0	1	0	
Goaltender	GP	W	L	SO	SA	SV	SV%	GA	GAA	MIN	PIM	EN
David Aebischer	11	6	5	1	295	272	.922	23	2.08	662	2	1
Tommy Salo	1	0	0	0	7	7	1	0	0	26	2	0

YEAR-BY-YEAR PLAYOFF STATISTICS

2006

PLAYER	GP	G	A	PTS	+/-	PIM	PPG	SHG	GWG	S	S%	
Andrew Brunette	9	3	6	9	-2	8	1	0	1	15	20.0	
Joe Sakic	9	4	5	9	-1	6	1	0	1	21	19.0	
Milan Hejduk	9	2	6	8	3	2	0	0	0	24	8.3	
Alex Tanguay	9	2	4	6	1	12	0	0	1	20	10.0	
Jim Dowd	9	2	3	5	3	20	0	1	0	6	33.3	
Rob Blake	9	3	1	4	1	8	2	0	1	42	7.1	
Brett Clark	9	2	2	4	-2	2	0	1	0	19	10.5	
Wojtek Wolski	8	1	3	4	-3	2	0	0	0	9	11.1	
John-Michael Liles	9	1	2	3	-1	6	1	0	0	15	6.7	
Dan Hinote	9	1	1	2	-2	31	0	0	0	10	10.0	
Antti Laaksonen	9	0	2	2	-3	2	0	0	0	16	0	
Pierre Turgeon	5	0	2	2	-3	6	0	0	0	9	0	
Patrice Brisebois	9	0	1	1	-7	4	0	0	0	10	0	
Ian Laperriere	9	0	1	1	-6	27	0	0	0	9	0	
Brett McLean	8	0	1	1	-5	4	0	0	0	8	0	
Brad Richardson	9	1	0	1	-3	6	0	0	0	7	14.3	
Karlis Skrastins	9	0	1	1	-3	10	0	0	0	9	0	
Steve Konowalchuk	2	0	0	0	-1	4	0	0	0	1	0	
Brad May	3	0	0	0	-3	0	0	0	0	5	0	
Kurt Sauer	9	0	0	0	-3	4	0	0	0	1	0	
Ossi Vaananen	1	0	0	0	0	0	0	0	0	1	0	
Goaltender	GP	W	L	SO	SA	SV	SV%	GA	GAA	MIN	PIM	EN
Jose Theodore	9	4	5	0	296	267	.902	29	3.04	573	0	2

2008

PLAYER	GP	G	A	PTS	+/-	PIM	PPG	SHG	GWG	S	S%	
Joe Sakic	10	2	8	10	-7	0	0	0	1	30	6.7	
Andrew Brunette	10	5	3	8	-5	2	3	0	0	18	27.8	
Milan Hejduk	10	3	3	6	-6	4	2	0	0	18	16.7	
Tyler Arnason	10	2	3	5	-2	2	1	0	0	27	7.4	
Peter Forsberg	7	1	4	5	3	14	0	0	0	13	7.7	
John-Michael Liles	10	2	3	5	-1	2	1	0	0	21	9.5	
Ruslan Salei	10	1	4	5	0	4	1	0	0	10	10	
Ryan Smyth	8	2	3	5	-1	2	1	0	1	22	9.1	
Wojtek Wolski	7	2	3	5	-1	2	1	0	1	12	16.7	
Jordan Leopold	7	0	3	3	0	0	0	0	0	5	0	
Paul Stastny	9	2	1	3	-1	6	0	0	1	16	12.5	
Jeff Finger	5	0	2	2	-2	4	0	0	0	7	0	
Ian Laperriere	10	1	1	2	0	19	0	0	0	12	8.3	
Cody McLeod	10	1	1	2	-3	26	0	0	0	16	6.3	
Ben Guite	10	1	0	1	1	14	0	1	0	9	11.1	
Scott Hannan	9	0	1	1	0	4	0	0	0	10	0	
T.J. Hensick	2	0	1	1	1	0	0	0	0	4	0	
David Jones	10	0	1	1	0	6	0	0	0	18	0	
Cody McCormick	4	0	1	1	-2	7	0	0	0	5	0	
Kurt Sauer	10	1	0	1	-3	8	0	0	0	5	20.0	
Adam Foote	10	0	0	0	-6	6	0	0	0	5	0	
Jaroslav Hlinka	1	0	0	0	-1	0	0	0	0	2	0	
Wyatt Smith	1	0	0	0	0	0	0	0	0	1	0	
Goaltender	GP	W	L	SO	SA	SV	SV%	GA	GAA	MIN	PIM	EN
Jose Theodore	10	4	6	0	286	259	.906	27	3.15	514	0	0
Peter Budaj	3	0	0	0	65	59	.908	6	3.33	108	0	0

YEAR-BY-YEAR PLAYOFF STATISTICS

2010

PLAYER	GP	G	A	PTS	+/-	PIM	PPG	SHG	GWG	S	S%	
Paul Stastny	6	1	4	5	-2	4	1	0	0	13	7.7	
Brandon Yip	6	2	2	4	-3	6	0	0	0	13	15.4	
Matt Duchene	6	0	3	3	-2	0	0	0	0	9	0	
Chris Stewart	6	3	0	3	-1	4	0	0	1	20	15.0	
Kyle Cumiskey	6	1	1	2	-7	2	0	0	0	3	33.3	
T.J. Galiardi	6	0	2	2	-1	6	0	0	0	8	0	
John-Michael Liles	6	1	1	2	-2	4	1	0	0	14	7.1	
Adam Foote	6	0	1	1	-4	10	0	0	0	6	0	
Milan Hejduk	3	1	0	1	0	0	0	0	0	4	25.0	
Ryan O'Reilly	6	1	0	1	0	2	0	0	1	7	14.3	
Marek Svatos	3	1	0	1	-1	2	0	0	0	10	10.0	
Ryan Wilson	4	0	1	1	-1	0	0	0	0	2	0	
Brett Clark	1	0	0	0	0	0	0	0	0	3	0	
Chris Durno	1	0	0	0	0	0	0	0	0	0	0	
Scott Hannan	6	0	0	0	3	4	0	0	0	3	0	
Matt Hendricks	6	0	0	0	-2	0	0	0	0	5	0	
Cody McLeod	6	0	0	0	-2	5	0	0	0	4	0	
Kevin Porter	4	0	0	0	-2	0	0	0	0	2	0	
Kyle Quincey	6	0	0	0	2	8	0	0	0	14	0	
Ruslan Salei	1	0	0	0	0	0	0	0	0	0	0	
Ryan Stoa	1	0	0	0	0	2	0	0	0	1	0	
Darcy Tucker	6	0	0	0	-1	2	0	0	0	4	0	
Stephane Yelle	6	0	0	0	-1	2	0	0	0	4	0	
Goaltender	GP	W	L	SO	SA	SV	SV%	GA	GAA	MIN	PIM	EN
Craig Anderson	6	2	4	1	239	223	.933	16	2.62	366	0	2
Peter Budaj	1	0	0	0	4	3	.750	1	6.67	9	0	0

2014

PLAYER	GP	G	A	PTS	+/-	PIM	PPG	SHG	GWG	S	S%	
Paul Stastny	7	5	5	10	-1	4	1	1	1	13	38.5	
Nathan MacKinnon	7	2	8	10	2	4	0	0	1	18	11.1	
Ryan O'Reilly	7	2	4	6	3	0	0	0	0	14	14.3	
Jamie McGinn	7	2	3	5	-1	2	0	0	0	19	10.5	
Nick Holden	7	3	1	4	2	8	2	0	0	12	25.0	
Gabriel Landeskog	7	3	1	4	-2	8	0	0	1	21	14.3	
PA Parenteau	7	1	2	3	0	2	0	0	0	17	5.9	
Matt Duchene	2	0	3	3	-1	2	0	0	0	0	0	
Erik Johnson	7	1	1	2	-6	2	0	0	0	13	7.7	
Ryan Wilson	4	0	2	2	-1	2	0	0	0	1	0	
Tyson Barrie	3	0	2	2	3	0	0	0	0	2	0	
Nate Guenin	7	0	1	1	1	4	0	0	0	3	0	
Andre Benoit	7	0	1	1	3	6	0	0	0	6	0	
Cody McLeod	7	1	0	1	-1	22	0	1	0	11	9.1	
Joey Hishon	3	0	1	1	0	2	0	0	0	1	0	
Max Talbot	7	0	0	0	-3	4	0	0	0	9	0	
Jan Hejda	7	0	0	0	-6	6	0	0	0	6	0	
Patrick Bordeleau	7	0	0	0	-1	10	0	0	0	2	0	
Marc-Andre Cliche	7	0	0	0	-3	2	0	0	0	2	0	
Paul Carey	3	0	0	0	-1	0	0	0	0	0	0	
Brad Malone	6	0	0	0	-1	2	0	0	0	4	0	
Goaltender	GP	W	L	SO	SA	SV	SV%	GA	GAA	MIN	PIM	EN
Semyon Varlamov	7	3	4	0	231	211	.913	20	2.78	432	0	2

YEAR-BY-YEAR PLAYOFF STATISTICS

2018

PLAYER	GP	G	A	PTS	+/-	PIM	PPG	SHG	GWG	S	S%
Gabriel Landeskog	6	4	3	7	-4	8	2	0	0	17	23.5
Nathan MacKinnon	6	3	3	6	-2	4	0	0	1	28	10.7
Tyson Barrie	6	0	4	4	-3	2	0	0	0	12	0
Mikko Rantanen	6	0	4	4	-1	0	0	0	0	10	0
Matt Nieto	6	0	3	3	-1	2	0	0	0	5	0
J.T. Compher	6	0	3	3	-2	2	0	0	0	4	0
Nikita Zadorov	6	1	2	3	1	32	0	0	0	9	11.1
Carl Soderberg	6	0	2	2	-3	2	0	0	0	8	0
Alexander Kerfoot	6	2	0	2	-1	2	0	0	0	7	28.6
Blake Comeau	6	2	0	2	-3	2	0	0	0	9	22.2
Gabriel Bourque	6	2	0	2	1	0	0	0	0	6	33.3
Colin Wilson	6	0	1	1	-2	0	0	0	0	8	0
Mark Barberio	6	0	1	1	-1	6	0	0	0	11	0
Sven Andrighetto	6	1	0	1	1	6	0	0	1	12	8.3
Tyson Jost	6	0	1	1	-2	0	0	0	0	9	0
Patrik Nemeth	6	0	1	1	-2	4	0	0	0	8	0
David Warsofsky	4	0	0	0	1	2	0	0	0	2	0
Samuel Girard	3	0	0	0	-3	0	0	0	0	6	0
Duncan Siemens	5	0	0	0	-4	0	0	0	0	1	0
Goaltender	GP	W	L	SO	SA	SV	SV%	GA	GAA	MIN	PIM
Andrew Hammond	3	1	1	0	90	84	.933	6	2.63	137:29	0
Jonathan Bernier	4	1	3	0	120	106	.883	14	3.87	217:04	0

2019

PLAYER	GP	G	A	PTS	+/-	PIM	PPG	SHG	GWG	S	S%
Mikko Rantanen	12	6	8	14	-1	4	2	0	2	34	17.6
Nathan MacKinnon	12	6	7	13	-4	2	2	0	3	57	10.5
Colin Wilson	12	4	4	8	0	2	3	0	0	25	16.0
Gabriel Landeskog	12	3	5	8	-2	10	0	0	1	39	7.7
Tyson Barrie	12	1	7	8	1	4	0	0	0	32	3.1
Matt Nieto	12	4	3	7	6	2	0	2	0	18	22.2
J.T. Compher	12	4	2	6	1	0	0	0	0	18	22.2
Cale Makar	10	1	5	6	3	0	0	0	1	14	7.1
Ian Cole	12	0	5	5	6	16	0	0	0	11	0
Tyson Jost	12	3	1	4	3	0	0	0	0	21	14.3
Matt Calvert	8	0	4	4	3	18	0	0	0	11	0
Erik Johnson	12	2	1	3	-1	4	0	0	0	25	8.0
Alexander Kerfoot	12	0	3	3	-1	6	0	0	0	17	0
Carl Soderberg	12	0	2	2	4	8	0	0	0	25	0
Samuel Girard	9	0	2	2	3	0	0	0	0	6	0
Gabriel Bourque	12	1	0	1	0	2	0	0	0	7	14.3
Derick Brassard	9	0	1	1	-2	8	0	0	0	11	0
Nikita Zadorov	12	0	0	0	-5	24	0	0	0	11	0
Patrik Nemeth	7	0	0	0	4	4	0	0	0	8	0
Sven Andrighetto	5	0	0	0	-2	2	0	0	0	7	0
Goaltender	GP	W	L	SO	SA	SV	SV%	GA	GAA	MIN	PIM
Philipp Grubauer	12	7	5	1	373	345	.925	28	2.30	732	0

YEAR-BY-YEAR PLAYOFF STATISTICS

2020

PLAYER	GP	G	A	PTS	+/-	PIM	PPG	SHG	GWG	S	S%	
Nathan MacKinnon	15	9	16	25	13	12	3	0	0	65	13.9	
Mikko Rantanen	15	7	14	21	11	6	2	0	0	55	12.7	
Nazem Kadri	15	9	9	18	3	10	6	0	5	56	16.1	
Andre Burakovsky	15	7	10	17	7	4	1	0	1	24	29.2	
Cale Makar	15	4	11	15	12	0	2	0	2	36	11.1	
Gabriel Landeskog	14	2	11	13	7	12	0	0	0	35	5.7	
Samuel Girard	15	1	9	10	4	6	1	0	1	20	5.0	
J.T. Compher	15	3	5	8	7	4	0	0	0	27	11.1	
Joonas Donskoi	9	3	3	6	1	2	0	0	0	9	33.3	
Vladislav Namestnikov	12	4	1	5	1	4	0	0	0	17	23.5	
Nikita Zadorov	15	3	2	5	5	18	0	0	0	16	18.8	
Valeri Nichushkin	15	2	1	3	0	2	0	0	0	18	11.1	
Pierre-Edouard Bellemare	15	2	1	3	0	6	0	0	0	21	9.5	
Matt Calvert	8	1	2	3	1	4	0	0	0	19	5.3	
Matt Nieto	14	1	2	3	1	4	0	0	0	18	5.6	
Ryan Graves	15	1	2	3	9	6	0	0	0	33	3.0	
Ian Cole	15	0	2	2	2	10	0	0	0	21	0	
Erik Johnson	9	0	2	2	3	0	0	0	0	25	0	
Tyson Jost	12	1	0	1	-1	8	0	0	0	19	5.3	
Logan O'Connor	5	0	1	1	0	0	0	0	0	5	0	
Kevin Connauton	4	0	1	1	-2	6	0	0	0	6	0	
Conor Timmins	2	0	0	0	1	4	0	0	0	0	--	
Sheldon Dries	1	0	0	0	0	0	0	0	0	2	0	
Goaltender	GP	W	L	OT	SO	SA	SV	SV%	GA	GAA	MIN	PIM
Philipp Grubauer	7	5	0	1	1	153	141	.922	12	1.87	385:20	0
Michael Hutchinson	4	2	1	0	0	100	91	.910	9	2.75	196:11	0
Pavel Francouz	6	2	4	0	1	157	140	.892	17	3.23	315:45	0